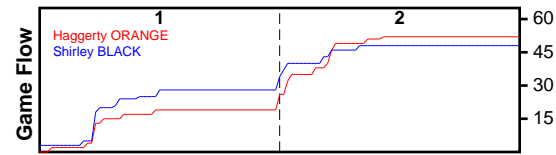


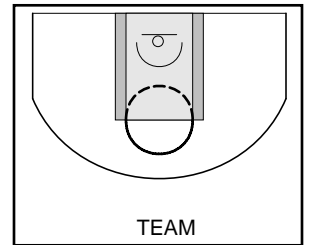
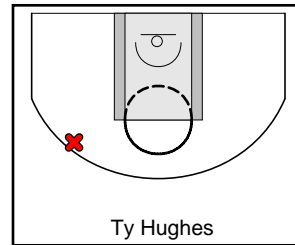
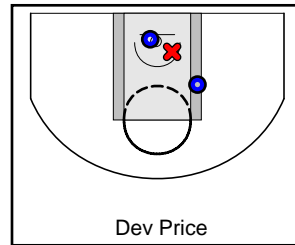
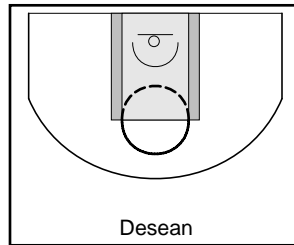
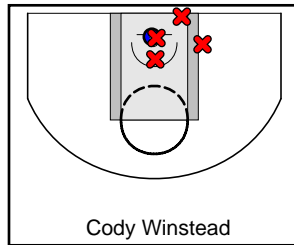
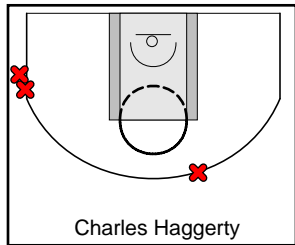
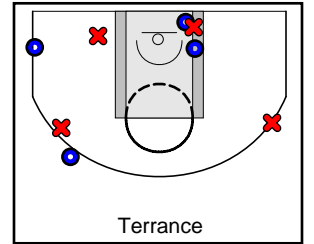

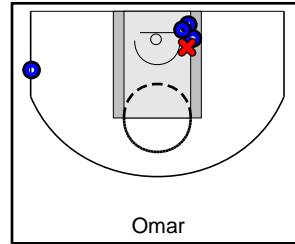
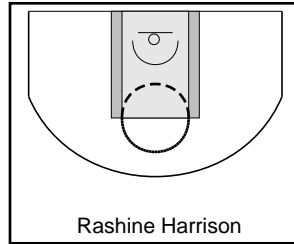
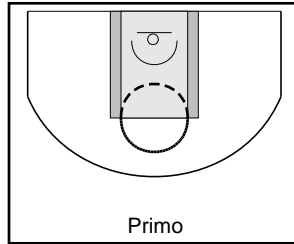
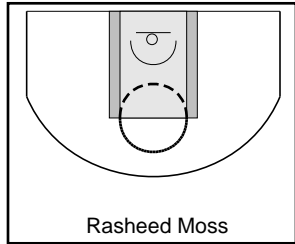
Haggerty ORANGE

6/5/17 Haggerty ORANGE at Shirley BLACK

	1	2	T
Haggerty	19	33	52
Shirley BLACK	28	20	48



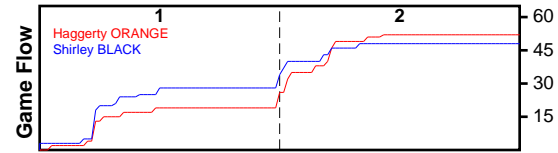
#	Name	G	MIN	FGM	FGA	FG%	2PM	2PA	2P%	3PM	3PA	3P%	FTM	FTA	FT%	OREB	DREB	REB	AST	STL	BLK	DEF	TO	PF	CHG	PM	PTS
0	Rasheed Moss	0	0	0	0	.000	0	0	.000	0	0	.000	0	0	.000	0	0	0	0	0	0	0	0	0	0	0	0
0	Primo	0	0	0	0	.000	0	0	.000	0	0	.000	0	0	.000	0	0	0	0	0	0	0	0	0	0	0	0
0	Rashine Harrison	0	0	0	0	.000	0	0	.000	0	0	.000	0	0	.000	0	0	0	0	0	0	0	0	0	0	0	0
0	Omar	1	36	4	5	.800	3	4	.750	1	1	1.000	5	8	.625	2	9	11	3	0	1	1	4	0	0	5	14
3	Terron Shands	1	40	9	14	.643	9	13	.692	0	1	.000	3	3	1.000	0	1	1	3	2	0	0	6	1	0	4	21
4	Terrance	1	40	4	8	.500	2	4	.500	2	4	.500	0	0	.000	1	2	3	1	2	0	0	1	2	0	8	10
5	Charles Haggerty	1	0	0	3	.000	0	0	.000	0	3	.000	0	0	.000	0	1	1	0	0	0	0	0	0	0	-5	0
11	Cody Winstead	1	36	1	5	.200	1	5	.200	0	0	.000	1	2	.500	2	4	6	1	0	1	0	1	2	0	-4	3
13	Desean	1	20	0	0	.000	0	0	.000	0	0	.000	0	0	.000	0	0	0	0	0	0	0	0	0	0	13	0
15	Dev Price	1	5	2	3	.667	2	3	.667	0	0	.000	0	2	.000	0	3	3	0	1	0	0	2	1	0	-2	4
55	Ty Hughes	1	25	0	1	.000	0	0	.000	0	1	.000	0	0	.000	0	0	0	1	0	0	1	4	2	0	1	0
	TEAM	1	0	0	0	.000	0	0	.000	0	0	.000	0	0	.000	2	4	6	0	0	0	0	0	0	0	0	0
	TOTALS	1	40	20	39	.513	17	29	.586	3	10	.300	9	15	.600	7	24	31	9	5	2	2	18	8	0	4	52



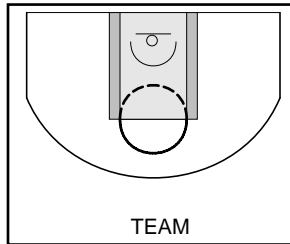
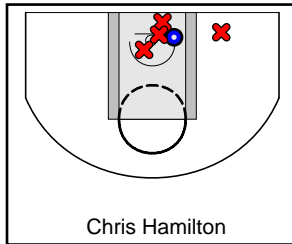
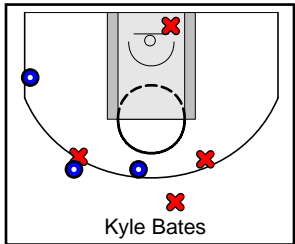
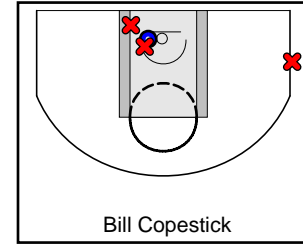
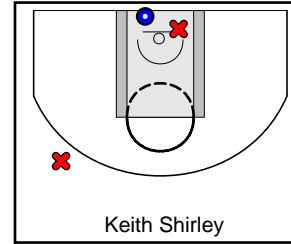
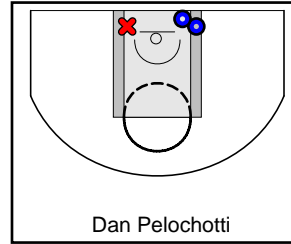
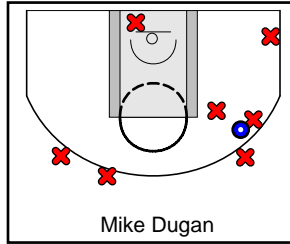
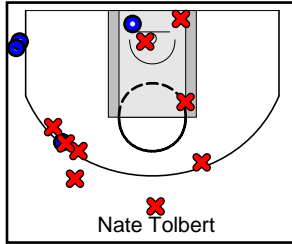
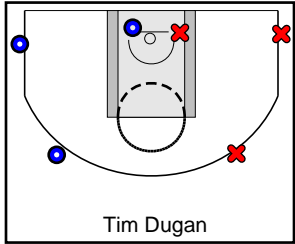
Shirley BLACK

6/5/17 Haggerty ORANGE at Shirley BLACK

	1	2	T
Haggerty	19	33	52
Shirley BLACK	28	20	48



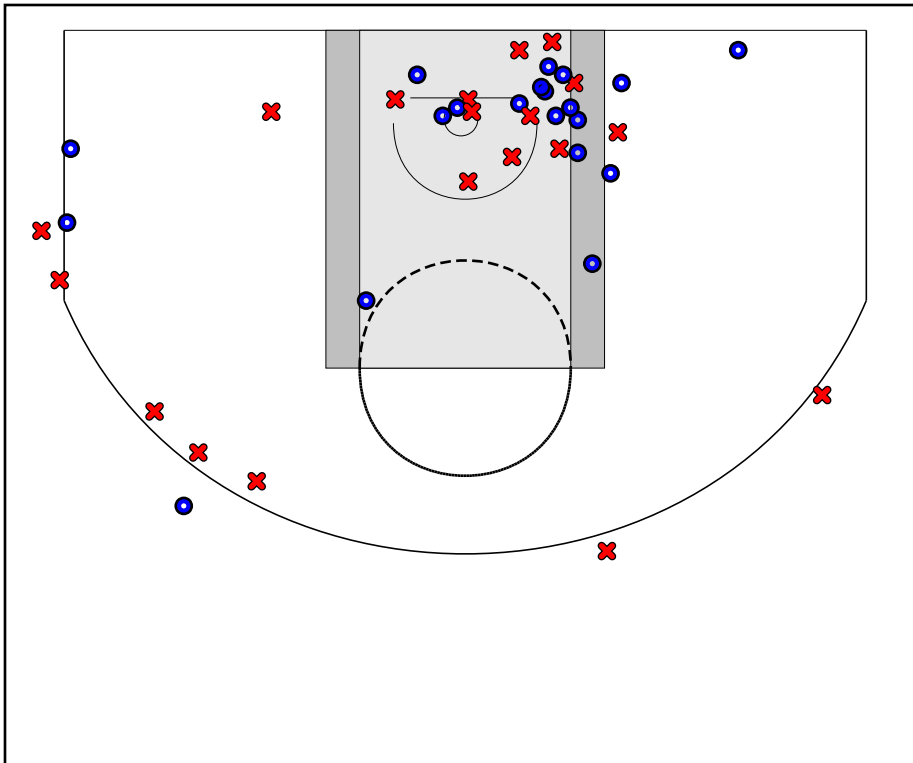
#	Name	G	MIN	FGM	FGA	FG%	2PM	2PA	2P%	3PM	3PA	3P%	FTM	FTA	FT%	OREB	DREB	REB	AST	STL	BLK	DEF	TO	PF	CHG	PM	PTS
3	Tim Dugan	1	36	3	6	.500	1	2	.500	2	4	.500	0	2	.000	0	1	1	2	1	0	1	1	0	0	3	8
4	Nate Tolbert	1	40	4	13	.308	1	4	.250	3	9	.333	4	6	.667	0	1	1	0	1	0	0	2	3	0	-7	15
5	Mike Dugan	1	13	1	8	.125	0	2	.000	1	6	.167	0	0	.000	0	1	1	2	2	0	0	4	2	0	-9	3
10	Dan Pelochotti	1	37	2	3	.667	2	3	.667	0	0	.000	1	2	.500	4	2	6	1	2	0	1	3	4	0	6	5
11	Keith Shirley	1	40	1	3	.333	1	2	.500	0	1	.000	2	2	1.000	0	3	3	3	0	1	1	2	4	0	-4	4
12	Bill Copestick	1	18	1	4	.250	1	3	.333	0	1	.000	0	0	.000	1	0	1	2	0	0	1	3	1	0	0	2
14	Kyle Bates	1	19	3	7	.429	0	1	.000	3	6	.500	0	0	.000	1	2	3	0	1	0	0	0	1	0	-6	9
15	Chris Hamilton	1	0	1	5	.200	1	5	.200	0	0	.000	0	0	.000	2	2	4	0	0	0	0	1	0	0	-3	2
	TEAM	1	0	0	0	.000	0	0	.000	0	0	.000	0	0	.000	1	3	4	0	0	0	0	0	0	0	0	0
	TOTALS	1	40	16	49	.327	7	22	.318	9	27	.333	7	12	.583	9	15	24	10	7	1	4	16	15	0	-4	48



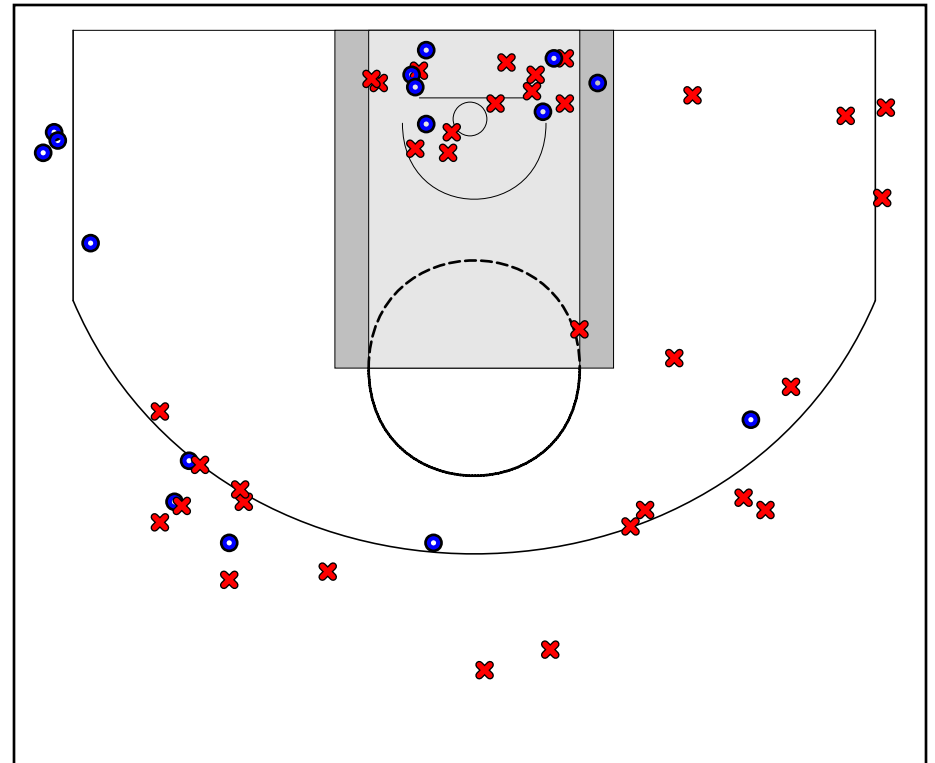
Game Summary Comparison

Statistic	Haggerty ORANGE	Shirley BLACK
Points	52	48
<i>Field Goals</i>	20 / 39	16 / 49
<i>2 Point</i>	17 / 29	7 / 22
<i>3 Point</i>	3 / 10	9 / 27
<i>Free Throws</i>	9 / 15	7 / 12
Assists	9	10
Rebounds	31	24
<i>Offensive</i>	7	9
<i>Defensive</i>	24	15
Blocks	2	1
Steals	5	7
Deflections	2	4
Turnovers	18	16
Charges Taken	0	0
Personal Fouls	8	15

Haggerty ORANGE



Shirley BLACK



Haggerty ORANGE Turnovers

Period	Clock	Player	Turnover Type
1st Period	19:41	#55 Ty Hughes	Other
1st Period	18:16	#3 Terron Shands	Other
1st Period	15:15	#55 Ty Hughes	Other
1st Period	15:11	#3 Terron Shands	Other
1st Period	15:11	#0 Omar	Other
1st Period	15:11	#15 Dev Price	Other
1st Period	13:40	#55 Ty Hughes	Other
1st Period	12:10	#3 Terron Shands	Other
2nd Period	19:57	#11 Cody Winstead	Other
2nd Period	19:57	#0 Omar	Other
2nd Period	19:57	#3 Terron Shands	Other
2nd Period	19:57	#3 Terron Shands	Other
2nd Period	15:26	#0 Omar	Other
2nd Period	14:35	#0 Omar	Other

Haggerty ORANGE Fouls

Period	Clock	Player	Foul
1st Period	15:34	#11 Cody Winstead	Other (Def)
1st Period	15:11	#15 Dev Price	Other (Off)
1st Period	14:48	#3 Terron Shands	Other (Off)
1st Period	13:29	#4 Terrance	Other (Off)
1st Period	11:51	#55 Ty Hughes	Other (Off)
2nd Period	16:39	#55 Ty Hughes	Other (Def)
2nd Period	15:26	#11 Cody Winstead	Other (Def)
2nd Period	15:26	#4 Terrance	Other (Def)

Shirley BLACK Turnovers

Period	Clock	Player	Turnover Type
1st Period	19:16	#5 Mike Dugan	Other
1st Period	15:11	#12 Bill Copestick	Other
1st Period	15:11	#5 Mike Dugan	Other
1st Period	15:11	#3 Tim Dugan	Other
1st Period	10:36	#4 Nate Tolbert	Other
2nd Period	19:57	#12 Bill Copestick	Other
2nd Period	15:26	#5 Mike Dugan	Other
2nd Period	15:26	#15 Chris Hamilton	Other
2nd Period	12:57	#10 Dan Pelochotti	Other

Shirley BLACK Fouls

Period	Clock	Player	Foul
1st Period	17:15	#10 Dan Pelochotti	Other (Def)
1st Period	15:11	#5 Mike Dugan	Other (Off)
1st Period	14:05	#4 Nate Tolbert	Other (Off)
1st Period	12:27	#10 Dan Pelochotti	Other (Off)
1st Period	10:30	#12 Bill Copestick	Other (Off)
2nd Period	19:57	#11 Keith Shirley	Other (Off)
2nd Period	19:57	#11 Keith Shirley	Other (Off)
2nd Period	19:16	#10 Dan Pelochotti	Other (Off)
2nd Period	19:16	#10 Dan Pelochotti	Other (Def)
2nd Period	19:16	#11 Keith Shirley	Other (Def)
2nd Period	18:03	#5 Mike Dugan	Other (Def)
2nd Period	16:54	#4 Nate Tolbert	Other (Def)
2nd Period	13:17	#4 Nate Tolbert	Other (Def)
2nd Period	12:50	#14 Kyle Bates	Other (Def)
2nd Period	11:14	#11 Keith Shirley	Other (Def)