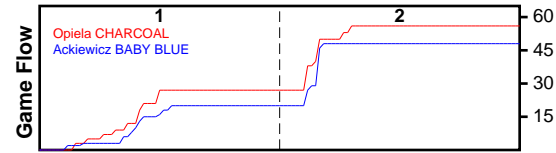


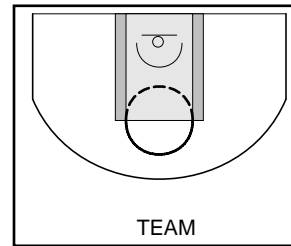
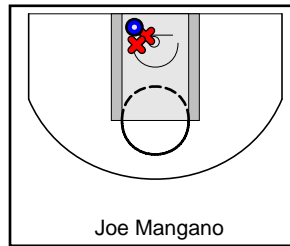
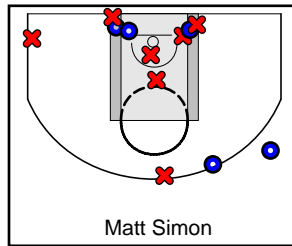
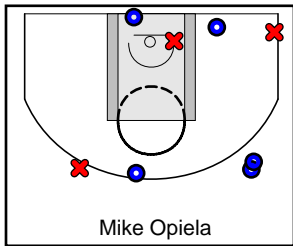
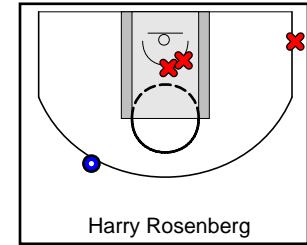
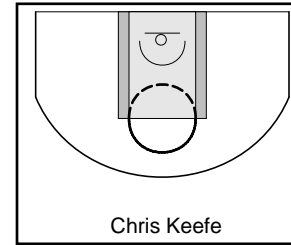

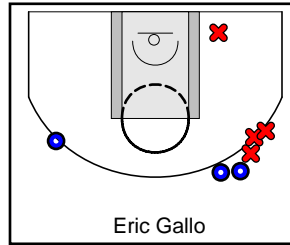
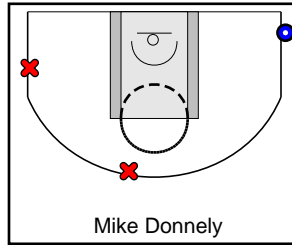
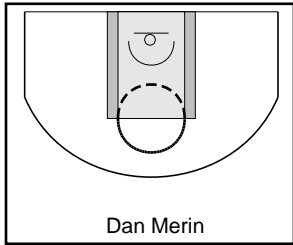
Opiela CHARCOAL

6/5/17 Opiela CHARCOAL at Ackiewicz BABY BLUE

	1	2	T
Opiela	27	29	56
Ackiewicz BABY	20	28	48



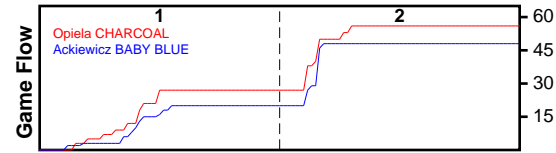
#	Name	G	MIN	FGM	FGA	FG%	2PM	2PA	2P%	3PM	3PA	3P%	FTM	FTA	FT%	OREB	DREB	REB	AST	STL	BLK	DEF	TO	PF	CHG	PM	PTS
00	Dan Merin	1	14	0	0	.000	0	0	.000	0	0	.000	0	0	.000	0	0	0	0	0	0	0	0	0	0	3	0
3	Mike Donnely	1	0	1	3	.333	0	0	.000	1	3	.333	0	0	.000	0	0	0	0	0	0	0	0	0	0	-4	3
4	Eric Gallo	1	27	3	7	.429	0	1	.000	3	6	.500	0	2	.000	1	0	1	1	1	0	0	3	2	0	9	9
5	Pat Paul	1	27	4	14	.286	3	13	.231	1	1	1.000	0	0	.000	3	3	6	0	0	0	1	0	2	0	12	9
10	Chris Keefe	1	20	0	0	.000	0	0	.000	0	0	.000	0	0	.000	2	4	6	2	0	0	0	0	2	0	5	0
11	Harry Rosenberg	1	14	1	4	.250	0	2	.000	1	2	.500	1	3	.333	1	2	3	0	2	0	0	0	1	0	0	4
12	Mike Opiela	1	40	5	8	.625	2	3	.667	3	5	.600	0	1	.000	0	2	2	6	0	0	3	0	2	0	7	13
13	Matt Simon	1	40	5	12	.417	3	8	.375	2	4	.500	2	6	.333	0	11	11	6	2	0	1	4	1	0	10	14
14	Joe Mangano	1	21	1	3	.333	1	3	.333	0	0	.000	2	2	1.000	2	2	4	0	0	0	0	1	1	0	-2	4
	TEAM	1	0	0	0	.000	0	0	.000	0	0	.000	0	0	.000	1	3	4	0	0	0	0	0	0	0	0	0
	TOTALS	1	40	20	51	.392	9	30	.300	11	21	.524	5	14	.357	10	27	37	15	5	0	5	8	11	0	8	56



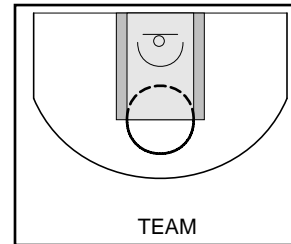
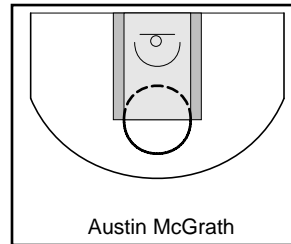
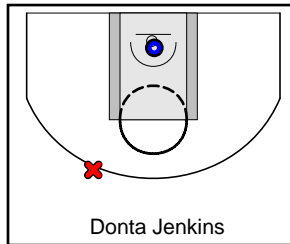
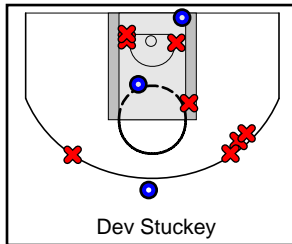
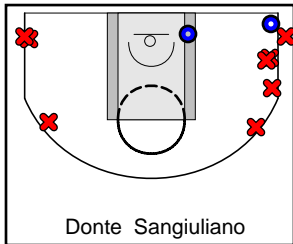
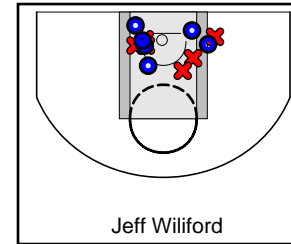
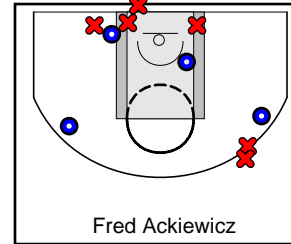
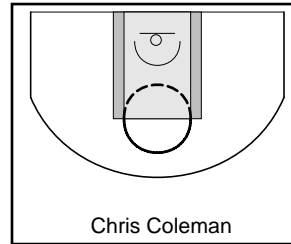
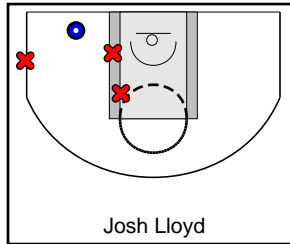
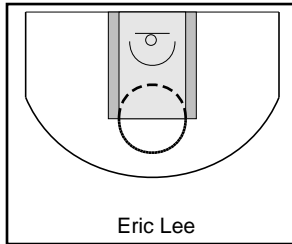
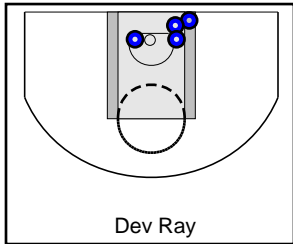
Ackiewicz BABY BLUE

6/5/17 Opiela CHARCOAL at Ackiewicz BABY BLUE

	1	2	T
Opiela	27	29	56
Ackiewicz BABY	20	28	48



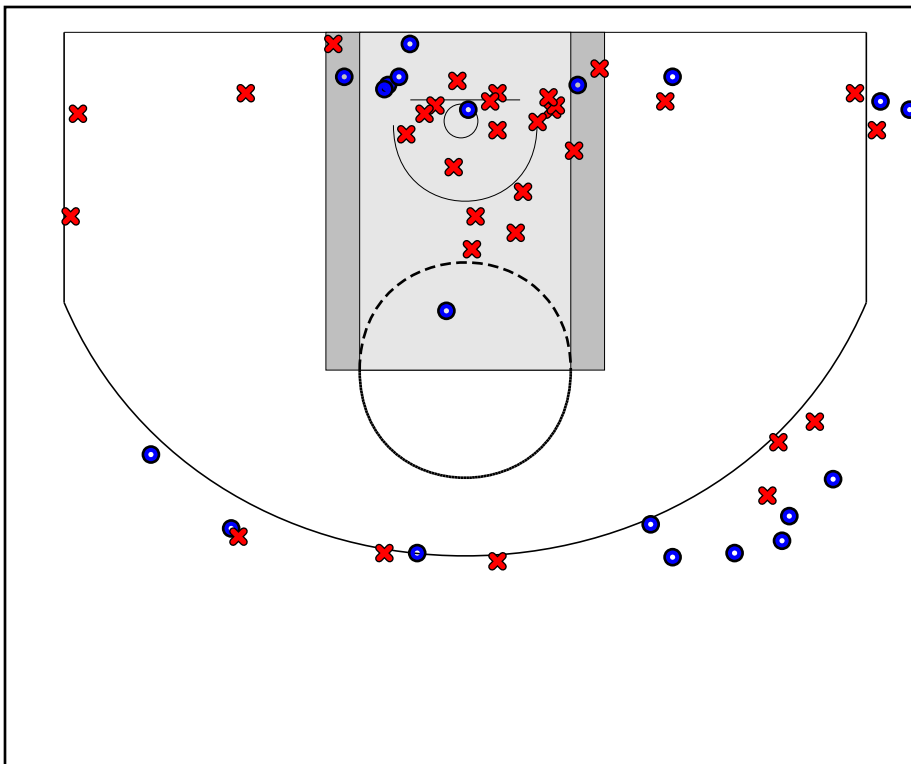
#	Name	G	MIN	FGM	FGA	FG%	2PM	2PA	2P%	3PM	3PA	3P%	FTM	FTA	FT%	OREB	DREB	REB	AST	STL	BLK	DEF	TO	PF	CHG	PM	PTS
0	Dev Ray	1	10	4	4	1.000	4	4	1.000	0	0	.000	0	0	.000	3	1	4	1	0	0	0	0	3	0	-4	8
0	Eric Lee	0	0	0	0	.000	0	0	.000	0	0	.000	0	0	.000	0	0	0	0	0	0	0	0	0	0	0	0
3	Josh Lloyd	1	18	1	4	.250	1	3	.333	0	1	.000	0	2	.000	0	3	3	1	0	0	0	3	5	0	-6	2
4	Chris Coleman	0	0	0	0	.000	0	0	.000	0	0	.000	0	0	.000	0	0	0	0	0	0	0	0	0	0	0	0
5	Fred Ackiewicz	1	35	4	10	.400	2	6	.333	2	4	.500	0	0	.000	1	1	2	1	0	0	0	1	2	0	-4	10
10	Jeff Wiliford	1	39	6	12	.500	6	12	.500	0	0	.000	1	2	.500	2	5	7	5	1	1	1	1	2	0	-5	13
11	Donte Sangiuliano	1	36	2	10	.200	1	1	1.000	1	9	.111	0	0	.000	1	0	1	0	2	0	0	0	0	0	5	5
13	Dev Stuckey	1	38	3	11	.273	2	6	.333	1	5	.200	0	1	.000	1	4	5	1	1	0	3	1	1	0	-11	7
20	Donta Jenkins	1	27	1	2	.500	1	1	1.000	0	1	.000	1	2	.500	1	4	5	0	0	1	2	0	1	0	-15	3
21	Austin McGrath	0	0	0	0	.000	0	0	.000	0	0	.000	0	0	.000	0	0	0	0	0	0	0	0	0	0	0	0
	TEAM	1	0	0	0	.000	0	0	.000	0	0	.000	0	0	.000	0	4	4	0	0	0	0	0	0	0	0	0
	TOTALS	1	40	21	53	.396	17	33	.515	4	20	.200	2	7	.286	9	22	31	9	4	2	6	6	14	0	-8	48



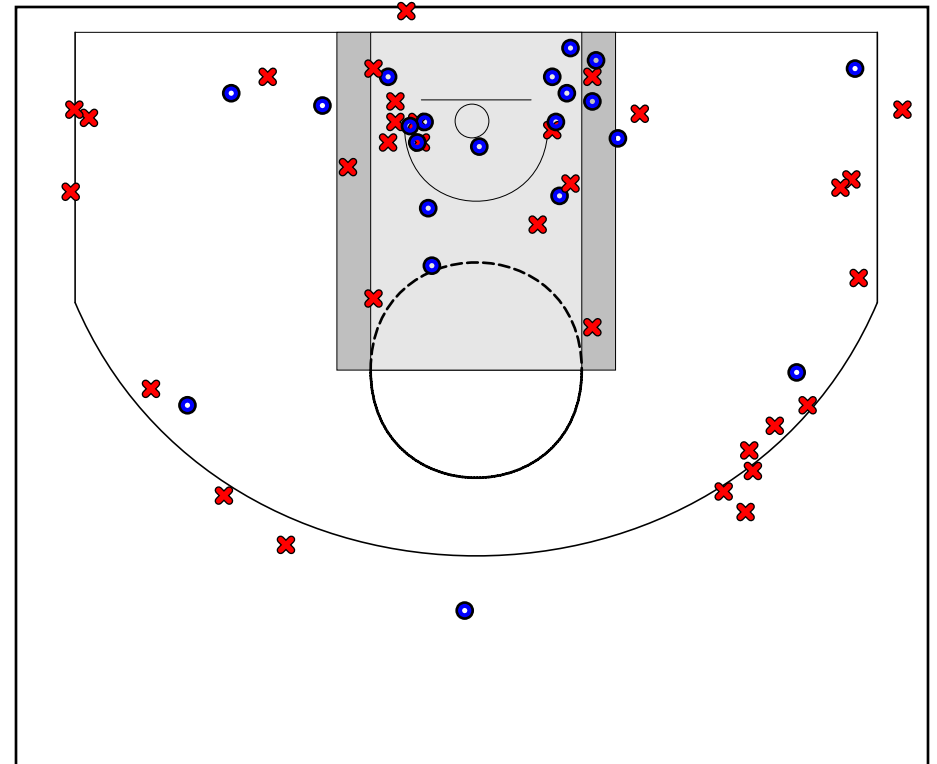
Game Summary Comparison

Statistic	Opiela CHARCOAL	Ackiewicz BABY BLUE
Points	56	48
<i>Field Goals</i>	20 / 51	21 / 53
<i>2 Point</i>	9 / 30	17 / 33
<i>3 Point</i>	11 / 21	4 / 20
<i>Free Throws</i>	5 / 14	2 / 7
Assists	15	9
Rebounds	37	31
<i>Offensive</i>	10	9
<i>Defensive</i>	27	22
Blocks	0	2
Steals	5	4
Deflections	5	6
Turnovers	8	6
Charges Taken	0	0
Personal Fouls	11	14

Opiela CHARCOAL



Ackiewicz BABY BLUE



Opiela CHARCOAL Turnovers

Period	Clock	Player	Turnover Type
1st Period	17:35	#13 Matt Simon	Other
1st Period	12:59	#4 Eric Gallo	Other
1st Period	11:27	#13 Matt Simon	Other
1st Period	10:40	#13 Matt Simon	Other
1st Period	8:42	#13 Matt Simon	Other
2nd Period	16:22	#14 Joe Mangano	Other
2nd Period	16:22	#4 Eric Gallo	Other
2nd Period	13:51	#4 Eric Gallo	Other

Opiela CHARCOAL Fouls

Period	Clock	Player	Foul
1st Period	16:27	#14 Joe Mangano	Other (Def)
1st Period	15:51	#13 Matt Simon	Other (Def)
1st Period	12:49	#10 Chris Keefe	Other (Def)
1st Period	11:28	#4 Eric Gallo	Other (Def)
1st Period	11:04	#12 Mike Opiela	Other (Def)
1st Period	11:02	#12 Mike Opiela	Other (Def)
1st Period	10:04	#10 Chris Keefe	Other (Def)
1st Period	9:54	#11 Harry Rosenberg	Other (Def)
2nd Period	17:38	#5 Pat Paul	Other (Def)
2nd Period	16:22	#4 Eric Gallo	Other (Def)
2nd Period	13:51	#5 Pat Paul	Other (Def)

Ackiewicz BABY BLUE Turnovers

Period	Clock	Player	Turnover Type
1st Period	18:22	#13 Dev Stuckey	Other
1st Period	14:53	#10 Jeff Wiliford	Other
1st Period	13:03	#3 Josh Lloyd	Other
1st Period	11:27	#5 Fred Ackiewicz	Other
2nd Period	16:43	#3 Josh Lloyd	Other
2nd Period	16:22	#3 Josh Lloyd	Other

Ackiewicz BABY BLUE Fouls

Period	Clock	Player	Foul
1st Period	19:01	#0 Dev Ray	Other (Def)
1st Period	13:46	#0 Dev Ray	Other (Tech)
1st Period	13:44	#0 Dev Ray	Other (Def)
1st Period	11:27	#10 Jeff Wiliford	Other (Def)
1st Period	11:27	#3 Josh Lloyd	Other (Def)
1st Period	10:40	#3 Josh Lloyd	Other (Def)
1st Period	10:40	#13 Dev Stuckey	Other (Def)
2nd Period	17:38	#3 Josh Lloyd	Other (Def)
2nd Period	16:22	#5 Fred Ackiewicz	Other (Def)
2nd Period	15:46	#20 Donta Jenkins	Other (Def)
2nd Period	13:51	#5 Fred Ackiewicz	Other (Def)
2nd Period	13:51	#10 Jeff Wiliford	Other (Def)
2nd Period	13:51	#3 Josh Lloyd	Other (Def)
2nd Period	13:51	#3 Josh Lloyd	Other (Def)