


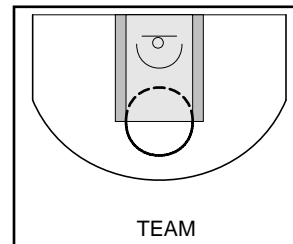
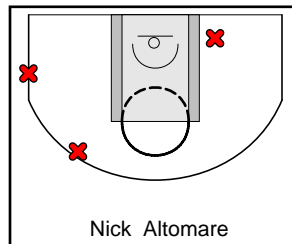
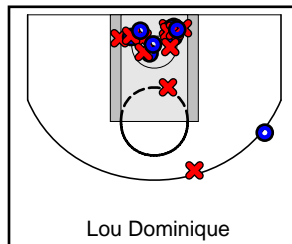
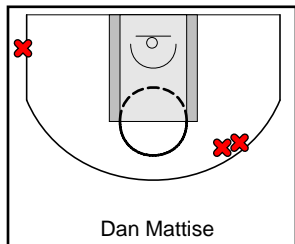
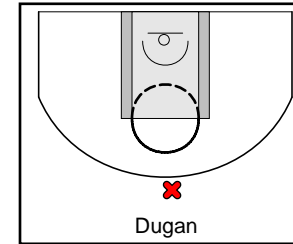
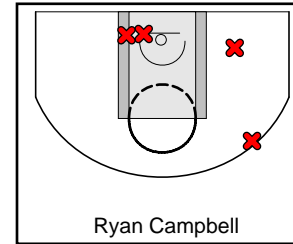
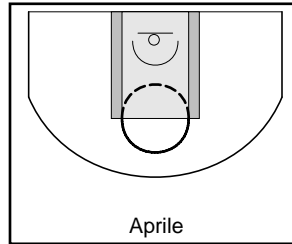
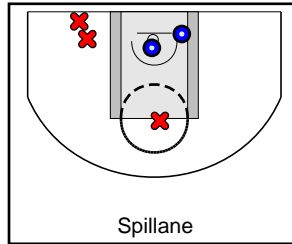
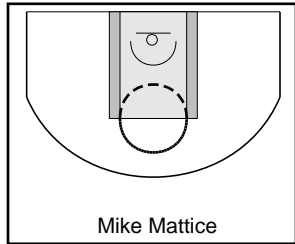
Orange B

6/4/18 Orange B at Maroon (B)

| | 1 | OT1 | T |
|------------|----|-----|----|
| Orange B | 26 | 31 | 57 |
| Maroon (B) | 35 | 21 | 56 |



| # | Name | G | MIN | FGM | FGA | FG% | 2PM | 2PA | 2P% | 3PM | 3PA | 3P% | FTM | FTA | FT% | OREB | DREB | REB | AST | STL | BLK | DEF | TO | PF | CHG | PM | PTS |
|----|----------------|----------|----------|-----------|-----------|-------------|-----------|-----------|-------------|----------|-----------|-------------|-----------|-----------|--------------|-----------|-----------|-----------|----------|----------|----------|----------|-----------|----------|----------|----------|-----------|
| 3 | Mike Mattice | 0 | 0 | 0 | 0 | .000 | 0 | 0 | .000 | 0 | 0 | .000 | 0 | 0 | .000 | 0 | 0 | 0 | 0 | 0 | 0 | 0 | 0 | 0 | 0 | 0 | 0 |
| 4 | Spillane | 1 | 0 | 2 | 5 | .400 | 2 | 5 | .400 | 0 | 0 | .000 | 0 | 0 | .000 | 2 | 0 | 2 | 2 | 1 | 0 | 1 | 1 | 0 | 0 | 2 | 4 |
| 5 | Aprile | 0 | 0 | 0 | 0 | .000 | 0 | 0 | .000 | 0 | 0 | .000 | 0 | 0 | .000 | 0 | 0 | 0 | 0 | 0 | 0 | 0 | 0 | 0 | 0 | 0 | |
| 10 | Alec Stavetski | 1 | 0 | 10 | 23 | .435 | 7 | 12 | .583 | 3 | 11 | .273 | 7 | 7 | 1.000 | 4 | 8 | 12 | 1 | 1 | 0 | 0 | 3 | 3 | 0 | 1 | 30 |
| 11 | Ryan Campbell | 1 | 0 | 0 | 4 | .000 | 0 | 3 | .000 | 0 | 1 | .000 | 0 | 0 | .000 | 0 | 3 | 3 | 1 | 0 | 0 | 0 | 2 | 1 | 0 | -7 | 0 |
| 12 | Dugan | 1 | 0 | 0 | 1 | .000 | 0 | 0 | .000 | 0 | 1 | .000 | 0 | 0 | .000 | 0 | 1 | 1 | 1 | 0 | 0 | 0 | 0 | 1 | 0 | 3 | 0 |
| 13 | Dan Mattise | 1 | 0 | 0 | 3 | .000 | 0 | 0 | .000 | 0 | 3 | .000 | 0 | 0 | .000 | 0 | 3 | 3 | 0 | 0 | 0 | 0 | 0 | 0 | 0 | 2 | 0 |
| 14 | Lou Dominique | 1 | 0 | 9 | 20 | .450 | 8 | 18 | .444 | 1 | 2 | .500 | 4 | 4 | 1.000 | 9 | 10 | 19 | 3 | 1 | 0 | 1 | 4 | 0 | 0 | 1 | 23 |
| 22 | Nick Altomare | 1 | 0 | 0 | 3 | .000 | 0 | 1 | .000 | 0 | 2 | .000 | 0 | 0 | .000 | 0 | 2 | 2 | 1 | 1 | 0 | 0 | 1 | 1 | 0 | 3 | 0 |
| | TEAM | 0 | 0 | 0 | 0 | .000 | 0 | 0 | .000 | 0 | 0 | .000 | 0 | 0 | .000 | 0 | 0 | 0 | 0 | 0 | 0 | 0 | 0 | 0 | 0 | 0 | |
| | TOTALS | 1 | 0 | 21 | 59 | .356 | 17 | 39 | .436 | 4 | 20 | .200 | 11 | 11 | 1.000 | 15 | 27 | 42 | 9 | 4 | 0 | 2 | 11 | 6 | 0 | 1 | 57 |



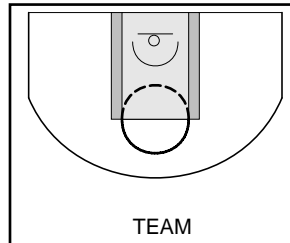
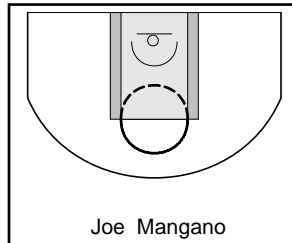
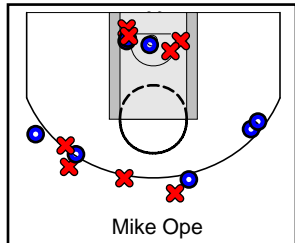

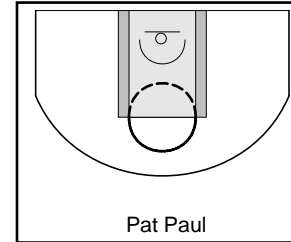

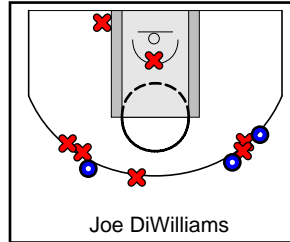
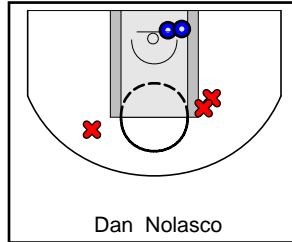
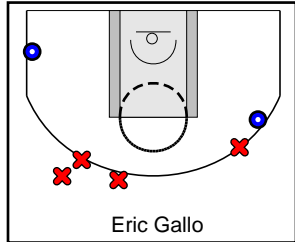
Maroon (B)

6/4/18 Orange B at Maroon (B)

| | 1 | OT1 | T |
|------------|----|-----|----|
| Orange B | 26 | 31 | 57 |
| Maroon (B) | 35 | 21 | 56 |



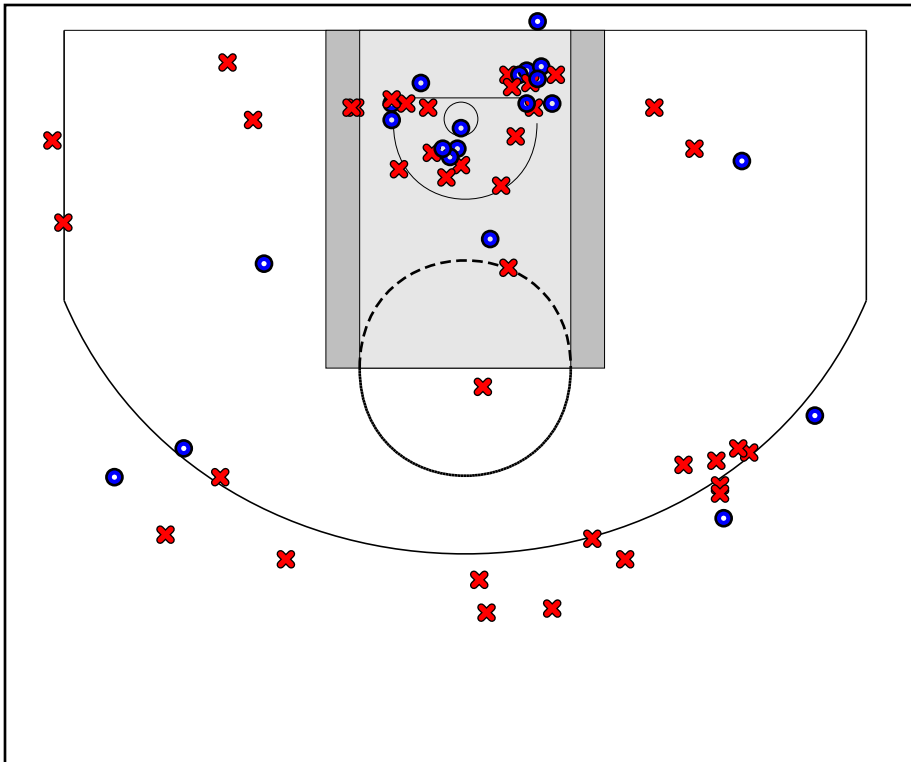
| # | Name | G | MIN | FGM | FGA | FG% | 2PM | 2PA | 2P% | 3PM | 3PA | 3P% | FTM | FTA | FT% | OREB | DREB | REB | AST | STL | BLK | DEF | TO | PF | CHG | PM | PTS |
|----|-----------------|----------|----------|-----------|-----------|-------------|-----------|-----------|-------------|-----------|-----------|-------------|----------|----------|-------------|-----------|-----------|-----------|-----------|----------|----------|----------|----------|----------|----------|-----------|-----------|
| 3 | Eric Gallo | 1 | 0 | 2 | 7 | .286 | 0 | 0 | .000 | 2 | 7 | .286 | 0 | 0 | .000 | 0 | 1 | 1 | 2 | 1 | 0 | 1 | 0 | 0 | 0 | -1 | 6 |
| 4 | Dan Nolasco | 1 | 0 | 2 | 5 | .400 | 2 | 5 | .400 | 0 | 0 | .000 | 0 | 0 | .000 | 0 | 0 | 0 | 4 | 0 | 0 | 1 | 1 | 0 | 0 | -12 | 4 |
| 5 | Joe DiWilliams | 1 | 0 | 3 | 10 | .300 | 0 | 2 | .000 | 3 | 8 | .375 | 0 | 0 | .000 | 2 | 3 | 5 | 4 | 1 | 2 | 0 | 3 | 4 | 0 | 5 | 9 |
| 10 | Phil DiWilliams | 1 | 0 | 3 | 6 | .500 | 3 | 6 | .500 | 0 | 0 | .000 | 0 | 0 | .000 | 3 | 1 | 4 | 1 | 2 | 1 | 0 | 1 | 1 | 0 | 5 | 6 |
| 11 | Pat Paul | 0 | 0 | 0 | 0 | .000 | 0 | 0 | .000 | 0 | 0 | .000 | 0 | 0 | .000 | 0 | 0 | 0 | 0 | 0 | 0 | 0 | 0 | 0 | 0 | 0 | 0 |
| 12 | Greg Tompson | 1 | 0 | 3 | 14 | .214 | 3 | 12 | .250 | 0 | 2 | .000 | 4 | 5 | .800 | 3 | 6 | 9 | 1 | 0 | 0 | 0 | 2 | 3 | 0 | -1 | 10 |
| 13 | Mike Ope | 1 | 0 | 8 | 16 | .500 | 3 | 7 | .429 | 5 | 9 | .556 | 0 | 0 | .000 | 2 | 9 | 11 | 1 | 2 | 1 | 1 | 1 | 1 | 0 | -1 | 21 |
| 14 | Joe Mangano | 0 | 0 | 0 | 0 | .000 | 0 | 0 | .000 | 0 | 0 | .000 | 0 | 0 | .000 | 0 | 0 | 0 | 0 | 0 | 0 | 0 | 0 | 0 | 0 | 0 | 0 |
| | TEAM | 1 | 0 | 0 | 0 | .000 | 0 | 0 | .000 | 0 | 0 | .000 | 0 | 0 | .000 | 0 | 2 | 2 | 0 | 0 | 0 | 0 | 0 | 0 | 0 | 0 | 0 |
| | TOTALS | 1 | 0 | 21 | 58 | .362 | 11 | 32 | .344 | 10 | 26 | .385 | 4 | 5 | .800 | 10 | 22 | 32 | 13 | 6 | 4 | 3 | 8 | 9 | 0 | -1 | 56 |



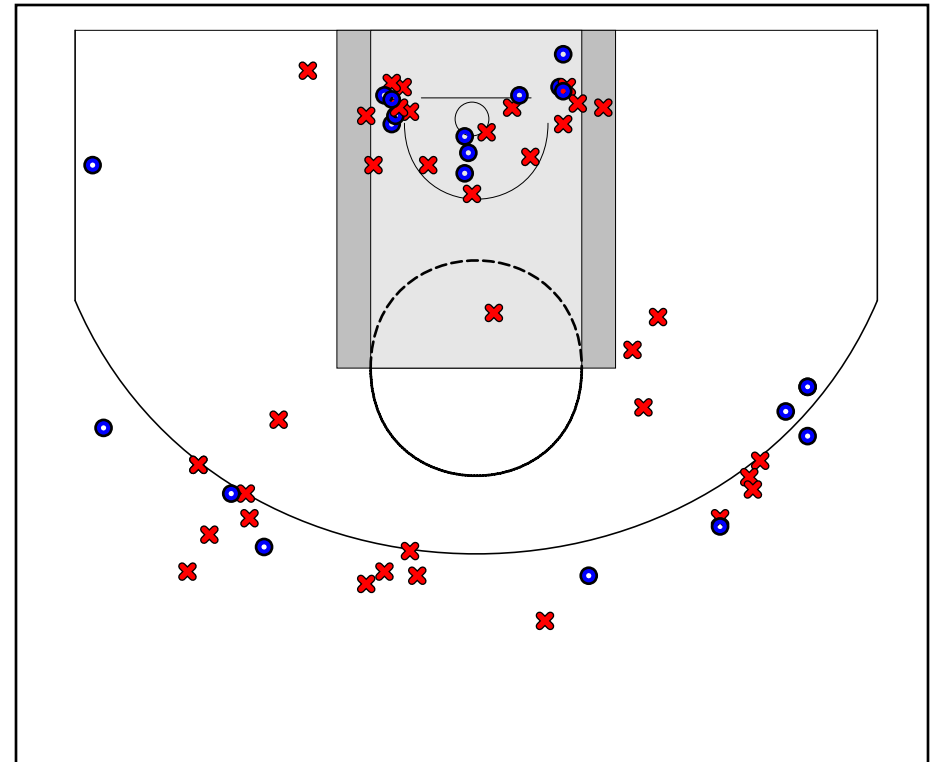
Game Summary Comparison

| Statistic | Orange B | Maroon (B) |
|--------------------|----------|------------|
| Points | 57 | 56 |
| <i>Field Goals</i> | 21 / 59 | 21 / 58 |
| <i>2 Point</i> | 17 / 39 | 11 / 32 |
| <i>3 Point</i> | 4 / 20 | 10 / 26 |
| <i>Free Throws</i> | 11 / 11 | 4 / 5 |
| Assists | 9 | 13 |
| Rebounds | 42 | 32 |
| <i>Offensive</i> | 15 | 10 |
| <i>Defensive</i> | 27 | 22 |
| Blocks | 0 | 4 |
| Steals | 4 | 6 |
| Deflections | 2 | 3 |
| Turnovers | 11 | 8 |
| Charges Taken | 0 | 0 |
| Personal Fouls | 6 | 9 |

Orange B



Maroon (B)



Orange B Turnovers

| Period | Clock | Player | Turnover Type |
|------------|-------|--------------------|---------------|
| 1st Period | 0:00 | #4 Spillane | Other |
| 1st Period | 0:00 | #10 Alec Stavetski | Other |
| 1st Period | 0:00 | #11 Ryan Campbell | Other |
| 1st Period | 0:00 | #14 Lou Dominique | Other |
| 1st Period | 0:00 | #22 Nick Altomare | Other |
| 1st Period | 0:00 | #14 Lou Dominique | Other |
| 2nd Period | 0:00 | #11 Ryan Campbell | Other |
| 2nd Period | 0:00 | #10 Alec Stavetski | Other |
| 2nd Period | 0:00 | #14 Lou Dominique | Other |
| 2nd Period | 0:00 | #14 Lou Dominique | Other |

Orange B Fouls

| Period | Clock | Player | Foul |
|------------|-------|--------------------|-------------|
| 1st Period | 0:00 | #10 Alec Stavetski | Other (Off) |
| 2nd Period | 0:00 | #10 Alec Stavetski | Other (Def) |
| 2nd Period | 0:00 | #22 Nick Altomare | Other (Def) |
| 2nd Period | 0:00 | #11 Ryan Campbell | Other (Def) |
| 2nd Period | 0:00 | #12 Dugan | Other (Def) |
| 2nd Period | 0:00 | #10 Alec Stavetski | Other (Def) |

Maroon (B) Turnovers

| Period | Clock | Player | Turnover Type |
|------------|-------|---------------------|---------------|
| 1st Period | 0:00 | #13 Mike Ope | Other |
| 1st Period | 0:00 | #12 Greg Tompson | Other |
| 1st Period | 0:00 | #4 Dan Nolasco | Other |
| 1st Period | 0:00 | #5 Joe DiWilliams | Other |
| 2nd Period | 0:00 | #5 Joe DiWilliams | Other |
| 2nd Period | 0:00 | #10 Phil DiWilliams | Other |
| 2nd Period | 0:00 | #5 Joe DiWilliams | Other |

Maroon (B) Fouls

| Period | Clock | Player | Foul |
|------------|-------|---------------------|-------------|
| 1st Period | 0:00 | #10 Phil DiWilliams | Other (Def) |
| 1st Period | 0:00 | #12 Greg Tompson | Other (Def) |
| 2nd Period | 0:00 | #13 Mike Ope | Other (Def) |
| 2nd Period | 0:00 | #5 Joe DiWilliams | Other (Def) |
| 2nd Period | 0:00 | #5 Joe DiWilliams | Other (Def) |
| 2nd Period | 0:00 | #12 Greg Tompson | Other (Def) |
| 2nd Period | 0:00 | #5 Joe DiWilliams | Other (Def) |
| 2nd Period | 0:00 | #12 Greg Tompson | Other (Off) |
| 2nd Period | 0:00 | #5 Joe DiWilliams | Other (Def) |