

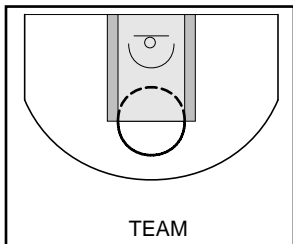
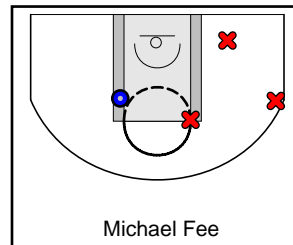
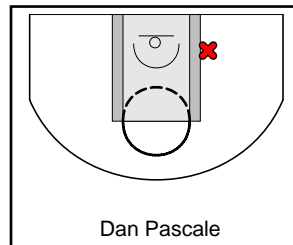
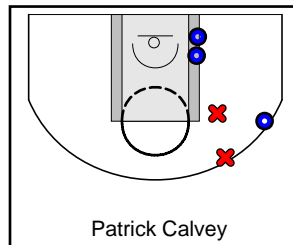
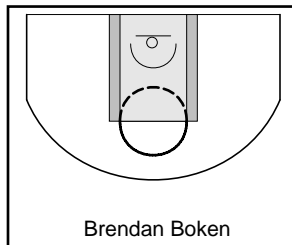
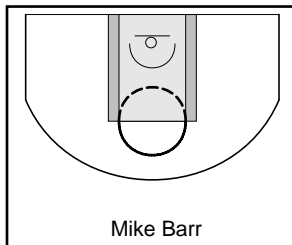
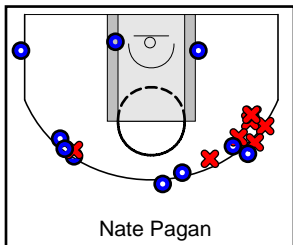
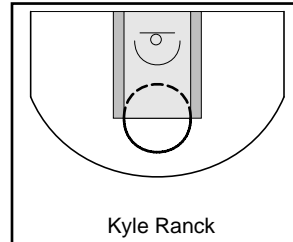
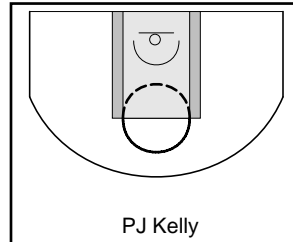
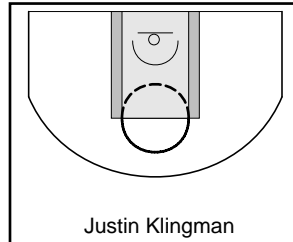
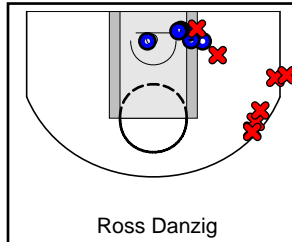
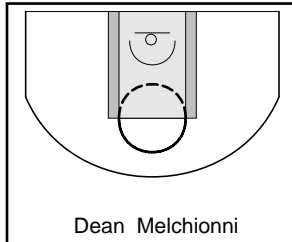
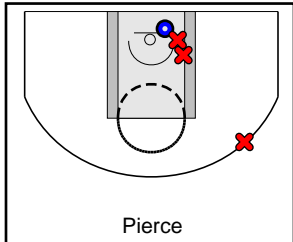
# Danzig ORANGE

6/29/17 Danzig ORANGE at Sidebotham GREEN

	1	OT1	T
Danzig ORANGE	0	60	60
Sidebotham	0	40	40



#	Name	G	MIN	FGM	FGA	FG%	2PM	2PA	2P%	3PM	3PA	3P%	FTM	FTA	FT%	OREB	DREB	REB	AST	STL	BLK	DEF	TO	PF	CHG	PM	PTS
0	Pierce	1	0	1	4	.250	1	3	.333	0	1	.000	1	3	.333	1	1	2	2	1	0	0	2	2	0	16	3
0	Dean Melchionni	0	0	0	0	.000	0	0	.000	0	0	.000	0	0	.000	0	0	0	0	0	0	0	0	0	0	0	0
3	Ross Danzig	1	0	6	14	.429	6	9	.667	0	5	.000	6	6	1.000	1	5	6	8	1	2	2	1	1	0	18	18
4	Justin Klingman	0	0	0	0	.000	0	0	.000	0	0	.000	0	0	.000	0	0	0	0	0	0	0	0	0	0	0	0
5	PJ Kelly	0	0	0	0	.000	0	0	.000	0	0	.000	0	0	.000	0	0	0	0	0	0	0	0	0	0	0	0
10	Kyle Ranck	0	0	0	0	.000	0	0	.000	0	0	.000	0	0	.000	0	0	0	0	0	0	0	0	0	0	0	0
11	Nate Pagan	1	0	10	18	.556	2	2	1.000	8	16	.500	0	0	.000	0	3	3	0	0	3	1	2	0	0	19	28
12	Mike Barr	1	0	0	0	.000	0	0	.000	0	0	.000	0	0	.000	0	0	0	0	0	0	0	0	0	0	0	0
13	Brendan Boken	0	0	0	0	.000	0	0	.000	0	0	.000	0	0	.000	0	0	0	0	0	0	0	0	0	0	0	0
15	Patrick Calvey	1	0	3	5	.600	2	4	.500	1	1	1.000	0	0	.000	1	5	6	1	0	0	0	1	2	0	13	7
20	Dan Pascale	1	0	0	1	.000	0	1	.000	0	0	.000	0	0	.000	0	1	1	1	0	0	0	0	0	0	14	0
21	Michael Fee	1	0	1	4	.250	1	3	.333	0	1	.000	2	2	1.000	0	3	3	1	0	0	1	0	0	0	19	4
	TEAM	1	0	0	0	.000	0	0	.000	0	0	.000	0	0	.000	1	2	3	0	0	0	0	0	0	0	0	0
	<b>TOTALS</b>	<b>1</b>	<b>0</b>	<b>21</b>	<b>46</b>	<b>.457</b>	<b>12</b>	<b>22</b>	<b>.545</b>	<b>9</b>	<b>24</b>	<b>.375</b>	<b>9</b>	<b>11</b>	<b>.818</b>	<b>4</b>	<b>20</b>	<b>24</b>	<b>13</b>	<b>2</b>	<b>5</b>	<b>4</b>	<b>6</b>	<b>5</b>	<b>0</b>	<b>20</b>	<b>60</b>



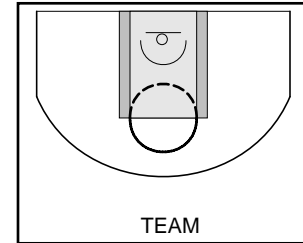
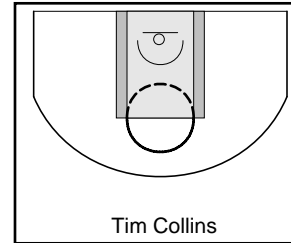
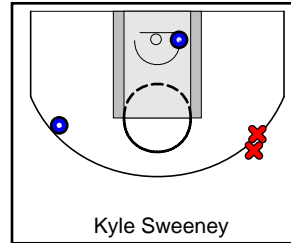
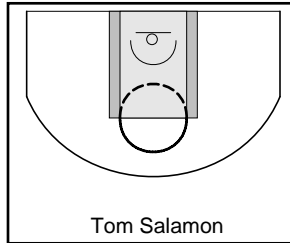
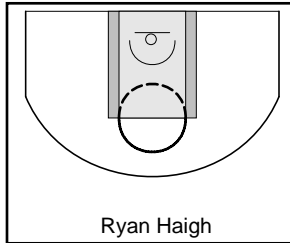
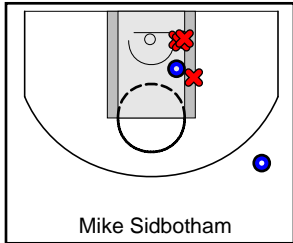
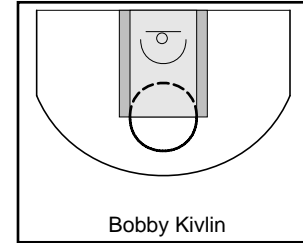
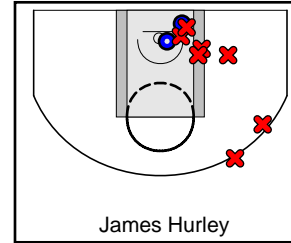
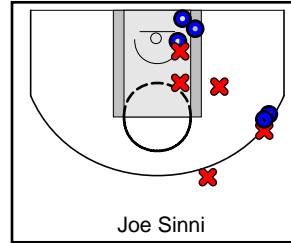
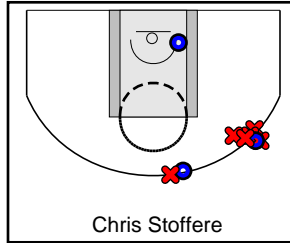
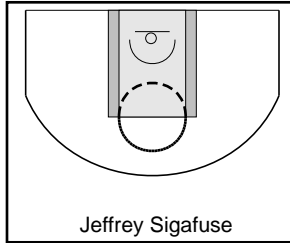
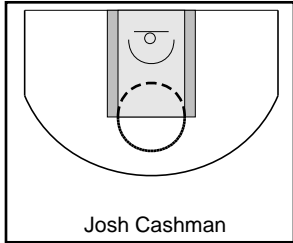
# Sidebotham GREEN

6/29/17 Danzig ORANGE at Sidebotham GREEN

	1	OT1	T
Danzig ORANGE	0	60	60
Sidebotham	0	40	40



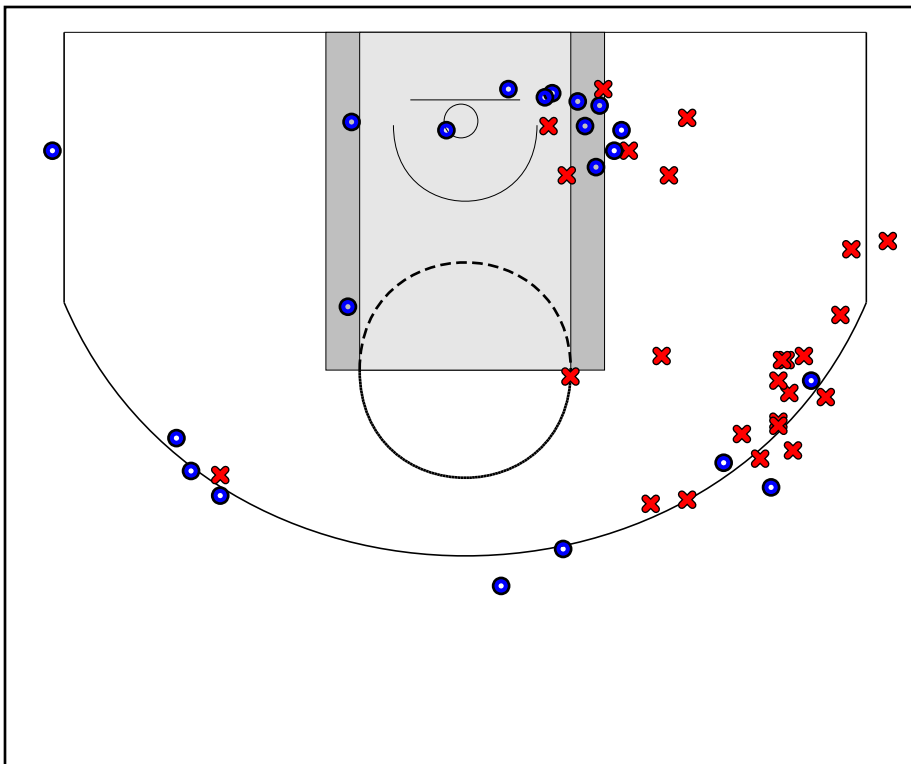
#	Name	G	MIN	FGM	FGA	FG%	2PM	2PA	2P%	3PM	3PA	3P%	FTM	FTA	FT%	OREB	DREB	REB	AST	STL	BLK	DEF	TO	PF	CHG	PM	PTS
0	Josh Cashman	0	0	0	0	.000	0	0	.000	0	0	.000	0	0	.000	0	0	0	0	0	0	0	0	0	0	0	0
0	Jeffrey Sigafuse	0	0	0	0	.000	0	0	.000	0	0	.000	0	0	.000	0	0	0	0	0	0	0	0	0	0	0	0
3	Chris Stoffere	1	0	3	9	.333	1	1	1.000	2	8	.250	0	0	.000	0	2	2	5	1	0	0	2	2	0	-19	8
4	Joe Sinni	1	0	5	10	.500	3	6	.500	2	4	.500	1	2	.500	3	5	8	1	1	0	1	2	1	0	-19	13
5	James Hurley	1	0	2	9	.222	2	7	.286	0	2	.000	0	0	.000	1	3	4	0	0	0	0	2	0	0	-21	4
10	Bobby Kivlin	0	0	0	0	.000	0	0	.000	0	0	.000	0	0	.000	0	0	0	0	0	0	0	0	0	0	0	0
12	Mike Sidbotham	1	0	2	6	.333	1	5	.200	1	1	1.000	5	6	.833	0	4	4	1	2	0	0	2	1	0	-19	10
14	Ryan Haigh	0	0	0	0	.000	0	0	.000	0	0	.000	0	0	.000	0	0	0	0	0	0	0	0	0	0	0	0
15	Tom Salamon	0	0	0	0	.000	0	0	.000	0	0	.000	0	0	.000	0	0	0	0	0	0	0	0	0	0	0	0
20	Kyle Sweeney	1	0	2	4	.500	1	1	1.000	1	3	.333	0	0	.000	1	5	6	1	0	0	0	1	2	0	-19	5
21	Tim Collins	1	0	0	0	.000	0	0	.000	0	0	.000	0	0	.000	0	1	1	0	0	0	0	0	0	0	0	0
	TEAM	1	0	0	0	.000	0	0	.000	0	0	.000	0	0	.000	1	2	3	0	0	0	0	0	1	0	0	0
	<b>TOTALS</b>	<b>1</b>	<b>0</b>	<b>14</b>	<b>38</b>	<b>.368</b>	<b>8</b>	<b>20</b>	<b>.400</b>	<b>6</b>	<b>18</b>	<b>.333</b>	<b>6</b>	<b>8</b>	<b>.750</b>	<b>6</b>	<b>22</b>	<b>28</b>	<b>8</b>	<b>4</b>	<b>0</b>	<b>1</b>	<b>9</b>	<b>7</b>	<b>0</b>	<b>-20</b>	<b>40</b>



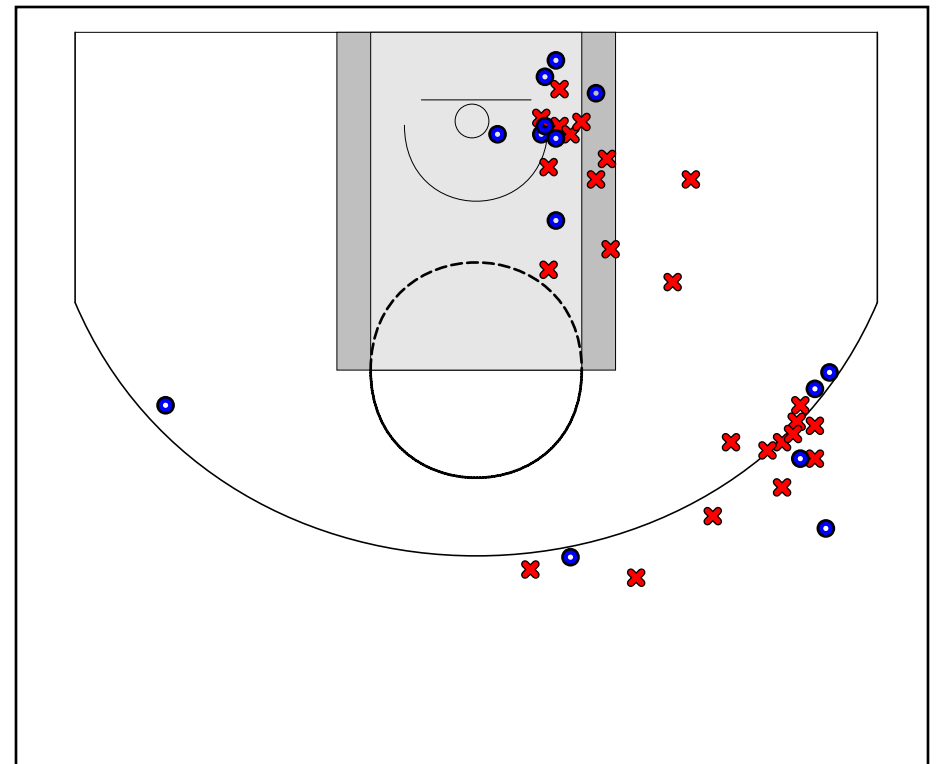
## Game Summary Comparison

Statistic	Danzig ORANGE	Sidebotham GREEN
Points	60	40
<i>Field Goals</i>	21 / 46	14 / 38
2 Point	12 / 22	8 / 20
3 Point	9 / 24	6 / 18
<i>Free Throws</i>	9 / 11	6 / 8
Assists	13	8
Rebounds	24	28
Offensive	4	6
Defensive	20	22
Blocks	5	0
Steals	2	4
Deflections	4	1
Turnovers	6	9
Charges Taken	0	0
Personal Fouls	5	7

Danzig ORANGE



Sidebotham GREEN



### Danzig ORANGE Turnovers

Period	Clock	Player	Turnover Type
2nd Period	0:00	#11 Nate Pagan	Other
2nd Period	0:00	#0 Pierce	Other
2nd Period	0:00	#0 Pierce	Other
2nd Period	0:00	#3 Ross Danzig	Other
2nd Period	0:00	#11 Nate Pagan	Other
2nd Period	0:00	#15 Patrick Calvey	Other

### Danzig ORANGE Fouls

Period	Clock	Player	Foul
2nd Period	0:00	#15 Patrick Calvey	Other (Def)
2nd Period	0:00	#0 Pierce	Other (Def)
2nd Period	0:00	#0 Pierce	Other (Def)
2nd Period	0:00	#15 Patrick Calvey	Other (Def)
2nd Period	0:00	#3 Ross Danzig	Other (Def)

### Sidebotham GREEN Turnovers

Period	Clock	Player	Turnover Type
2nd Period	0:00	#4 Joe Sinni	Other
2nd Period	0:00	#3 Chris Stoffere	Other
2nd Period	0:00	#12 Mike Sidbotham	Other
2nd Period	0:00	#20 Kyle Sweeney	Other
2nd Period	0:00	#4 Joe Sinni	Other
2nd Period	0:00	#5 James Hurley	Other
2nd Period	0:00	#3 Chris Stoffere	Other
2nd Period	0:00	#12 Mike Sidbotham	Other
2nd Period	0:00	#5 James Hurley	Other

### Sidebotham GREEN Fouls

Period	Clock	Player	Foul
2nd Period	0:00	#20 Kyle Sweeney	Other (Def)
2nd Period	0:00	#4 Joe Sinni	Other (Def)
2nd Period	0:00	#12 Mike Sidbotham	Other (Def)
2nd Period	0:00	The team	Other (Def)
2nd Period	0:00	#3 Chris Stoffere	Other (Def)
2nd Period	0:00	#20 Kyle Sweeney	Other (Def)
2nd Period	0:00	#3 Chris Stoffere	Other (Def)