

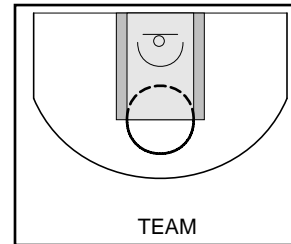
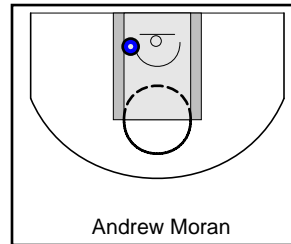
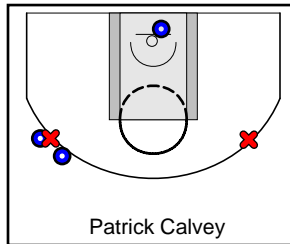
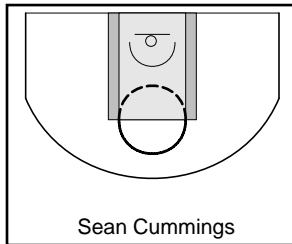

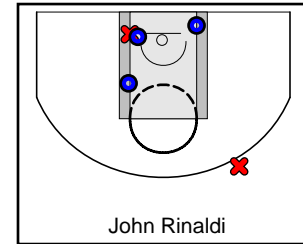
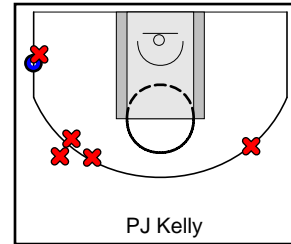
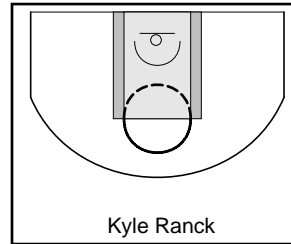
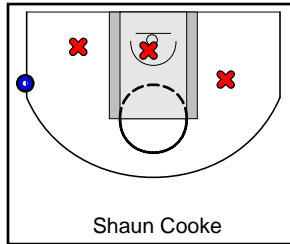
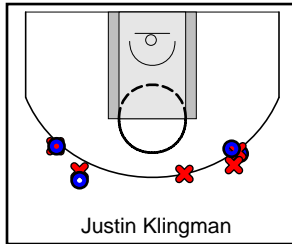
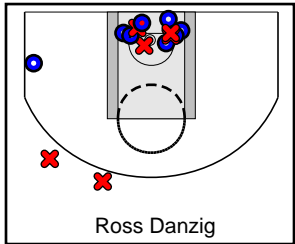
# Orange

6/28/18 Orange at Purple

	1	OT1	T
Orange	34	39	73
Purple	34	41	75



#	Name	G	MIN	FGM	FGA	FG%	2PM	2PA	2P%	3PM	3PA	3P%	FTM	FTA	FT%	OREB	DREB	REB	AST	STL	BLK	DEF	TO	PF	CHG	PM	PTS
3	Ross Danzig	1	0	8	14	.571	7	11	.636	1	3	.333	4	4	1.000	2	4	6	2	1	0	0	1	2	0	12	21
4	Justin Klingman	1	0	4	10	.400	0	0	.000	4	10	.400	0	0	.000	0	0	0	2	0	0	1	0	1	0	-1	12
5	Shaun Cooke	1	0	1	4	.250	0	3	.000	1	1	1.000	0	0	.000	0	2	2	1	0	0	0	0	3	0	0	3
10	Kyle Ranck	1	0	0	0	.000	0	0	.000	0	0	.000	0	0	.000	0	0	0	0	0	0	0	0	0	0	0	0
11	PJ Kelly	1	0	1	6	.167	0	0	.000	1	6	.167	0	0	.000	0	3	3	2	0	0	0	1	0	0	-2	3
12	John Rinaldi	1	0	3	5	.600	3	4	.750	0	1	.000	3	3	1.000	1	3	4	0	0	1	1	2	3	0	1	9
13	Brendan Boken	1	0	6	14	.429	6	13	.462	0	1	.000	3	3	1.000	3	4	7	1	0	1	0	0	1	0	-1	15
14	Sean Cummings	0	0	0	0	.000	0	0	.000	0	0	.000	0	0	.000	0	0	0	0	0	0	0	0	0	0	0	0
15	Patrick Calvey	1	0	3	5	.600	1	1	1.000	2	4	.500	0	0	.000	0	3	3	0	0	0	1	2	4	0	-10	8
20	Andrew Moran	1	0	1	1	1.000	1	1	1.000	0	0	.000	0	0	.000	0	2	2	0	0	0	0	2	2	0	-4	2
	TEAM	1	0	0	0	.000	0	0	.000	0	0	.000	0	0	.000	1	4	5	0	0	0	0	0	0	0	0	0
	<b>TOTALS</b>	<b>1</b>	<b>0</b>	<b>27</b>	<b>59</b>	<b>.458</b>	<b>18</b>	<b>33</b>	<b>.545</b>	<b>9</b>	<b>26</b>	<b>.346</b>	<b>10</b>	<b>10</b>	<b>1.000</b>	<b>7</b>	<b>25</b>	<b>32</b>	<b>8</b>	<b>1</b>	<b>2</b>	<b>3</b>	<b>8</b>	<b>16</b>	<b>0</b>	<b>-2</b>	<b>73</b>



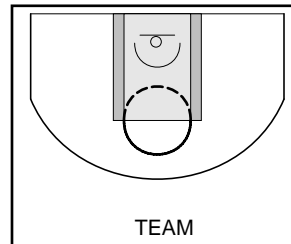

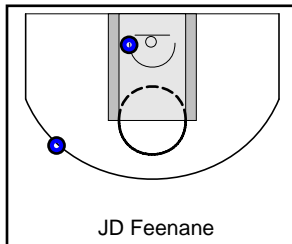
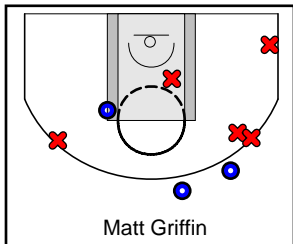

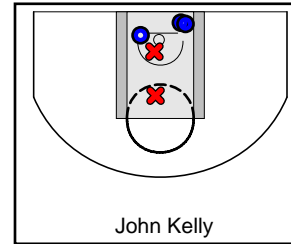
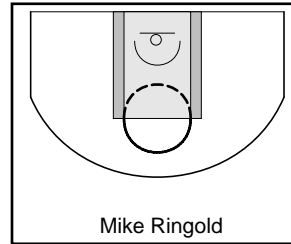
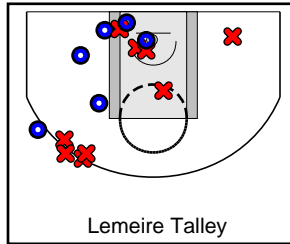
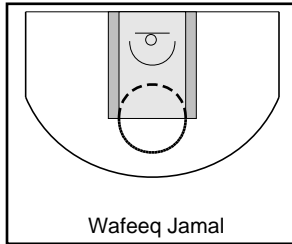
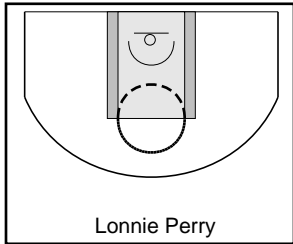
# Purple

6/28/18 Orange at Purple

	1	OT1	T
Orange	34	39	73
Purple	34	41	75



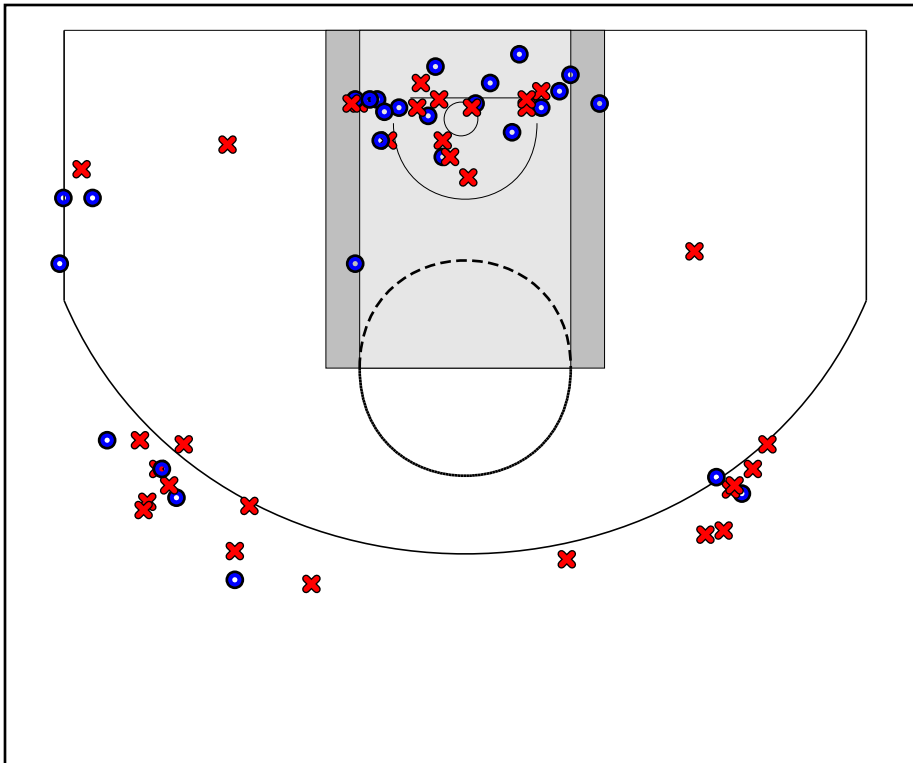
#	Name	G	MIN	FGM	FGA	FG%	2PM	2PA	2P%	3PM	3PA	3P%	FTM	FTA	FT%	OREB	DREB	REB	AST	STL	BLK	DEF	TO	PF	CHG	PM	PTS
0	Lonnie Perry	0	0	0	0	.000	0	0	.000	0	0	.000	0	0	.000	0	0	0	0	0	0	0	0	0	0	0	0
0	Wafeeq Jamal	0	0	0	0	.000	0	0	.000	0	0	.000	0	0	.000	0	0	0	0	0	0	0	0	0	0	0	0
1	Lemeire Talley	1	0	6	15	.400	5	10	.500	1	5	.200	0	0	.000	2	6	8	1	0	0	0	0	0	0	1	13
4	Mike Ringold	1	0	0	0	.000	0	0	.000	0	0	.000	0	0	.000	0	0	0	0	0	0	0	0	0	0	0	0
10	John Kelly	1	0	3	5	.600	3	5	.600	0	0	.000	0	0	.000	3	0	3	0	0	1	0	1	4	0	-4	6
10	Dakuan Davis	1	0	8	17	.471	6	13	.462	2	4	.500	11	14	.786	1	7	8	2	2	1	0	2	0	0	1	29
11	Matt Griffin	1	0	3	8	.375	1	2	.500	2	6	.333	2	2	1.000	0	4	4	3	2	0	2	1	1	0	-1	10
12	JD Feenane	1	0	2	2	1.000	0	0	.000	2	2	1.000	0	0	.000	1	1	2	1	1	0	0	0	1	0	9	6
15	James Morene	1	0	5	10	.500	4	8	.500	1	2	.500	0	2	.000	1	3	4	1	0	0	0	0	3	0	-1	11
	TEAM	1	0	0	0	.000	0	0	.000	0	0	.000	0	0	.000	0	3	3	0	0	0	0	0	0	0	0	0
	<b>TOTALS</b>	<b>1</b>	<b>0</b>	<b>27</b>	<b>57</b>	<b>.474</b>	<b>19</b>	<b>38</b>	<b>.500</b>	<b>8</b>	<b>19</b>	<b>.421</b>	<b>13</b>	<b>18</b>	<b>.722</b>	<b>8</b>	<b>24</b>	<b>32</b>	<b>8</b>	<b>5</b>	<b>2</b>	<b>2</b>	<b>4</b>	<b>9</b>	<b>0</b>	<b>2</b>	<b>75</b>



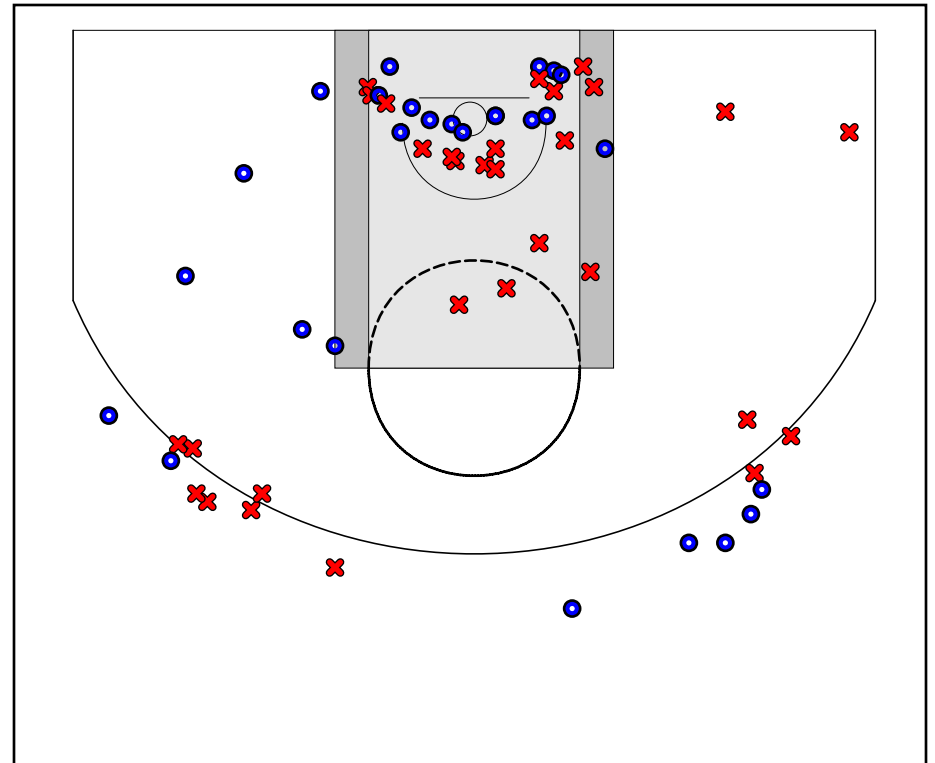
## Game Summary Comparison

Statistic	Orange	Purple
Points	73	75
<i>Field Goals</i>	27 / 59	27 / 57
<i>2 Point</i>	18 / 33	19 / 38
<i>3 Point</i>	9 / 26	8 / 19
<i>Free Throws</i>	10 / 10	13 / 18
Assists	8	8
Rebounds	32	32
<i>Offensive</i>	7	8
<i>Defensive</i>	25	24
Blocks	2	2
Steals	1	5
Deflections	3	2
Turnovers	8	4
Charges Taken	0	0
Personal Fouls	16	9

Orange



Purple



### Orange Turnovers

Period	Clock	Player	Turnover Type
1st Period	0:00	#12 John Rinaldi	Other
1st Period	0:00	#20 Andrew Moran	Other
1st Period	0:00	#12 John Rinaldi	Other
1st Period	0:00	#11 PJ Kelly	Other
1st Period	0:00	#3 Ross Danzig	Other
1st Period	0:00	#15 Patrick Calvey	Other
1st Period	0:00	#15 Patrick Calvey	Other
2nd Period	0:00	#20 Andrew Moran	Other

### Orange Fouls

Period	Clock	Player	Foul
1st Period	0:00	#20 Andrew Moran	Other (Def)
1st Period	0:00	#5 Shaun Cooke	Other (Def)
1st Period	0:00	#12 John Rinaldi	Other (Def)
1st Period	0:00	#3 Ross Danzig	Other (Def)
2nd Period	0:00	#5 Shaun Cooke	Other (Def)
2nd Period	0:00	#15 Patrick Calvey	Other (Def)
2nd Period	0:00	#13 Brendan Boken	Other (Def)
2nd Period	0:00	#20 Andrew Moran	Other (Def)
2nd Period	0:00	#4 Justin Klingman	Other (Def)
2nd Period	0:00	#15 Patrick Calvey	Other (Def)
2nd Period	0:00	#12 John Rinaldi	Other (Def)
2nd Period	0:00	#12 John Rinaldi	Other (Def)
2nd Period	0:00	#3 Ross Danzig	Other (Def)
2nd Period	0:00	#15 Patrick Calvey	Other (Def)
2nd Period	0:00	#5 Shaun Cooke	Other (Def)
2nd Period	0:00	#15 Patrick Calvey	Other (Def)

### Purple Turnovers

Period	Clock	Player	Turnover Type
1st Period	0:00	#10 John Kelly	Other
1st Period	0:00	#10 Dakuan Davis	Other
2nd Period	0:00	#11 Matt Griffin	Other
2nd Period	0:00	#10 Dakuan Davis	Other

### Purple Fouls

Period	Clock	Player	Foul
1st Period	0:00	#10 John Kelly	Other (Def)
1st Period	0:00	#10 John Kelly	Other (Def)
2nd Period	0:00	#15 James Morene	Other (Def)
2nd Period	0:00	#10 John Kelly	Other (Def)
2nd Period	0:00	#10 John Kelly	Other (Def)
2nd Period	0:00	#15 James Morene	Other (Def)
2nd Period	0:00	#11 Matt Griffin	Other (Def)
2nd Period	0:00	#15 James Morene	Other (Def)
2nd Period	0:00	#12 JD Feenane	Other (Def)