


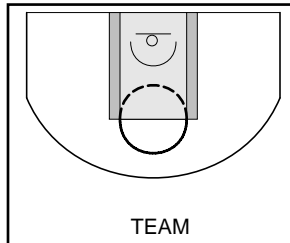
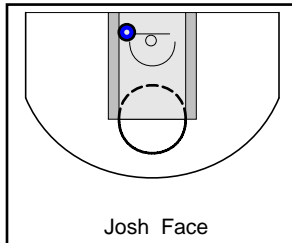
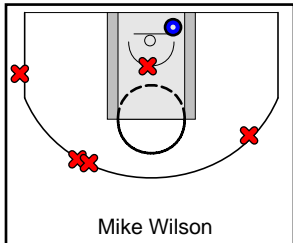
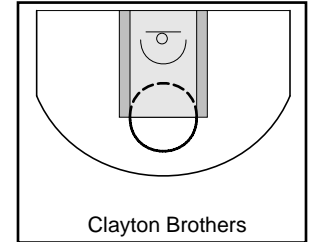
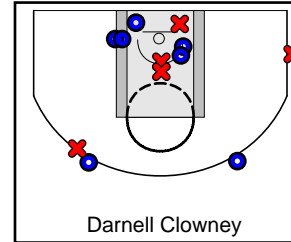
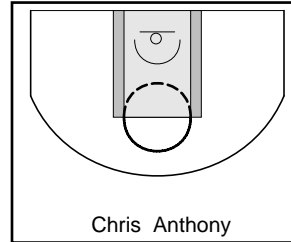
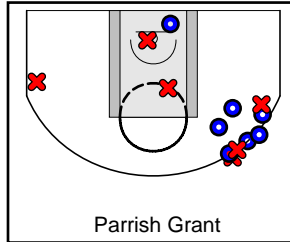
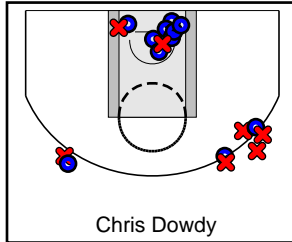
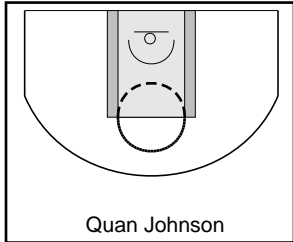
Black

6/28/18 Black at Baby Blue

	1	2	T
Black	48	25	73
Baby Blue	27	42	69




#	Name	G	MIN	FGM	FGA	FG%	2PM	2PA	2P%	3PM	3PA	3P%	FTM	FTA	FT%	OREB	DREB	REB	AST	STL	BLK	DEF	TO	PF	CHG	PM	PTS
0	Quan Johnson	0	0	0	0	.000	0	0	.000	0	0	.000	0	0	.000	0	0	0	0	0	0	0	0	0	0	0	0
3	Chris Dowdy	1	0	11	18	.611	8	10	.800	3	8	.375	1	2	.500	0	0	0	4	3	0	1	1	1	0	4	26
4	Parrish Grant	1	0	7	13	.538	3	5	.600	4	8	.500	3	4	.750	1	1	2	3	3	2	1	2	1	0	4	21
5	Chris Anthony	0	0	0	0	.000	0	0	.000	0	0	.000	0	0	.000	0	0	0	0	0	0	0	0	0	0	0	0
10	Darnell Clowney	1	0	7	12	.583	5	8	.625	2	4	.500	2	4	.500	2	6	8	3	1	0	0	1	2	0	4	18
13	Clayton Brothers	0	0	0	0	.000	0	0	.000	0	0	.000	0	0	.000	0	0	0	0	0	0	0	0	0	0	0	0
14	Mike Wilson	1	0	1	6	.167	1	2	.500	0	4	.000	2	3	.667	0	8	8	0	1	0	1	2	1	0	4	4
15	Josh Face	1	0	1	1	1.000	1	1	1.000	0	0	.000	0	0	.000	0	1	1	1	1	0	0	0	5	0	17	2
	TEAM	1	0	1	2	.500	1	1	1.000	0	1	.000	0	0	.000	0	4	4	0	0	0	0	1	3	0	0	2
	TOTALS	1	0	28	52	.538	19	27	.704	9	25	.360	8	13	.615	3	20	23	11	9	2	3	7	13	0	4	73



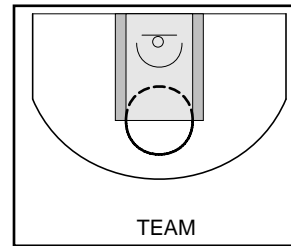
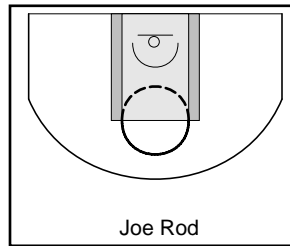
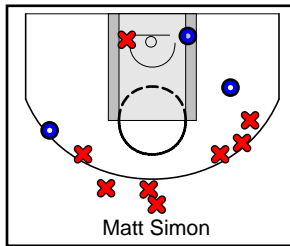
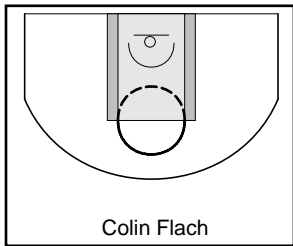
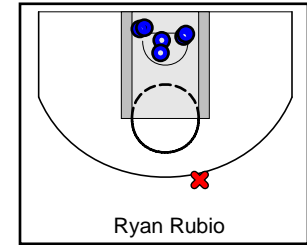
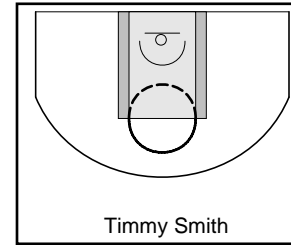

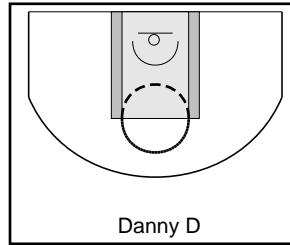
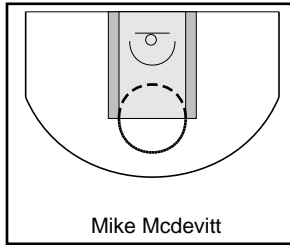
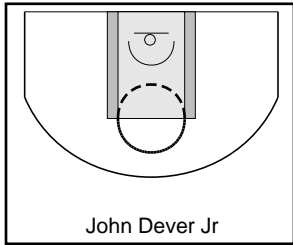
Baby Blue

6/28/18 Black at Baby Blue

	1	2	T
Black	48	25	73
Baby Blue	27	42	69



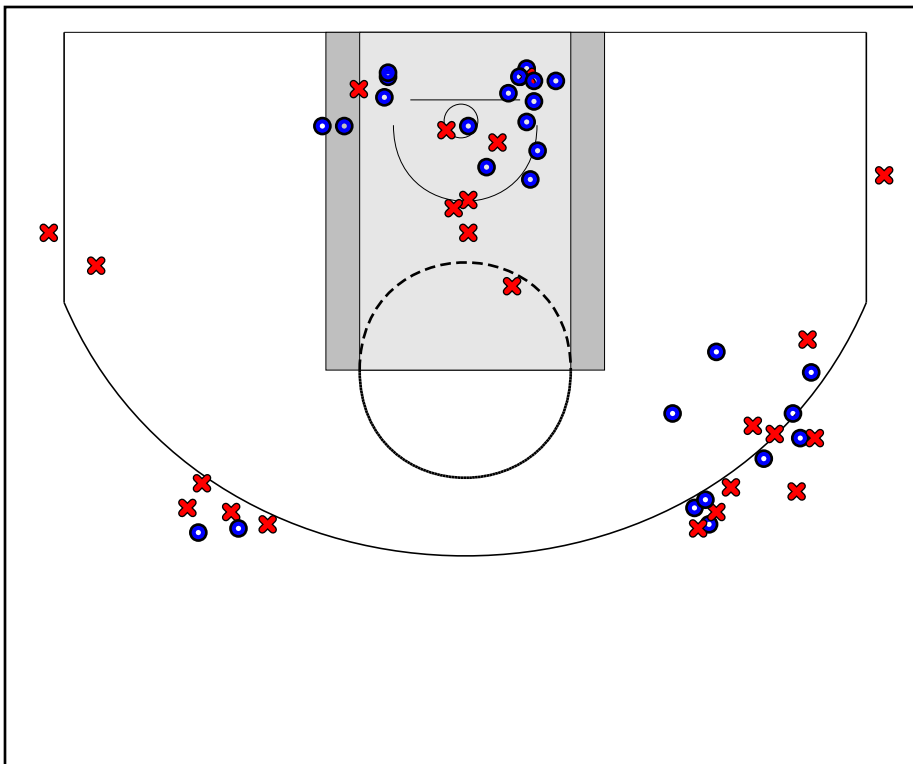
#	Name	G	MIN	FGM	FGA	FG%	2PM	2PA	2P%	3PM	3PA	3P%	FTM	FTA	FT%	OREB	DREB	REB	AST	STL	BLK	DEF	TO	PF	CHG	PM	PTS
0	John Dever Jr	0	0	0	0	.000	0	0	.000	0	0	.000	0	0	.000	0	0	0	0	0	0	0	0	0	0	0	0
0	Mike Mcdevitt	0	0	0	0	.000	0	0	.000	0	0	.000	0	0	.000	0	0	0	0	0	0	0	0	0	0	0	0
1	Danny D	0	0	0	0	.000	0	0	.000	0	0	.000	0	0	.000	0	0	0	0	0	0	0	0	0	0	0	0
3	Sean Simon	1	0	4	19	.211	3	10	.300	1	9	.111	2	4	.500	5	5	10	1	0	0	1	1	3	0	-4	11
4	Timmy Smith	0	0	0	0	.000	0	0	.000	0	0	.000	0	0	.000	0	0	0	0	0	0	0	0	0	0	0	0
5	Ryan Rubio	1	0	6	7	.857	6	6	1.000	0	1	.000	1	2	.500	5	3	8	3	1	0	1	2	4	0	-4	13
11	Colin Flach	0	0	0	0	.000	0	0	.000	0	0	.000	0	0	.000	0	0	0	0	0	0	0	0	0	0	0	0
15	Matt Simon	1	0	3	11	.273	2	3	.667	1	8	.125	0	0	.000	0	2	2	0	2	0	1	4	4	0	-4	7
22	Joe Rod	0	0	0	0	.000	0	0	.000	0	0	.000	0	0	.000	0	0	0	0	0	0	0	0	0	0	0	0
	TEAM	1	0	15	35	.429	10	20	.500	5	15	.333	3	5	.600	20	13	33	1	1	1	0	3	4	0	0	38
	TOTALS	1	0	28	72	.389	21	39	.538	7	33	.212	6	11	.545	30	23	53	5	4	1	3	10	15	0	-4	69



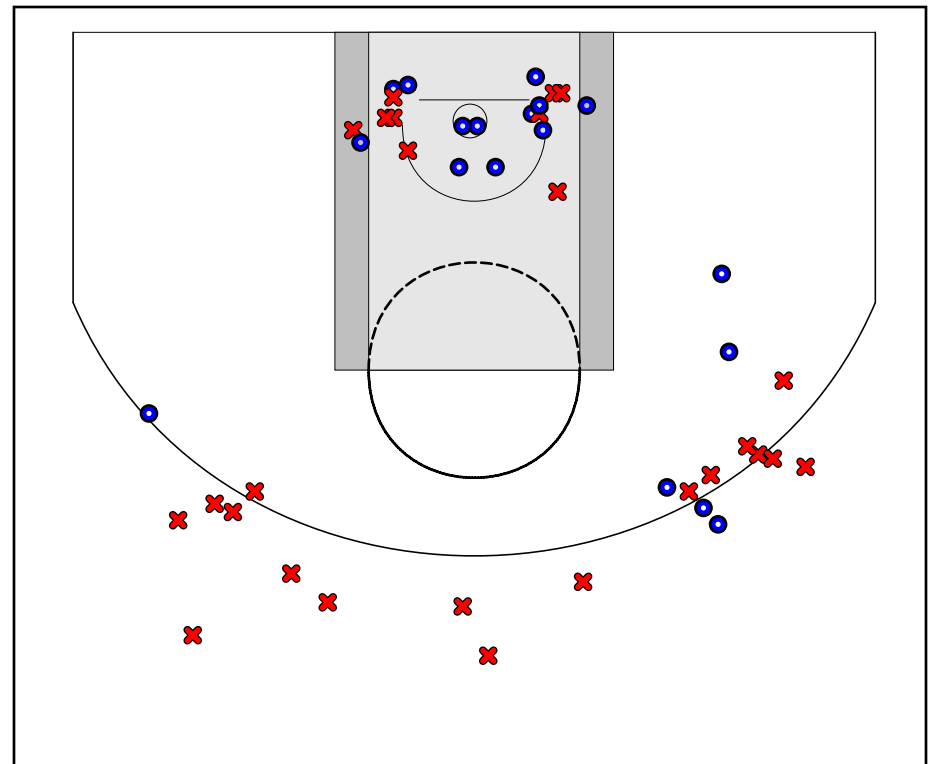
Game Summary Comparison

Statistic	Black	Baby Blue
Points	73	69
<i>Field Goals</i>	28 / 52	28 / 72
<i>2 Point</i>	19 / 27	21 / 39
<i>3 Point</i>	9 / 25	7 / 33
<i>Free Throws</i>	8 / 13	6 / 11
Assists	11	5
Rebounds	23	53
<i>Offensive</i>	3	30
<i>Defensive</i>	20	23
Blocks	2	1
Steals	9	4
Deflections	3	3
Turnovers	7	10
Charges Taken	0	0
Personal Fouls	13	15

Black



Baby Blue



Black Turnovers

Period	Clock	Player	Turnover Type
1st Period	0:00	#10 Darnell Clowney	Other
1st Period	0:00	#14 Mike Wilson	Other
1st Period	0:00	#3 Chris Dowdy	Other
2nd Period	0:00	#14 Mike Wilson	Other
2nd Period	0:00	#4 Parrish Grant	Other
2nd Period	0:00	#4 Parrish Grant	Other
2nd Period	0:00	Team	Other

Black Fouls

Period	Clock	Player	Foul
1st Period	0:00	The team	Other (Def)
1st Period	0:00	The team	Other (Def)
1st Period	0:00	#15 Josh Face	Other (Def)
1st Period	0:00	#10 Darnell Clowney	Other (Def)
1st Period	0:00	#10 Darnell Clowney	Other (Def)
1st Period	0:00	#15 Josh Face	Other (Def)
1st Period	0:00	#3 Chris Dowdy	Other (Def)
2nd Period	0:00	#15 Josh Face	Other (Def)
2nd Period	0:00	#15 Josh Face	Other (Def)
2nd Period	0:00	#15 Josh Face	Other (Def)
2nd Period	0:00	The team	Other (Def)
2nd Period	0:00	#14 Mike Wilson	Other (Def)
2nd Period	0:00	#4 Parrish Grant	Other (Def)

Baby Blue Turnovers

Period	Clock	Player	Turnover Type
1st Period	0:00	#15 Matt Simon	Other
1st Period	0:00	#15 Matt Simon	Other
1st Period	0:00	#3 Sean Simon	Other
1st Period	0:00	#15 Matt Simon	Other
1st Period	0:00	#15 Matt Simon	Other
1st Period	0:00	Team	Other
1st Period	0:00	Team	Other
2nd Period	0:00	#5 Ryan Rubio	Other
2nd Period	0:00	Team	Other
2nd Period	0:00	#5 Ryan Rubio	Other

Baby Blue Fouls

Period	Clock	Player	Foul
1st Period	0:00	#3 Sean Simon	Other (Def)
1st Period	0:00	The team	Other (Def)
1st Period	0:00	#5 Ryan Rubio	Other (Def)
1st Period	0:00	#3 Sean Simon	Other (Def)
1st Period	0:00	The team	Other (Def)
1st Period	0:00	The team	Other (Def)
1st Period	0:00	#5 Ryan Rubio	Other (Def)
2nd Period	0:00	#5 Ryan Rubio	Other (Def)
2nd Period	0:00	#15 Matt Simon	Other (Def)
2nd Period	0:00	#5 Ryan Rubio	Other (Def)
2nd Period	0:00	#15 Matt Simon	Other (Def)
2nd Period	0:00	#15 Matt Simon	Other (Def)
2nd Period	0:00	#3 Sean Simon	Other (Def)
2nd Period	0:00	#15 Matt Simon	Other (Def)
2nd Period	0:00	The team	Other (Def)