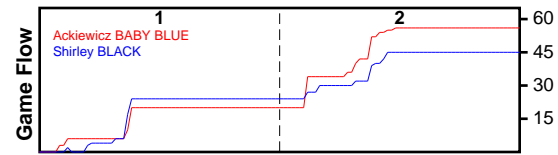


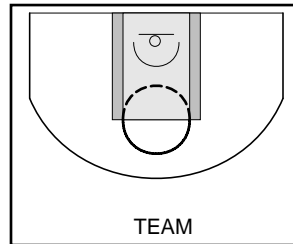
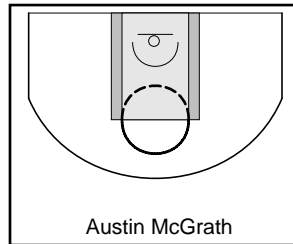
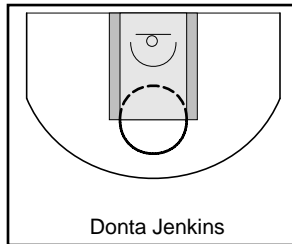
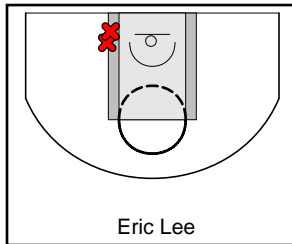
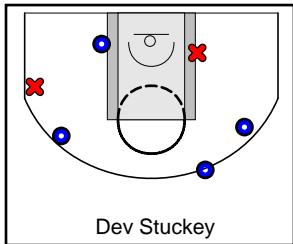
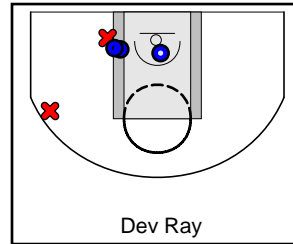
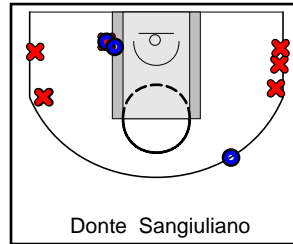
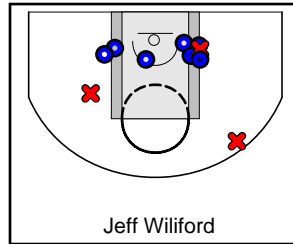
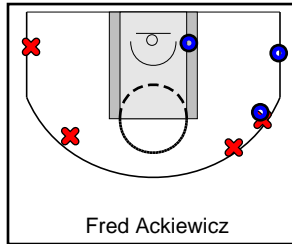
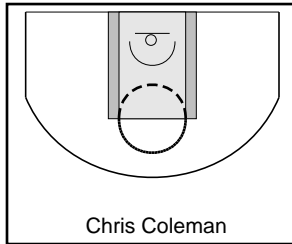
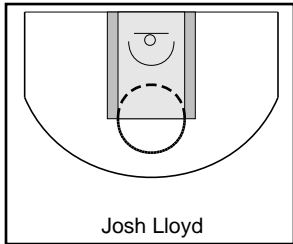
Ackiewicz BABY BLUE

6/28/17 Ackiewicz BABY BLUE at Shirley BLACK

| | 1 | 2 | T |
|----------------|----|----|----|
| Ackiewicz BABY | 20 | 36 | 56 |
| Shirley BLACK | 24 | 21 | 45 |



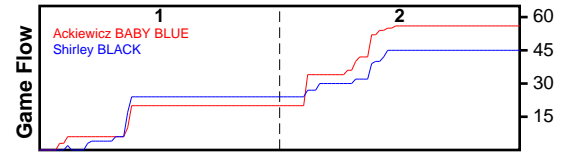
| # | Name | G | MIN | FGM | FGA | FG% | 2PM | 2PA | 2P% | 3PM | 3PA | 3P% | FTM | FTA | FT% | OREB | DREB | REB | AST | STL | BLK | DEF | TO | PF | CHG | PM | PTS |
|----|-------------------|----------|-----------|-----------|-----------|-------------|-----------|-----------|-------------|----------|-----------|-------------|----------|-----------|-------------|----------|-----------|-----------|----------|----------|----------|----------|-----------|-----------|----------|-----------|-----------|
| 3 | Josh Lloyd | 0 | 0 | 0 | 0 | .000 | 0 | 0 | .000 | 0 | 0 | .000 | 0 | 0 | .000 | 0 | 0 | 0 | 0 | 0 | 0 | 0 | 0 | 0 | 0 | 0 | 0 |
| 4 | Chris Coleman | 0 | 0 | 0 | 0 | .000 | 0 | 0 | .000 | 0 | 0 | .000 | 0 | 0 | .000 | 0 | 0 | 0 | 0 | 0 | 0 | 0 | 0 | 0 | 0 | 0 | 0 |
| 5 | Fred Ackiewicz | 1 | 30 | 3 | 7 | .429 | 1 | 1 | 1.000 | 2 | 6 | .333 | 1 | 2 | .500 | 0 | 2 | 2 | 1 | 1 | 0 | 0 | 1 | 2 | 0 | 9 | 9 |
| 10 | Jeff Wiliford | 1 | 30 | 8 | 11 | .727 | 8 | 10 | .800 | 0 | 1 | .000 | 4 | 5 | .800 | 1 | 8 | 9 | 6 | 2 | 0 | 1 | 3 | 4 | 0 | 9 | 20 |
| 11 | Donte Sangiuliano | 1 | 21 | 3 | 10 | .300 | 2 | 3 | .667 | 1 | 7 | .143 | 1 | 2 | .500 | 0 | 0 | 0 | 0 | 0 | 0 | 0 | 1 | 0 | 0 | -6 | 8 |
| 12 | Dev Ray | 1 | 16 | 3 | 5 | .600 | 3 | 4 | .750 | 0 | 1 | .000 | 2 | 2 | 1.000 | 1 | 4 | 5 | 2 | 0 | 0 | 1 | 4 | 1 | 0 | 10 | 8 |
| 13 | Dev Stuckey | 1 | 27 | 4 | 6 | .667 | 1 | 2 | .500 | 3 | 4 | .750 | 0 | 2 | .000 | 0 | 2 | 2 | 0 | 1 | 0 | 0 | 1 | 1 | 0 | 19 | 11 |
| 15 | Eric Lee | 1 | 28 | 0 | 2 | .000 | 0 | 2 | .000 | 0 | 0 | .000 | 0 | 0 | .000 | 0 | 9 | 9 | 0 | 0 | 4 | 0 | 1 | 3 | 0 | 4 | 0 |
| 20 | Donta Jenkins | 0 | 0 | 0 | 0 | .000 | 0 | 0 | .000 | 0 | 0 | .000 | 0 | 0 | .000 | 0 | 0 | 0 | 0 | 0 | 0 | 0 | 0 | 0 | 0 | 0 | 0 |
| 21 | Austin McGrath | 0 | 0 | 0 | 0 | .000 | 0 | 0 | .000 | 0 | 0 | .000 | 0 | 0 | .000 | 0 | 0 | 0 | 0 | 0 | 0 | 0 | 0 | 0 | 0 | 0 | 0 |
| | TEAM | 1 | 0 | 0 | 0 | .000 | 0 | 0 | .000 | 0 | 0 | .000 | 0 | 0 | .000 | 1 | 2 | 3 | 0 | 0 | 0 | 1 | 1 | 0 | 0 | 0 | 0 |
| | TOTALS | 1 | 40 | 21 | 41 | .512 | 15 | 22 | .682 | 6 | 19 | .316 | 8 | 13 | .615 | 3 | 27 | 30 | 9 | 4 | 4 | 3 | 12 | 11 | 0 | 11 | 56 |



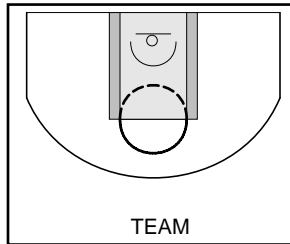
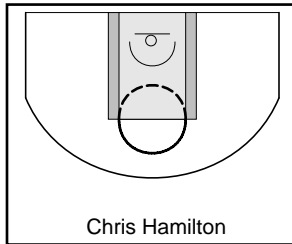
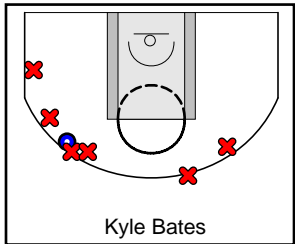
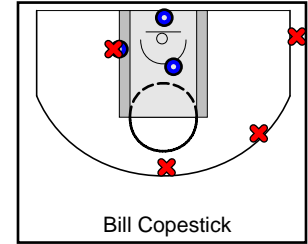
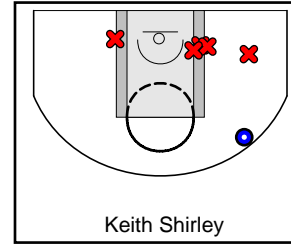
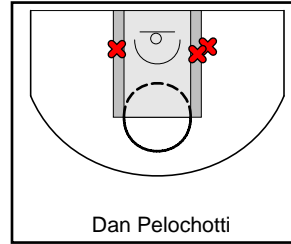
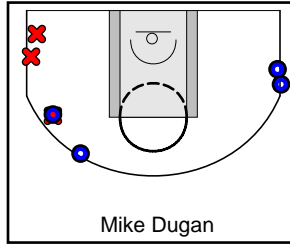
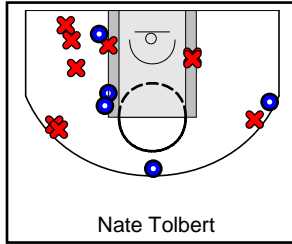
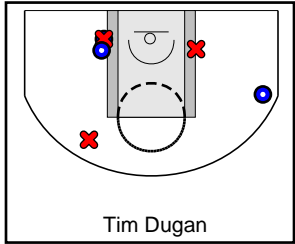
Shirley BLACK

6/28/17 Ackiewicz BABY BLUE at Shirley BLACK

| | 1 | 2 | T |
|---------------------|----|----|----|
| Ackiewicz BABY BLUE | 20 | 36 | 56 |
| Shirley BLACK | 24 | 21 | 45 |



| # | Name | G | MIN | FGM | FGA | FG% | 2PM | 2PA | 2P% | 3PM | 3PA | 3P% | FTM | FTA | FT% | OREB | DREB | REB | AST | STL | BLK | DEF | TO | PF | CHG | PM | PTS |
|----|----------------|----------|-----------|-----------|-----------|-------------|----------|-----------|-------------|----------|-----------|-------------|----------|-----------|-------------|----------|-----------|-----------|----------|----------|----------|----------|----------|-----------|----------|------------|-----------|
| 3 | Tim Dugan | 1 | 30 | 3 | 6 | .500 | 2 | 4 | .500 | 1 | 2 | .500 | 2 | 4 | .500 | 0 | 2 | 2 | 2 | 1 | 0 | 1 | 2 | 4 | 0 | 1 | 9 |
| 4 | Nate Tolbert | 1 | 30 | 4 | 13 | .308 | 2 | 8 | .250 | 2 | 5 | .400 | 1 | 3 | .333 | 0 | 6 | 6 | 1 | 1 | 1 | 1 | 3 | 1 | 0 | -10 | 11 |
| 5 | Mike Dugan | 1 | 25 | 4 | 7 | .571 | 0 | 0 | .000 | 4 | 7 | .571 | 0 | 2 | .000 | 1 | 1 | 2 | 1 | 0 | 0 | 0 | 1 | 5 | 0 | 1 | 12 |
| 10 | Dan Pelochotti | 1 | 30 | 0 | 4 | .000 | 0 | 3 | .000 | 0 | 1 | .000 | 1 | 1 | 1.000 | 1 | 5 | 6 | 0 | 0 | 0 | 1 | 0 | 5 | 0 | -11 | 1 |
| 11 | Keith Shirley | 1 | 25 | 1 | 6 | .167 | 0 | 5 | .000 | 1 | 1 | 1.000 | 0 | 0 | .000 | 2 | 4 | 6 | 1 | 0 | 0 | 0 | 3 | 0 | 0 | -14 | 3 |
| 12 | Bill Copestick | 1 | 6 | 3 | 7 | .429 | 3 | 4 | .750 | 0 | 3 | .000 | 0 | 0 | .000 | 0 | 2 | 2 | 0 | 1 | 0 | 0 | 0 | 1 | 0 | -6 | 6 |
| 14 | Kyle Bates | 1 | 6 | 1 | 7 | .143 | 0 | 0 | .000 | 1 | 7 | .143 | 0 | 0 | .000 | 0 | 0 | 0 | 3 | 0 | 0 | 0 | 0 | 1 | 0 | -6 | 3 |
| 15 | Chris Hamilton | 0 | 0 | 0 | 0 | .000 | 0 | 0 | .000 | 0 | 0 | .000 | 0 | 0 | .000 | 0 | 0 | 0 | 0 | 0 | 0 | 0 | 0 | 0 | 0 | 0 | 0 |
| | TEAM | 1 | 0 | 0 | 0 | .000 | 0 | 0 | .000 | 0 | 0 | .000 | 0 | 0 | .000 | 1 | 1 | 2 | 0 | 0 | 0 | 0 | 0 | 0 | 0 | 0 | 0 |
| | TOTALS | 1 | 40 | 16 | 50 | .320 | 7 | 24 | .292 | 9 | 26 | .346 | 4 | 10 | .400 | 5 | 21 | 26 | 8 | 3 | 1 | 3 | 9 | 17 | 0 | -11 | 45 |

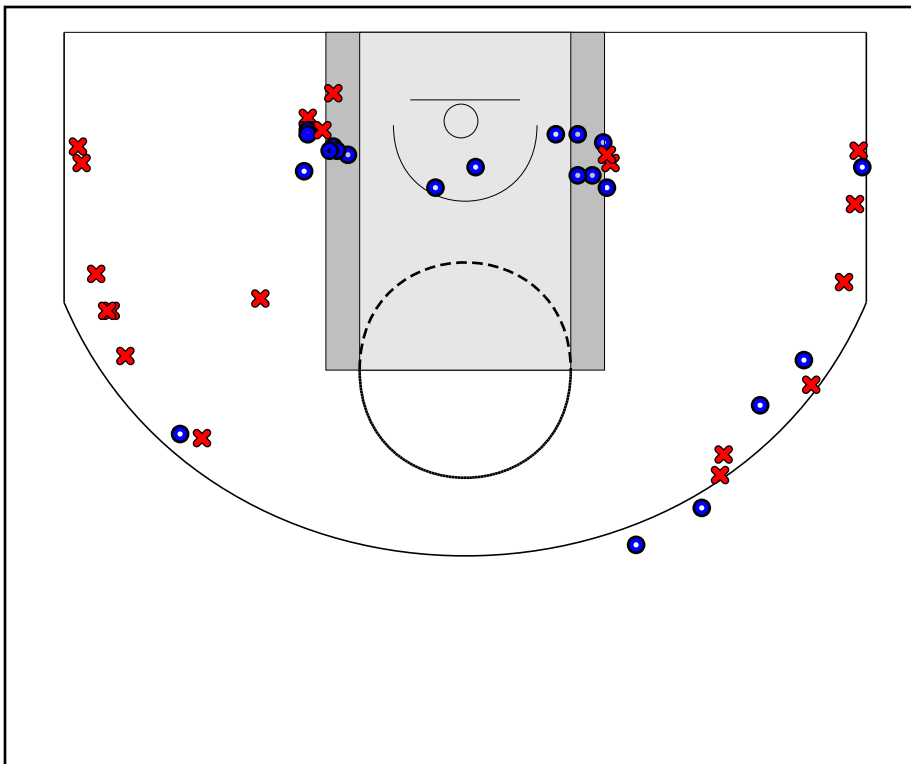


X

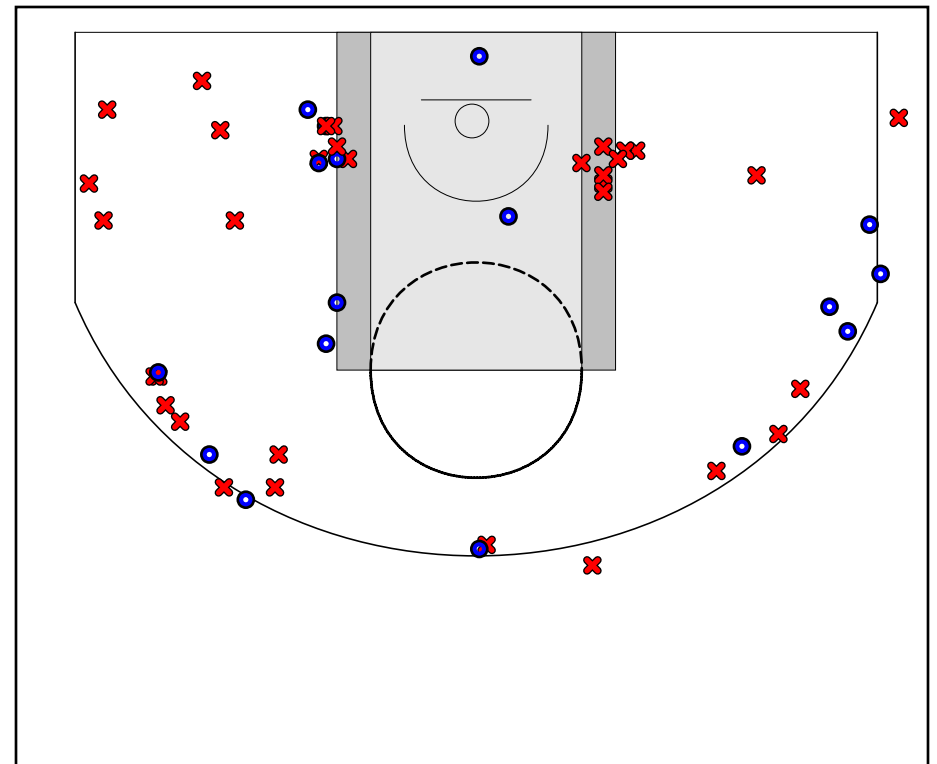
Game Summary Comparison

| Statistic | Ackiewicz BABY BLUE | Shirley BLACK |
|--------------------|---------------------|---------------|
| Points | 56 | 45 |
| <i>Field Goals</i> | 21 / 41 | 16 / 50 |
| <i>2 Point</i> | 15 / 22 | 7 / 24 |
| <i>3 Point</i> | 6 / 19 | 9 / 26 |
| <i>Free Throws</i> | 8 / 13 | 4 / 10 |
| Assists | 9 | 8 |
| Rebounds | 30 | 26 |
| <i>Offensive</i> | 3 | 5 |
| <i>Defensive</i> | 27 | 21 |
| Blocks | 4 | 1 |
| Steals | 4 | 3 |
| Deflections | 3 | 3 |
| Turnovers | 12 | 9 |
| Charges Taken | 0 | 0 |
| Personal Fouls | 11 | 17 |

Ackiewicz BABY BLUE



Shirley BLACK



Ackiewicz BABY BLUE Turnovers

| Period | Clock | Player | Turnover Type |
|------------|-------|-----------------------|---------------|
| 1st Period | 19:04 | #12 Dev Ray | Other |
| 1st Period | 15:38 | #12 Dev Ray | Other |
| 1st Period | 15:01 | #11 Donte Sangiuliano | Other |
| 1st Period | 12:28 | #12 Dev Ray | Other |
| 1st Period | 12:08 | #13 Dev Stuckey | Other |
| 2nd Period | 17:24 | Team | Other |
| 2nd Period | 17:24 | #10 Jeff Wilford | Other |
| 2nd Period | 17:24 | #15 Eric Lee | Other |
| 2nd Period | 12:19 | #5 Fred Ackiewicz | Other |
| 2nd Period | 12:19 | #12 Dev Ray | Other |

Ackiewicz BABY BLUE Fouls

| Period | Clock | Player | Foul |
|------------|-------|-------------------|--------------------|
| 1st Period | 15:36 | #15 Eric Lee | Holding (Def) |
| 1st Period | 12:28 | #10 Jeff Wilford | Pushing (Off) |
| 1st Period | 12:28 | #10 Jeff Wilford | Pushing (Off) |
| 1st Period | 12:28 | #15 Eric Lee | Blocking (Def) |
| 1st Period | 12:28 | #12 Dev Ray | Holding (Def) |
| 1st Period | 12:08 | #5 Fred Ackiewicz | Blocking (Def) |
| 1st Period | 12:08 | #5 Fred Ackiewicz | Blocking (Def) |
| 2nd Period | 17:24 | #15 Eric Lee | Adjustment (Added) |
| 2nd Period | 17:24 | #10 Jeff Wilford | Blocking (Def) |
| 2nd Period | 12:19 | #13 Dev Stuckey | Holding (Def) |
| 2nd Period | 11:59 | #10 Jeff Wilford | Blocking (Def) |

Shirley BLACK Turnovers

| Period | Clock | Player | Turnover Type |
|------------|-------|-------------------|---------------|
| 1st Period | 19:43 | #5 Mike Dugan | Other |
| 1st Period | 12:28 | #11 Keith Shirley | Other |
| 1st Period | 12:08 | #11 Keith Shirley | Other |
| 2nd Period | 17:24 | #4 Nate Tolbert | Other |
| 2nd Period | 14:08 | #3 Tim Dugan | Other |
| 2nd Period | 12:19 | #4 Nate Tolbert | Other |
| 2nd Period | 12:19 | #11 Keith Shirley | Other |
| 2nd Period | 12:19 | #4 Nate Tolbert | Other |
| 2nd Period | 12:19 | #3 Tim Dugan | Other |

Shirley BLACK Fouls

| Period | Clock | Player | Foul |
|------------|-------|--------------------|-------------------|
| 1st Period | 18:06 | #5 Mike Dugan | Blocking (Def) |
| 1st Period | 12:43 | #4 Nate Tolbert | Holding (Def) |
| 1st Period | 12:28 | #12 Bill Copestick | Reaching in (Def) |
| 1st Period | 12:28 | #5 Mike Dugan | Blocking (Def) |
| 1st Period | 12:08 | #10 Dan Pelochotti | Blocking (Def) |
| 1st Period | 11:38 | #10 Dan Pelochotti | Pushing (Def) |
| 2nd Period | 13:48 | #14 Kyle Bates | Blocking (Def) |
| 2nd Period | 12:19 | #10 Dan Pelochotti | Holding (Def) |
| 2nd Period | 12:19 | #3 Tim Dugan | Holding (Def) |
| 2nd Period | 12:19 | #3 Tim Dugan | Holding (Def) |
| 2nd Period | 12:19 | #5 Mike Dugan | Blocking (Def) |
| 2nd Period | 12:19 | #3 Tim Dugan | Holding (Def) |
| 2nd Period | 12:19 | #3 Tim Dugan | Holding (Def) |
| 2nd Period | 11:47 | #10 Dan Pelochotti | Holding (Def) |
| 2nd Period | 11:05 | #5 Mike Dugan | Holding (Def) |
| 2nd Period | 10:26 | #5 Mike Dugan | Blocking (Def) |
| 2nd Period | 10:13 | #10 Dan Pelochotti | Holding (Def) |