

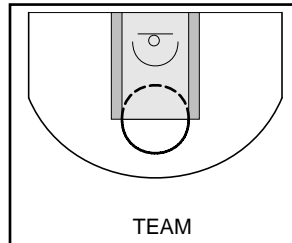
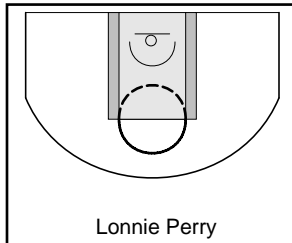

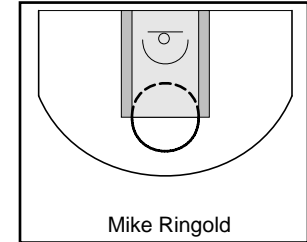
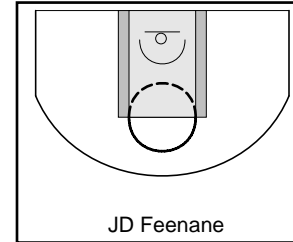
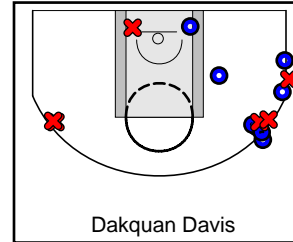
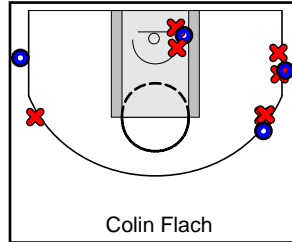
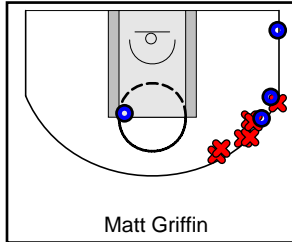
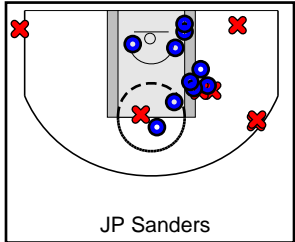
Griffin MAROON

6/27/17 Griffin MAROON at Sidebotham GREEN

	1	OT1	T
Griffin MAROON	39	41	80
Sidebotham	39	21	60




#	Name	G	MIN	FGM	FGA	FG%	2PM	2PA	2P%	3PM	3PA	3P%	FTM	FTA	FT%	OREB	DREB	REB	AST	STL	BLK	DEF	TO	PF	CHG	PM	PTS
3	JP Sanders	1	0	10	17	.588	10	14	.714	0	3	.000	2	2	1.000	1	4	5	6	3	0	1	1	2	0	18	22
4	Matt Griffin	1	0	4	11	.364	1	1	1.000	3	10	.300	0	0	.000	3	2	5	6	0	1	0	1	2	0	18	11
5	Colin Flach	1	0	4	11	.364	1	3	.333	3	8	.375	0	0	.000	0	2	2	1	0	0	0	0	1	0	18	11
10	Dakquan Davis	1	0	8	14	.571	2	3	.667	6	11	.545	4	6	.667	1	2	3	5	2	0	0	4	1	0	18	26
11	JD Feenane	0	0	0	0	.000	0	0	.000	0	0	.000	0	0	.000	0	0	0	0	0	0	0	0	0	0	0	0
12	Mike Ringold	0	0	0	0	.000	0	0	.000	0	0	.000	0	0	.000	0	0	0	0	0	0	0	0	0	0	0	0
13	Mike Wild	1	0	5	8	.625	5	7	.714	0	1	.000	0	0	.000	4	4	8	2	0	0	0	1	2	0	18	10
14	Lonnie Perry	0	0	0	0	.000	0	0	.000	0	0	.000	0	0	.000	0	0	0	0	0	0	0	0	0	0	0	0
	TEAM	1	0	0	0	.000	0	0	.000	0	0	.000	0	0	.000	0	3	3	0	0	0	0	0	0	0	0	0
	TOTALS	1	0	31	61	.508	19	28	.679	12	33	.364	6	8	.750	9	17	26	20	5	1	1	7	8	0	20	80



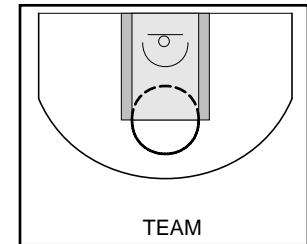
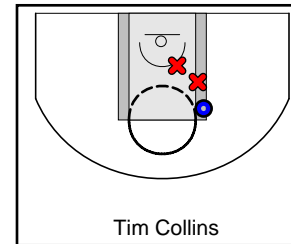
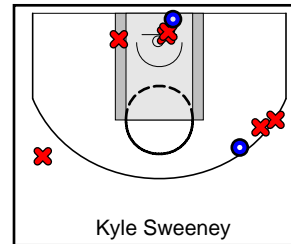
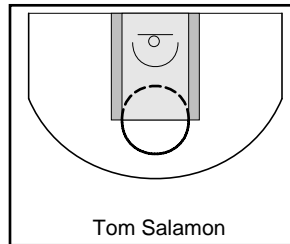
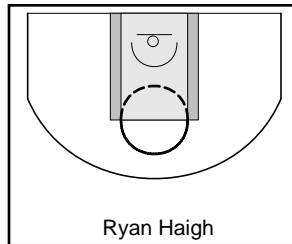

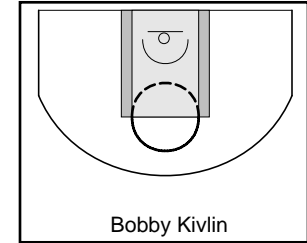

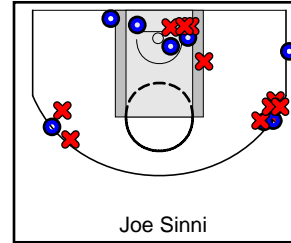
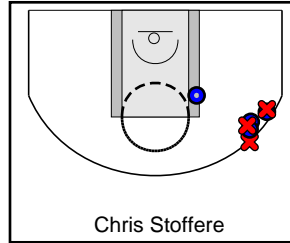
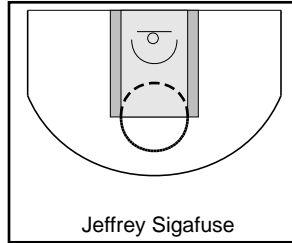
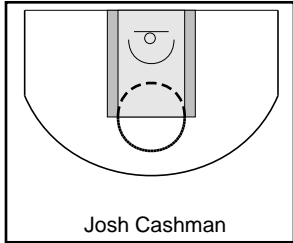
Sidebotham GREEN

6/27/17 Griffin MAROON at Sidebotham GREEN

	1	OT1	T
Griffin MAROON	39	41	80
Sidebotham	39	21	60



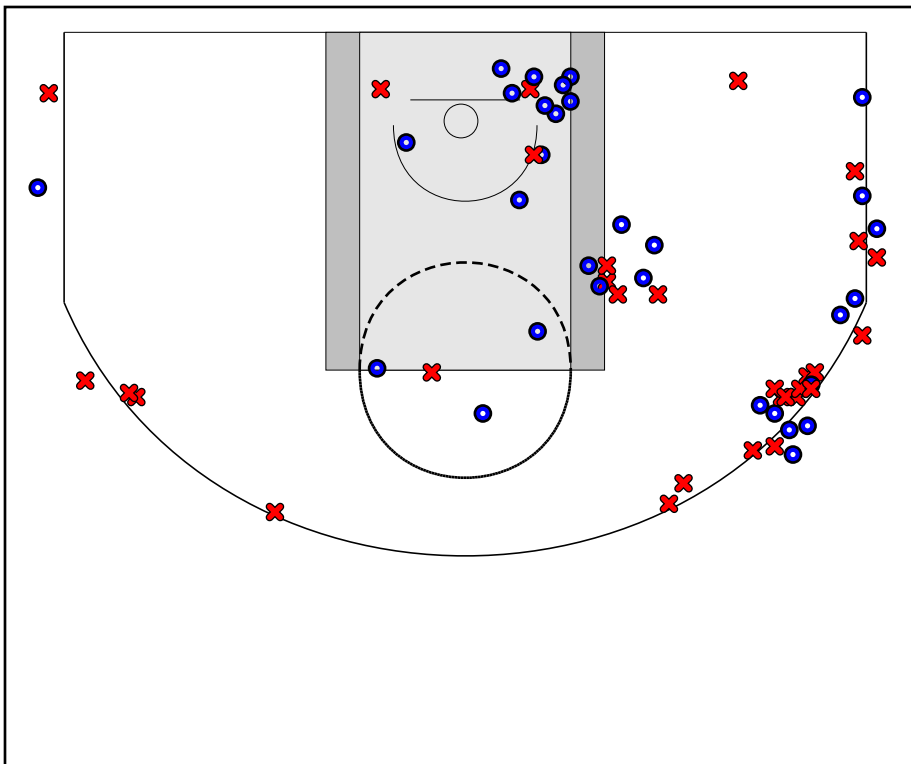
#	Name	G	MIN	FGM	FGA	FG%	2PM	2PA	2P%	3PM	3PA	3P%	FTM	FTA	FT%	OREB	DREB	REB	AST	STL	BLK	DEF	TO	PF	CHG	PM	PTS
0	Josh Cashman	0	0	0	0	.000	0	0	.000	0	0	.000	0	0	.000	0	0	0	0	0	0	0	0	0	0	0	0
0	Jeffrey Sigafuse	0	0	0	0	.000	0	0	.000	0	0	.000	0	0	.000	0	0	0	0	0	0	0	0	0	0	0	0
3	Chris Stoffere	1	0	4	7	.571	1	1	1.000	3	6	.500	0	0	.000	0	3	3	4	1	0	0	1	0	0	-9	11
4	Joe Sinni	1	0	8	19	.421	4	8	.500	4	11	.364	0	0	.000	3	3	6	3	0	0	1	1	4	0	-18	20
5	James Hurley	1	0	3	5	.600	3	4	.750	0	1	.000	0	0	.000	0	0	0	0	0	0	0	2	0	0	-17	6
10	Bobby Kivlin	0	0	0	0	.000	0	0	.000	0	0	.000	0	0	.000	0	0	0	0	0	0	0	0	0	0	0	0
11	Mike Sidbotham	1	0	6	11	.545	6	11	.545	0	0	.000	4	5	.800	5	8	13	0	1	0	1	0	1	0	-21	16
14	Ryan Haigh	1	0	0	0	.000	0	0	.000	0	0	.000	0	0	.000	0	0	0	0	0	0	0	0	0	0	0	0
15	Tom Salamon	0	0	0	0	.000	0	0	.000	0	0	.000	0	0	.000	0	0	0	0	0	0	0	0	0	0	0	0
20	Kyle Sweeney	1	0	2	8	.250	1	4	.250	1	4	.250	0	0	.000	4	7	11	1	2	0	0	1	2	0	-11	5
21	Tim Collins	1	0	1	3	.333	1	3	.333	0	0	.000	0	0	.000	1	0	1	1	0	0	0	2	0	0	-14	2
	TEAM	0	0	0	0	.000	0	0	.000	0	0	.000	0	0	.000	0	0	0	0	0	0	0	0	0	0	0	0
	TOTALS	1	0	24	53	.453	16	31	.516	8	22	.364	4	5	.800	13	21	34	9	4	0	2	7	7	0	-20	60



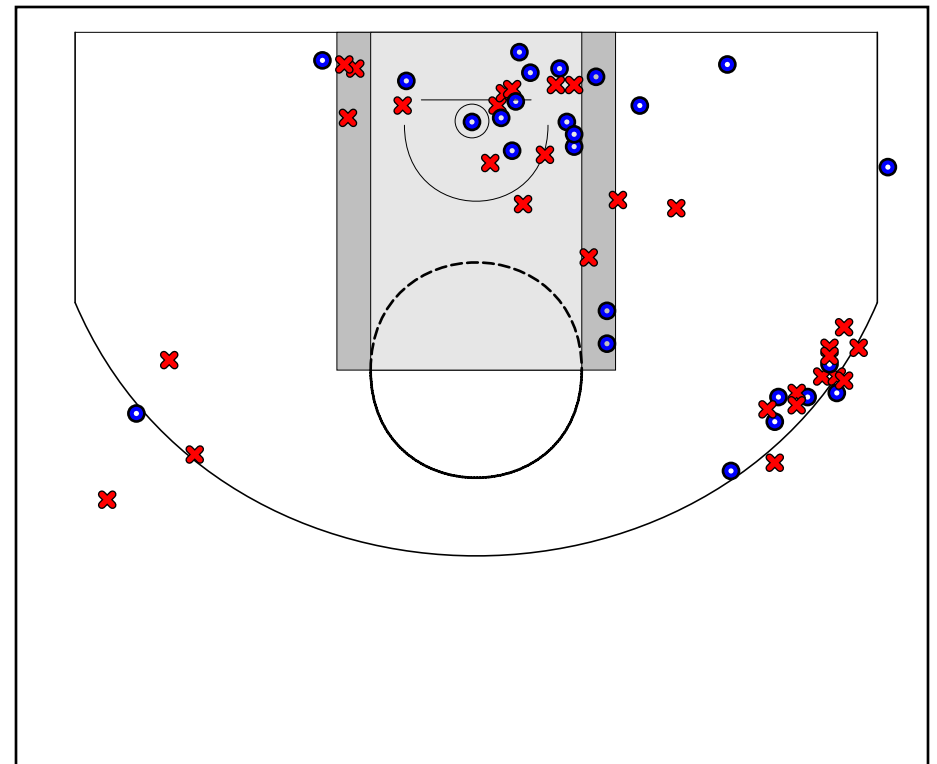
Game Summary Comparison

Statistic	Griffin MAROON	Sidebotham GREEN
Points	80	60
<i>Field Goals</i>	31 / 61	24 / 53
2 Point	19 / 28	16 / 31
3 Point	12 / 33	8 / 22
<i>Free Throws</i>	6 / 8	4 / 5
Assists	20	9
Rebounds	26	34
<i>Offensive</i>	9	13
<i>Defensive</i>	17	21
Blocks	1	0
Steals	5	4
Deflections	1	2
Turnovers	7	7
Charges Taken	0	0
Personal Fouls	8	7

Griffin MAROON



Sidebotham GREEN



Griffin MAROON Turnovers

Period	Clock	Player	Turnover Type
1st Period	0:00	#13 Mike Wild	Other
1st Period	0:00	#3 JP Sanders	Other
1st Period	0:00	#4 Matt Griffin	Other
1st Period	0:00	#10 Dakquan Davis	Other
2nd Period	0:00	#10 Dakquan Davis	Other
2nd Period	0:00	#10 Dakquan Davis	Other

Griffin MAROON Fouls

Period	Clock	Player	Foul
1st Period	0:00	#3 JP Sanders	Other (Def)
1st Period	0:00	#13 Mike Wild	Other (Def)
1st Period	0:00	#5 Colin Flach	Other (Def)
1st Period	0:00	#3 JP Sanders	Other (Def)
2nd Period	0:00	#4 Matt Griffin	Other (Def)
2nd Period	0:00	#4 Matt Griffin	Other (Def)
2nd Period	0:00	#10 Dakquan Davis	Other (Off)
2nd Period	0:00	#13 Mike Wild	Other (Def)

Sidebotham GREEN Turnovers

Period	Clock	Player	Turnover Type
1st Period	0:00	#20 Kyle Sweeney	Other
1st Period	0:00	#5 James Hurley	Other
1st Period	0:00	#4 Joe Sinni	Other
1st Period	0:00	#21 Tim Collins	Other
1st Period	0:00	#21 Tim Collins	Other
1st Period	0:00	#3 Chris Stoffere	Other
2nd Period	0:00	#5 James Hurley	Other

Sidebotham GREEN Fouls

Period	Clock	Player	Foul
1st Period	0:00	#4 Joe Sinni	Other (Def)
1st Period	0:00	#20 Kyle Sweeney	Other (Def)
2nd Period	0:00	#4 Joe Sinni	Other (Def)
2nd Period	0:00	#4 Joe Sinni	Other (Def)
2nd Period	0:00	#11 Mike Sidbotham	Other (Def)
2nd Period	0:00	#20 Kyle Sweeney	Other (Def)
2nd Period	0:00	#4 Joe Sinni	Other (Def)