

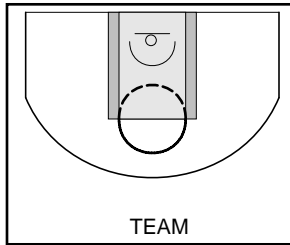
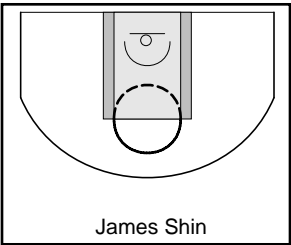
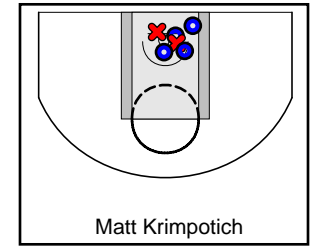
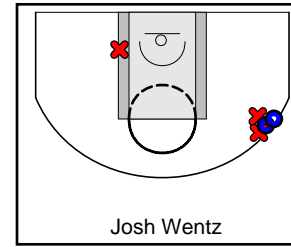
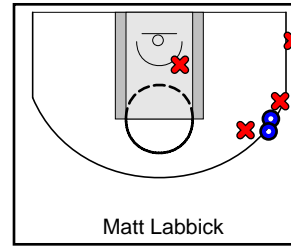
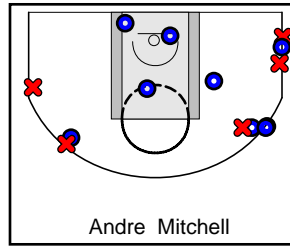
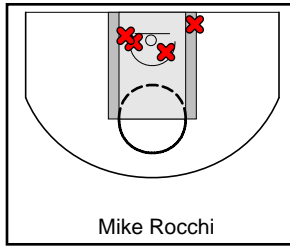

Labbick BABY BLUE

6/27/17 Labbick BABY BLUE at Anthony NAVY BLUE

| | 1 | OT1 | T |
|--------------|----|-----|----|
| Labbick BABY | 32 | 30 | 62 |
| Anthony NAVY | 28 | 35 | 63 |



| # | Name | G | MIN | FGM | FGA | FG% | 2PM | 2PA | 2P% | 3PM | 3PA | 3P% | FTM | FTA | FT% | OREB | DREB | REB | AST | STL | BLK | DEF | TO | PF | CHG | PM | PTS |
|----|-----------------|----------|----------|-----------|-----------|-------------|-----------|-----------|-------------|----------|-----------|-------------|----------|-----------|-------------|----------|-----------|-----------|-----------|-----------|----------|----------|-----------|-----------|----------|-----------|-----------|
| 3 | Oakley Spencer | 1 | 0 | 5 | 10 | .500 | 5 | 9 | .556 | 0 | 1 | .000 | 0 | 0 | .000 | 0 | 0 | 0 | 0 | 1 | 0 | 0 | 1 | 1 | 0 | 2 | 10 |
| 4 | Mike Rocchi | 1 | 0 | 0 | 4 | .000 | 0 | 4 | .000 | 0 | 0 | .000 | 0 | 0 | .000 | 3 | 7 | 10 | 3 | 2 | 0 | 1 | 2 | 3 | 0 | -8 | 0 |
| 4 | Andre Mitchell | 1 | 0 | 9 | 14 | .643 | 4 | 4 | 1.000 | 5 | 10 | .500 | 2 | 3 | .667 | 0 | 2 | 2 | 3 | 2 | 0 | 1 | 2 | 1 | 0 | -2 | 25 |
| 5 | Matt Labbick | 1 | 0 | 2 | 6 | .333 | 0 | 1 | .000 | 2 | 5 | .400 | 2 | 2 | 1.000 | 0 | 1 | 1 | 4 | 3 | 0 | 1 | 7 | 3 | 0 | 0 | 8 |
| 11 | Josh Wentz | 1 | 0 | 2 | 5 | .400 | 0 | 1 | .000 | 2 | 4 | .500 | 1 | 4 | .250 | 0 | 1 | 1 | 0 | 1 | 1 | 0 | 0 | 2 | 0 | -1 | 7 |
| 12 | Matt Krimpotich | 1 | 0 | 4 | 6 | .667 | 4 | 6 | .667 | 0 | 0 | .000 | 4 | 6 | .667 | 2 | 2 | 4 | 0 | 1 | 1 | 0 | 1 | 3 | 0 | -1 | 12 |
| 14 | James Shin | 0 | 0 | 0 | 0 | .000 | 0 | 0 | .000 | 0 | 0 | .000 | 0 | 0 | .000 | 0 | 0 | 0 | 0 | 0 | 0 | 0 | 0 | 0 | 0 | 0 | 0 |
| | TEAM | 1 | 0 | 0 | 0 | .000 | 0 | 0 | .000 | 0 | 0 | .000 | 0 | 0 | .000 | 0 | 0 | 0 | 0 | 0 | 0 | 0 | 0 | 1 | 0 | 0 | 0 |
| | TOTALS | 1 | 0 | 22 | 45 | .489 | 13 | 25 | .520 | 9 | 20 | .450 | 9 | 15 | .600 | 5 | 13 | 18 | 10 | 10 | 2 | 3 | 13 | 14 | 0 | -1 | 62 |



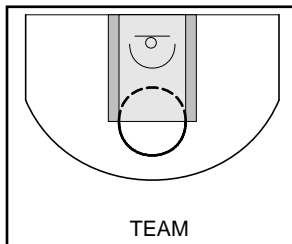
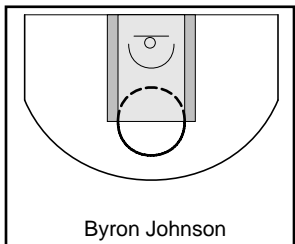
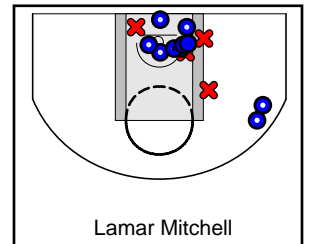
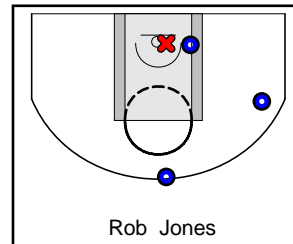
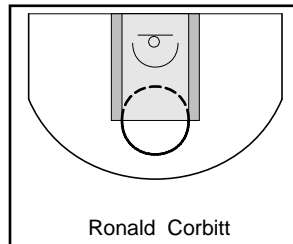
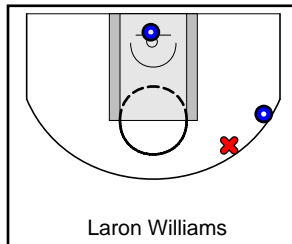
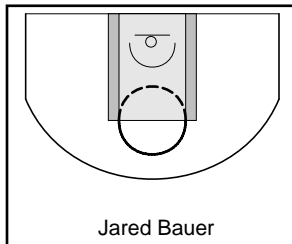
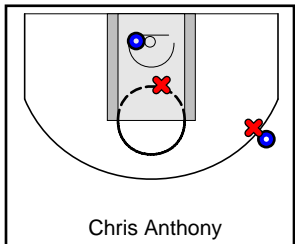
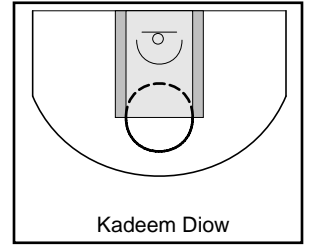
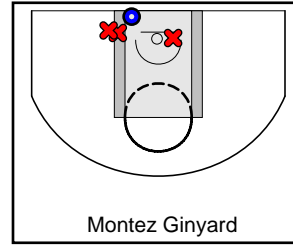
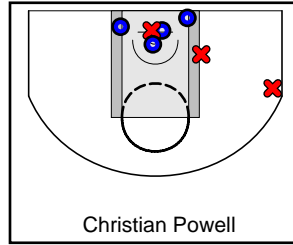
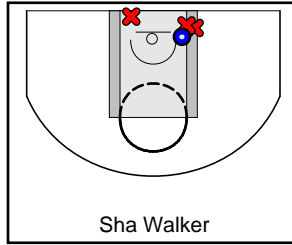
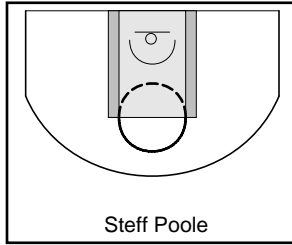
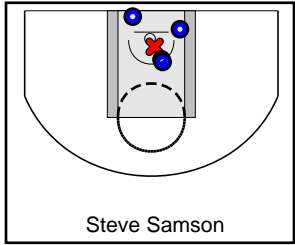
Anthony NAVY BLUE

6/27/17 Labbick BABY BLUE at Anthony NAVY BLUE

| | 1 | OT1 | T |
|--------------|----|-----|----|
| Labbick BABY | 32 | 30 | 62 |
| Anthony NAVY | 28 | 35 | 63 |



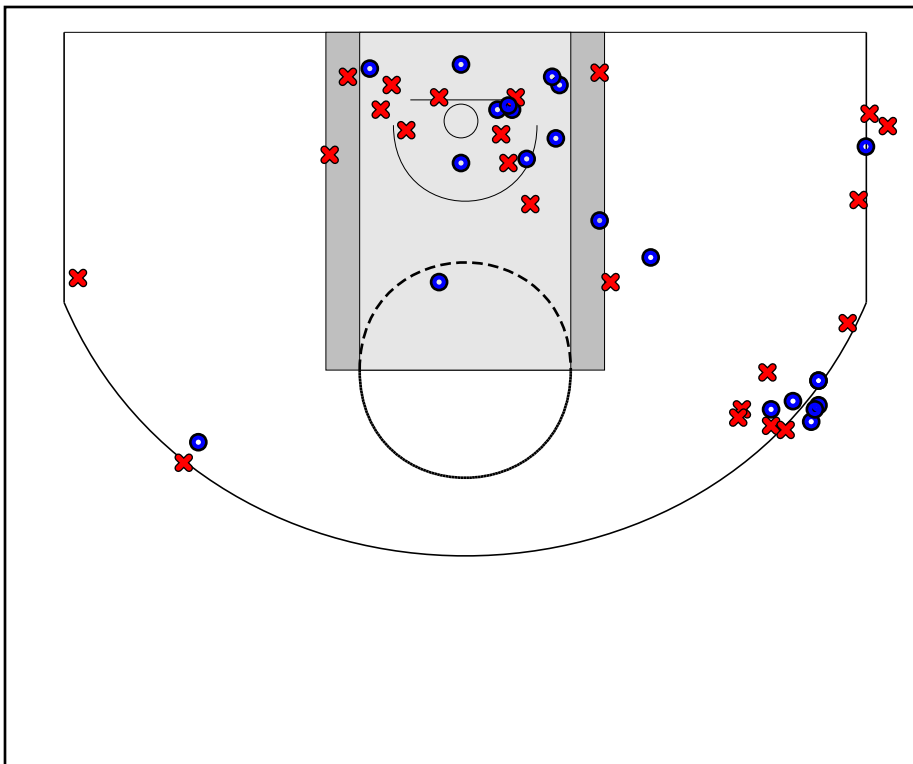
| # | Name | G | MIN | FGM | FGA | FG% | 2PM | 2PA | 2P% | 3PM | 3PA | 3P% | FTM | FTA | FT% | OREB | DREB | REB | AST | STL | BLK | DEF | TO | PF | CHG | PM | PTS |
|----|------------------|----------|----------|-----------|-----------|-------------|-----------|-----------|-------------|----------|----------|-------------|----------|----------|-------------|----------|----------|-----------|----------|----------|----------|----------|-----------|-----------|----------|----------|-----------|
| 0 | Steve Samson | 1 | 0 | 4 | 5 | .800 | 4 | 5 | .800 | 0 | 0 | .000 | 0 | 0 | .000 | 0 | 0 | 0 | 0 | 1 | 0 | 0 | 1 | 0 | 0 | 2 | 8 |
| 0 | Steff Poole | 0 | 0 | 0 | 0 | .000 | 0 | 0 | .000 | 0 | 0 | .000 | 0 | 0 | .000 | 0 | 0 | 0 | 0 | 0 | 0 | 0 | 0 | 0 | 0 | 0 | 0 |
| 0 | Sha Walker | 1 | 0 | 1 | 4 | .250 | 1 | 4 | .250 | 0 | 0 | .000 | 0 | 2 | .000 | 4 | 4 | 8 | 1 | 3 | 0 | 0 | 2 | 4 | 0 | 4 | 2 |
| 0 | Christian Powell | 1 | 0 | 4 | 7 | .571 | 4 | 6 | .667 | 0 | 1 | .000 | 0 | 0 | .000 | 0 | 0 | 0 | 0 | 0 | 0 | 0 | 1 | 0 | 0 | -4 | 8 |
| 3 | Montez Ginyard | 1 | 0 | 1 | 4 | .250 | 1 | 4 | .250 | 0 | 0 | .000 | 0 | 0 | .000 | 1 | 2 | 3 | 2 | 1 | 2 | 0 | 2 | 2 | 0 | -10 | 2 |
| 3 | Kadeem Diow | 0 | 0 | 0 | 0 | .000 | 0 | 0 | .000 | 0 | 0 | .000 | 0 | 0 | .000 | 0 | 0 | 0 | 0 | 0 | 0 | 0 | 0 | 0 | 0 | 0 | 0 |
| 4 | Chris Anthony | 1 | 0 | 2 | 4 | .500 | 1 | 2 | .500 | 1 | 2 | .500 | 0 | 0 | .000 | 0 | 1 | 1 | 1 | 0 | 1 | 0 | 3 | 3 | 0 | 9 | 5 |
| 5 | Jared Bauer | 0 | 0 | 0 | 0 | .000 | 0 | 0 | .000 | 0 | 0 | .000 | 0 | 0 | .000 | 0 | 0 | 0 | 0 | 0 | 0 | 0 | 0 | 0 | 0 | 0 | 0 |
| 10 | Laron Williams | 1 | 0 | 2 | 3 | .667 | 1 | 1 | 1.000 | 1 | 2 | .500 | 0 | 1 | .000 | 0 | 0 | 0 | 0 | 1 | 0 | 0 | 1 | 2 | 0 | 0 | 5 |
| 11 | Ronald Corbitt | 1 | 0 | 0 | 0 | .000 | 0 | 0 | .000 | 0 | 0 | .000 | 0 | 0 | .000 | 0 | 0 | 0 | 0 | 0 | 0 | 0 | 0 | 0 | 0 | -5 | 0 |
| 12 | Rob Jones | 1 | 0 | 3 | 4 | .750 | 1 | 2 | .500 | 2 | 2 | 1.000 | 1 | 1 | 1.000 | 0 | 0 | 0 | 1 | 0 | 0 | 0 | 1 | 4 | 0 | 8 | 9 |
| 13 | Lamar Mitchell | 1 | 0 | 11 | 15 | .733 | 9 | 13 | .692 | 2 | 2 | 1.000 | 0 | 4 | .000 | 0 | 1 | 1 | 0 | 1 | 0 | 0 | 1 | 2 | 0 | 6 | 24 |
| 14 | Byron Johnson | 0 | 0 | 0 | 0 | .000 | 0 | 0 | .000 | 0 | 0 | .000 | 0 | 0 | .000 | 0 | 0 | 0 | 0 | 0 | 0 | 0 | 0 | 0 | 0 | 0 | 0 |
| | TEAM | 1 | 0 | 0 | 0 | .000 | 0 | 0 | .000 | 0 | 0 | .000 | 0 | 0 | .000 | 1 | 0 | 1 | 0 | 0 | 0 | 0 | 0 | 0 | 0 | 0 | 0 |
| | TOTALS | 1 | 0 | 28 | 46 | .609 | 22 | 37 | .595 | 6 | 9 | .667 | 1 | 8 | .125 | 6 | 8 | 14 | 5 | 7 | 3 | 0 | 12 | 17 | 0 | 1 | 63 |



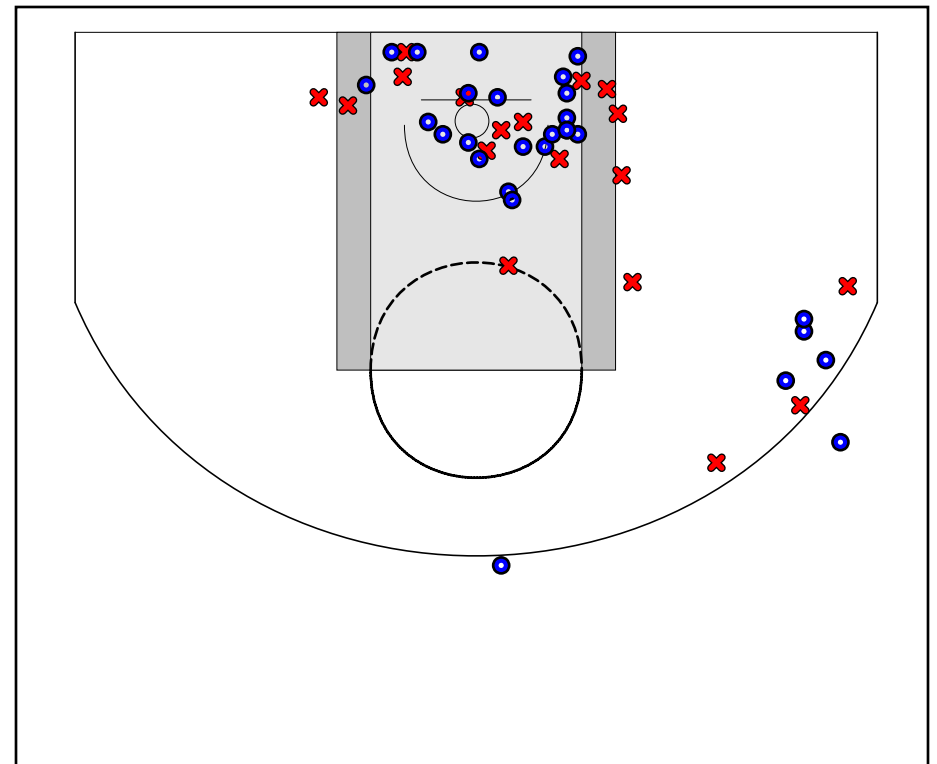
Game Summary Comparison

| Statistic | Labbick BABY BLUE | Anthony NAVY BLUE |
|--------------------|-------------------|-------------------|
| Points | 62 | 63 |
| <i>Field Goals</i> | 22 / 45 | 28 / 46 |
| <i>2 Point</i> | 13 / 25 | 22 / 37 |
| <i>3 Point</i> | 9 / 20 | 6 / 9 |
| <i>Free Throws</i> | 9 / 15 | 1 / 8 |
| Assists | 10 | 5 |
| Rebounds | 18 | 14 |
| <i>Offensive</i> | 5 | 6 |
| <i>Defensive</i> | 13 | 8 |
| Blocks | 2 | 3 |
| Steals | 10 | 7 |
| Deflections | 3 | 0 |
| Turnovers | 13 | 12 |
| Charges Taken | 0 | 0 |
| Personal Fouls | 14 | 17 |

Labbick BABY BLUE



Anthony NAVY BLUE



Labbick BABY BLUE Turnovers

| Period | Clock | Player | Turnover Type |
|------------|-------|---------------------|---------------|
| 1st Period | 0:00 | #3 Oakley Spencer | Other |
| 1st Period | 0:00 | #5 Matt Labbick | Other |
| 1st Period | 0:00 | #5 Matt Labbick | Other |
| 1st Period | 0:00 | #5 Matt Labbick | Other |
| 2nd Period | 0:00 | #4 Andre Mitchell | Other |
| 2nd Period | 0:00 | #5 Matt Labbick | Other |
| 2nd Period | 0:00 | #5 Matt Labbick | Other |
| 2nd Period | 0:00 | #4 Mike Rocchi | Other |
| 2nd Period | 0:00 | #12 Matt Krimpotich | Other |
| 2nd Period | 0:00 | #5 Matt Labbick | Other |
| 2nd Period | 0:00 | #4 Mike Rocchi | Other |
| 2nd Period | 0:00 | #4 Andre Mitchell | Other |

Labbick BABY BLUE Fouls

| Period | Clock | Player | Foul |
|------------|-------|---------------------|-------------|
| 1st Period | 0:00 | #11 Josh Wentz | Other (Def) |
| 1st Period | 0:00 | #3 Oakley Spencer | Other (Def) |
| 1st Period | 0:00 | #4 Mike Rocchi | Other (Def) |
| 1st Period | 0:00 | #12 Matt Krimpotich | Other (Def) |
| 1st Period | 0:00 | #4 Mike Rocchi | Other (Def) |
| 2nd Period | 0:00 | #4 Andre Mitchell | Other (Def) |
| 2nd Period | 0:00 | #11 Josh Wentz | Other (Def) |
| 2nd Period | 0:00 | #5 Matt Labbick | Other (Off) |
| 2nd Period | 0:00 | #5 Matt Labbick | Other (Def) |
| 2nd Period | 0:00 | #12 Matt Krimpotich | Other (Def) |
| 2nd Period | 0:00 | #4 Mike Rocchi | Other (Def) |
| 2nd Period | 0:00 | #5 Matt Labbick | Other (Def) |
| 2nd Period | 0:00 | The team | Other (Def) |
| 2nd Period | 0:00 | #12 Matt Krimpotich | Other (Def) |

Anthony NAVY BLUE Turnovers

| Period | Clock | Player | Turnover Type |
|------------|-------|---------------------|---------------|
| 1st Period | 0:00 | #4 Chris Anthony | Other |
| 1st Period | 0:00 | #3 Montez Ginyard | Other |
| 1st Period | 0:00 | #0 Sha Walker | Other |
| 1st Period | 0:00 | #0 Christian Powell | Other |
| 2nd Period | 0:00 | #4 Chris Anthony | Other |
| 2nd Period | 0:00 | #10 Laron Williams | Other |
| 2nd Period | 0:00 | #13 Lamar Mitchell | Other |
| 2nd Period | 0:00 | #0 Sha Walker | Other |
| 2nd Period | 0:00 | #4 Chris Anthony | Other |
| 2nd Period | 0:00 | #12 Rob Jones | Other |
| 2nd Period | 0:00 | #3 Montez Ginyard | Other |
| 2nd Period | 0:00 | #0 Steve Samson | Other |

Anthony NAVY BLUE Fouls

| Period | Clock | Player | Foul |
|------------|-------|--------------------|-------------|
| 1st Period | 0:00 | #4 Chris Anthony | Other (Def) |
| 1st Period | 0:00 | #4 Chris Anthony | Other (Def) |
| 1st Period | 0:00 | #0 Sha Walker | Other (Def) |
| 1st Period | 0:00 | #12 Rob Jones | Other (Def) |
| 1st Period | 0:00 | #0 Sha Walker | Other (Def) |
| 1st Period | 0:00 | #0 Sha Walker | Other (Def) |
| 2nd Period | 0:00 | #4 Chris Anthony | Other (Def) |
| 2nd Period | 0:00 | #13 Lamar Mitchell | Other (Def) |
| 2nd Period | 0:00 | #13 Lamar Mitchell | Other (Def) |
| 2nd Period | 0:00 | #3 Montez Ginyard | Other (Def) |
| 2nd Period | 0:00 | #10 Laron Williams | Other (Def) |
| 2nd Period | 0:00 | #0 Sha Walker | Other (Def) |
| 2nd Period | 0:00 | #3 Montez Ginyard | Other (Def) |
| 2nd Period | 0:00 | #10 Laron Williams | Other (Def) |
| 2nd Period | 0:00 | #12 Rob Jones | Other (Def) |
| 2nd Period | 0:00 | #12 Rob Jones | Other (Def) |
| 2nd Period | 0:00 | #12 Rob Jones | Other (Def) |