


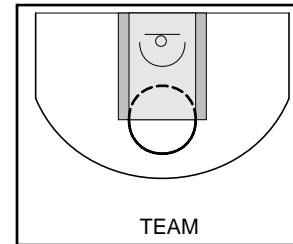
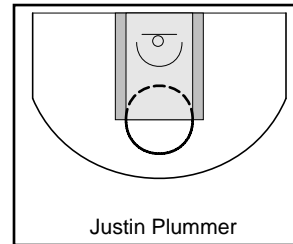
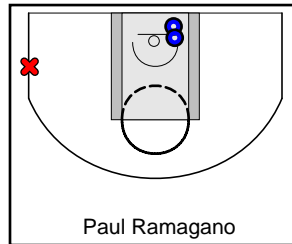
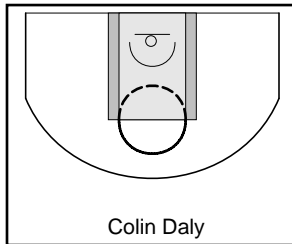
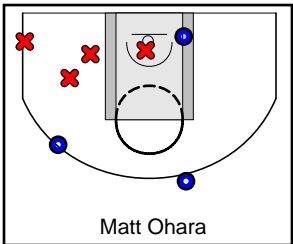
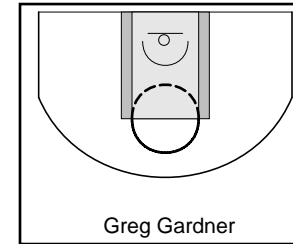
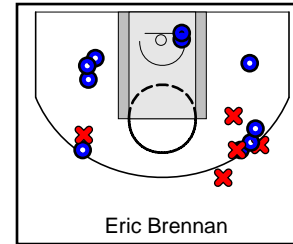
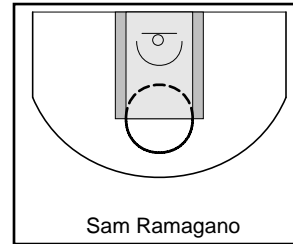
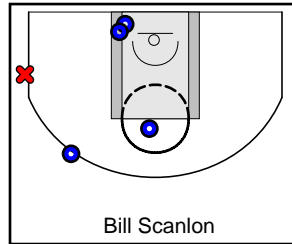
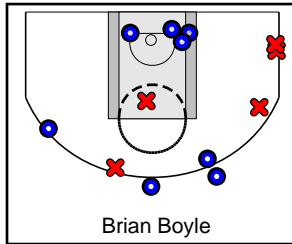
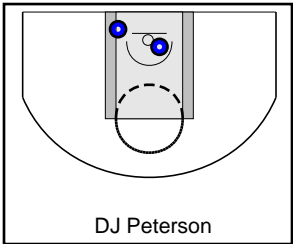
Teal

6/26/18 Teal at Navy Blue

	1	2	T
Teal	48	28	76
Navy Blue	28	35	63




#	Name	G	MIN	FGM	FGA	FG%	2PM	2PA	2P%	3PM	3PA	3P%	FTM	FTA	FT%	OREB	DREB	REB	AST	STL	BLK	DEF	TO	PF	CHG	PM	PTS
3	DJ Peterson	1	0	2	2	1.000	2	2	1.000	0	0	.000	0	0	.000	1	10	11	3	0	0	0	2	4	0	26	4
4	Brian Boyle	1	0	8	13	.615	4	5	.800	4	8	.500	0	0	.000	0	2	2	2	1	0	1	2	3	0	17	20
5	Bill Scanlon	1	0	4	5	.800	3	3	1.000	1	2	.500	0	0	.000	3	1	4	1	0	0	0	0	0	0	9	9
10	Sam Ramagano	0	0	0	0	.000	0	0	.000	0	0	.000	0	0	.000	0	0	0	0	0	0	0	0	0	0	0	0
11	Eric Brennan	1	0	10	15	.667	6	7	.857	4	8	.500	2	2	1.000	0	6	6	5	1	0	2	3	2	0	16	26
12	Greg Gardner	0	0	0	0	.000	0	0	.000	0	0	.000	0	0	.000	0	0	0	0	0	0	0	0	0	0	0	0
12	Matt Ohara	1	0	3	7	.429	1	4	.250	2	3	.667	4	6	.667	0	5	5	6	0	1	1	2	0	0	13	12
13	Colin Daly	0	0	0	0	.000	0	0	.000	0	0	.000	0	0	.000	0	0	0	0	0	0	0	0	0	0	0	0
14	Paul Ramagano	1	0	2	3	.667	1	1	1.000	1	2	.500	0	0	.000	0	0	0	0	0	0	0	0	1	0	-7	5
20	Justin Plummer	1	0	0	0	.000	0	0	.000	0	0	.000	0	0	.000	0	1	1	2	0	0	0	2	1	0	6	0
	TEAM	1	0	0	0	.000	0	0	.000	0	0	.000	0	0	.000	1	1	2	0	0	0	0	0	0	0	0	0
	TOTALS	1	0	29	45	.644	17	22	.773	12	23	.522	6	8	.750	5	26	31	19	2	1	4	11	11	0	13	76



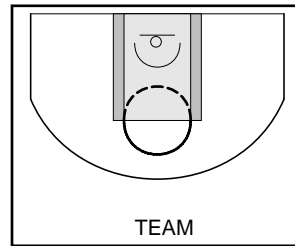
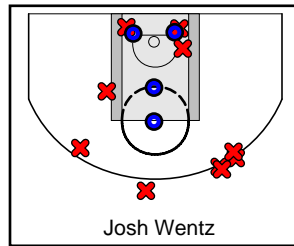
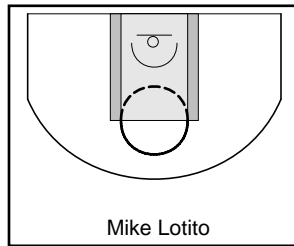
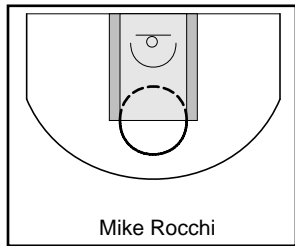
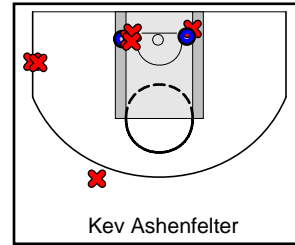
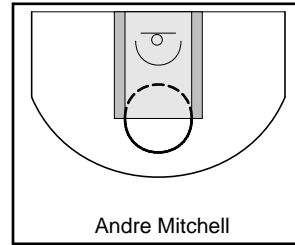
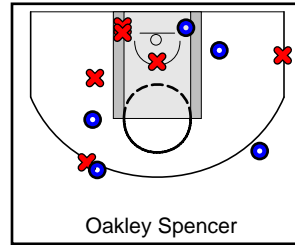
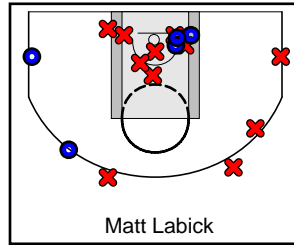
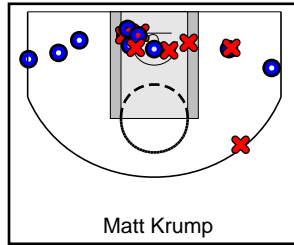
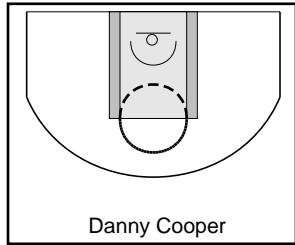
Navy Blue

6/26/18 Teal at Navy Blue

	1	2	T
Teal	48	28	76
Navy Blue	28	35	63



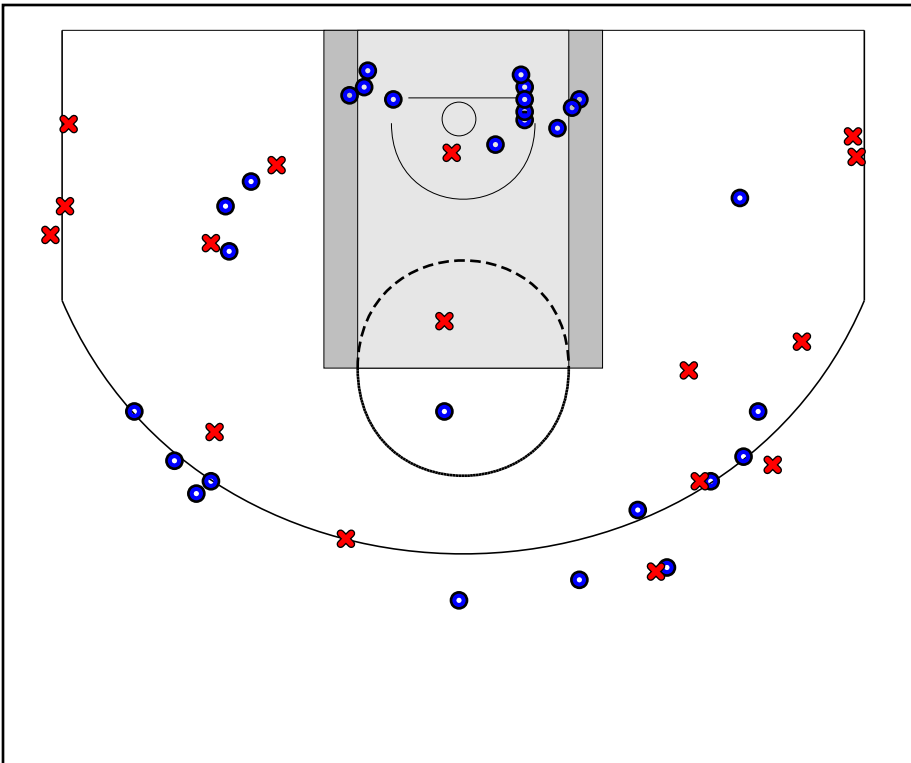
#	Name	G	MIN	FGM	FGA	FG%	2PM	2PA	2P%	3PM	3PA	3P%	FTM	FTA	FT%	OREB	DREB	REB	AST	STL	BLK	DEF	TO	PF	CHG	PM	PTS
0	Danny Cooper	0	0	0	0	.000	0	0	.000	0	0	.000	0	0	.000	0	0	0	0	0	0	0	0	0	0	0	0
0	Matt Krump	1	0	10	17	.588	8	14	.571	2	3	.667	1	2	.500	3	4	7	1	0	0	1	0	1	0	-16	23
4	Matt Labick	1	0	5	16	.312	3	10	.300	2	6	.333	1	2	.500	1	5	6	3	1	0	2	2	1	0	-16	13
5	Oakley Spencer	1	0	5	12	.417	3	7	.429	2	5	.400	0	0	.000	2	2	4	3	4	0	3	1	4	0	-16	12
10	Andre Mitchell	0	0	0	0	.000	0	0	.000	0	0	.000	0	0	.000	0	0	0	0	0	0	0	0	0	0	0	
11	Kev Ashenfelter	1	0	2	9	.222	2	6	.333	0	3	.000	3	4	.750	6	0	6	1	2	0	3	2	3	0	-16	7
12	Mike Rocchi	0	0	0	0	.000	0	0	.000	0	0	.000	0	0	.000	0	0	0	0	0	0	0	0	0	0	0	
13	Mike Lotito	0	0	0	0	.000	0	0	.000	0	0	.000	0	0	.000	0	0	0	0	0	0	0	0	0	0	0	
15	Josh Wentz	1	0	4	14	.286	4	8	.500	0	6	.000	0	3	.000	3	4	7	7	2	0	2	0	3	0	-16	8
	TEAM	1	0	0	0	.000	0	0	.000	0	0	.000	0	0	.000	1	0	1	0	0	0	0	0	0	0	0	
	TOTALS	1	0	26	68	.382	20	45	.444	6	23	.261	5	11	.455	16	15	31	15	9	0	11	5	12	0	-13	63



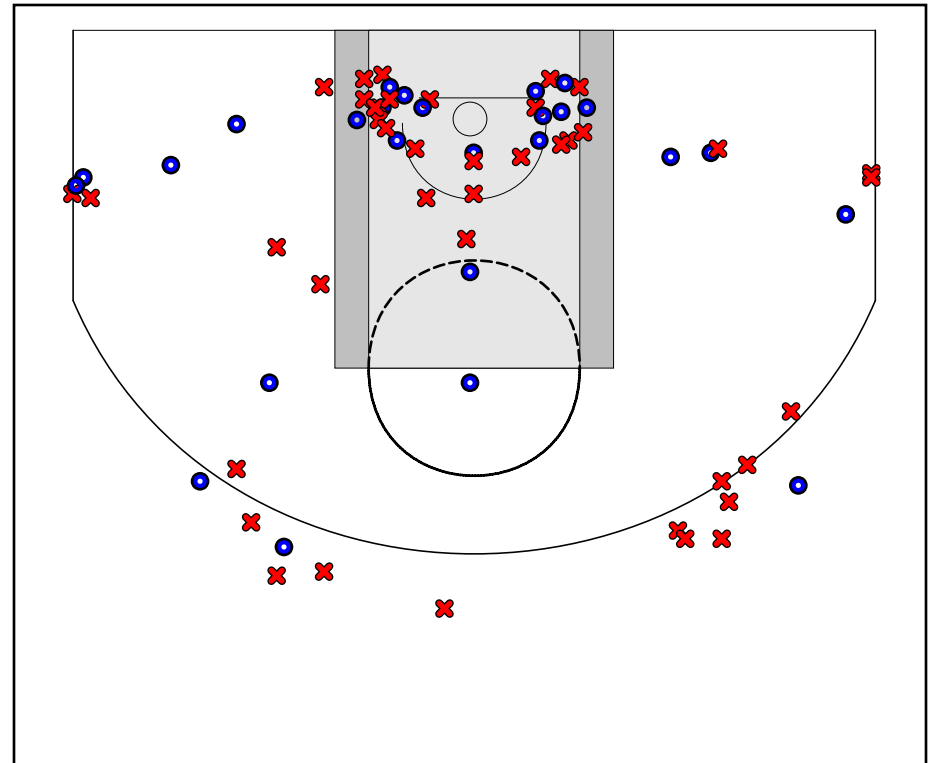
Game Summary Comparison

Statistic	Teal	Navy Blue
Points	76	63
<i>Field Goals</i>	29 / 45	26 / 68
<i>2 Point</i>	17 / 22	20 / 45
<i>3 Point</i>	12 / 23	6 / 23
<i>Free Throws</i>	6 / 8	5 / 11
Assists	19	15
Rebounds	31	31
<i>Offensive</i>	5	16
<i>Defensive</i>	26	15
Blocks	1	0
Steals	2	9
Deflections	4	11
Turnovers	11	5
Charges Taken	0	0
Personal Fouls	11	12

Teal



Navy Blue



Teal Turnovers

Period	Clock	Player	Turnover Type
1st Period	0:00	#20 Justin Plummer	Other
1st Period	0:00	#20 Justin Plummer	Other
1st Period	0:00	#3 DJ Peterson	Other
1st Period	0:00	#11 Eric Brennan	Other
1st Period	0:00	#11 Eric Brennan	Other
2nd Period	0:00	#4 Brian Boyle	Other
2nd Period	0:00	#12 Matt Ohara	Other
2nd Period	0:00	#12 Matt Ohara	Other
2nd Period	0:00	#11 Eric Brennan	Other
2nd Period	0:00	#4 Brian Boyle	Other
2nd Period	0:00	#3 DJ Peterson	Other

Teal Fouls

Period	Clock	Player	Foul
1st Period	0:00	#20 Justin Plummer	Other (Def)
1st Period	0:00	#4 Brian Boyle	Other (Def)
1st Period	0:00	#4 Brian Boyle	Adjustment (Removed)
1st Period	0:00	#3 DJ Peterson	Other (Def)
1st Period	0:00	#4 Brian Boyle	Other (Def)
1st Period	0:00	#3 DJ Peterson	Other (Def)
1st Period	0:00	#4 Brian Boyle	Other (Def)
1st Period	0:00	#11 Eric Brennan	Other (Def)
2nd Period	0:00	#4 Brian Boyle	Other (Def)
2nd Period	0:00	#11 Eric Brennan	Other (Def)
2nd Period	0:00	#3 DJ Peterson	Other (Def)
2nd Period	0:00	#3 DJ Peterson	Other (Def)
2nd Period	0:00	#14 Paul Ramagano	Other (Def)

Navy Blue Turnovers

Period	Clock	Player	Turnover Type
1st Period	0:00	#4 Matt Labick	Other
1st Period	0:00	#4 Matt Labick	Other
1st Period	0:00	#11 Kev Ashenfelter	Other
2nd Period	0:00	#11 Kev Ashenfelter	Other
2nd Period	0:00	#5 Oakley Spencer	Other

Navy Blue Fouls

Period	Clock	Player	Foul
1st Period	0:00	#5 Oakley Spencer	Other (Def)
1st Period	0:00	#15 Josh Wentz	Other (Def)
1st Period	0:00	#15 Josh Wentz	Other (Def)
2nd Period	0:00	#11 Kev Ashenfelter	Other (Def)
2nd Period	0:00	#11 Kev Ashenfelter	Other (Def)
2nd Period	0:00	#11 Kev Ashenfelter	Other (Def)
2nd Period	0:00	#0 Matt Krump	Other (Def)
2nd Period	0:00	#5 Oakley Spencer	Other (Def)
2nd Period	0:00	#5 Oakley Spencer	Other (Def)
2nd Period	0:00	#5 Oakley Spencer	Other (Def)
2nd Period	0:00	#4 Matt Labick	Other (Def)
2nd Period	0:00	#15 Josh Wentz	Other (Def)