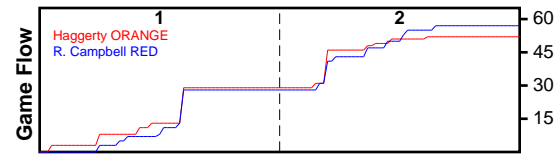


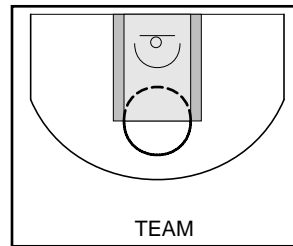
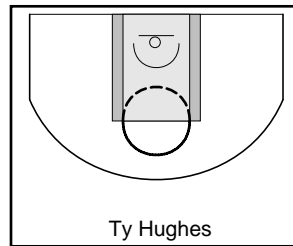
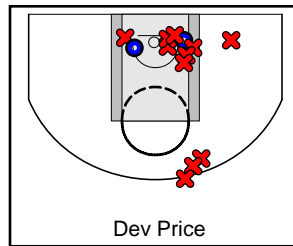
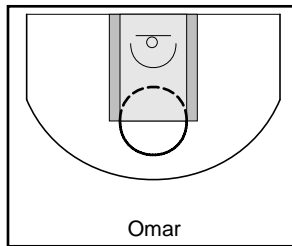
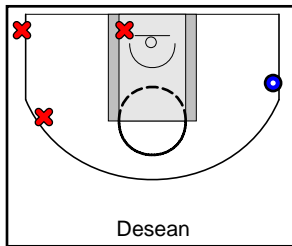
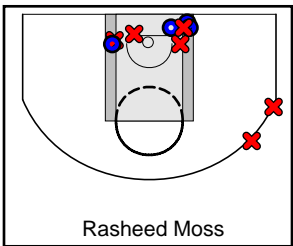
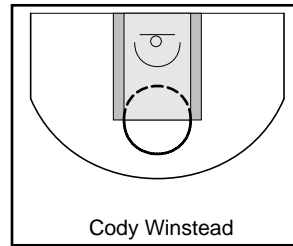
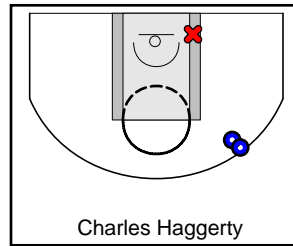
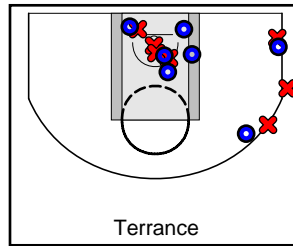

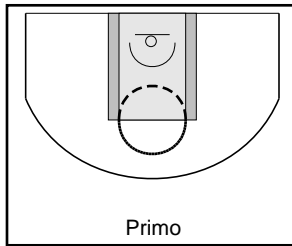
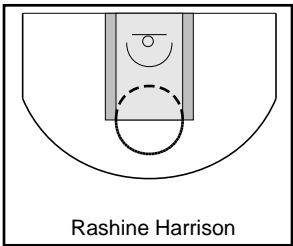
Haggerty ORANGE

6/26/17 Haggerty ORANGE at R. Campbell RED

	1	2	T
Haggerty	29	23	52
R. Campbell RED	28	29	57



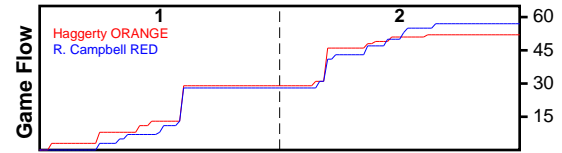
#	Name	G	MIN	FGM	FGA	FG%	2PM	2PA	2P%	3PM	3PA	3P%	FTM	FTA	FT%	OREB	DREB	REB	AST	STL	BLK	DEF	TO	PF	CHG	PM	PTS
0	Rashine Harrison	0	0	0	0	.000	0	0	.000	0	0	.000	0	0	.000	0	0	0	0	0	0	0	0	0	0	0	0
0	Primo	0	0	0	0	.000	0	0	.000	0	0	.000	0	0	.000	0	0	0	0	0	0	0	0	0	0	0	0
3	Terron Shands	1	40	7	18	.389	7	14	.500	0	4	.000	0	2	.000	2	3	5	2	4	0	1	2	1	0	-2	14
4	Terrance	1	40	7	14	.500	5	9	.556	2	5	.400	2	3	.667	6	3	9	2	4	1	1	0	2	0	-2	18
5	Charles Haggerty	1	32	2	3	.667	0	1	.000	2	2	1.000	0	0	.000	0	0	0	0	1	0	0	1	1	0	2	6
11	Cody Winstead	0	0	0	0	.000	0	0	.000	0	0	.000	0	0	.000	0	0	0	0	0	0	0	0	0	0	0	0
12	Rasheed Moss	1	28	4	10	.400	4	8	.500	0	2	.000	1	2	.500	0	3	3	1	0	0	1	0	3	0	-12	9
13	Desean	1	13	0	3	.000	0	1	.000	0	2	.000	0	0	.000	0	1	1	0	0	0	0	1	2	0	10	0
14	Omar	0	0	0	0	.000	0	0	.000	0	0	.000	0	0	.000	0	0	0	0	0	0	0	0	0	0	0	0
15	Dev Price	1	40	2	13	.154	2	10	.200	0	3	.000	1	4	.250	2	8	10	4	0	3	1	5	5	0	-2	5
55	Ty Hughes	1	9	0	0	.000	0	0	.000	0	0	.000	0	0	.000	0	3	3	1	0	1	0	2	0	0	-4	0
	TEAM	0	0	0	0	.000	0	0	.000	0	0	.000	0	0	.000	0	0	0	0	0	0	0	0	0	0	0	0
	TOTALS	1	40	22	61	.361	18	43	.419	4	18	.222	4	11	.364	10	21	31	10	9	5	4	11	14	0	-5	52



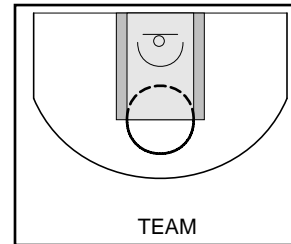
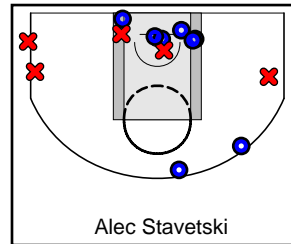
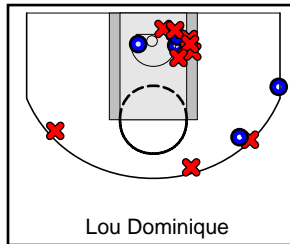
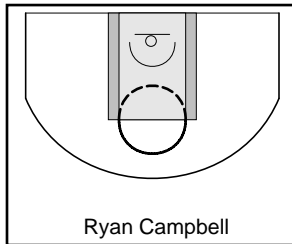
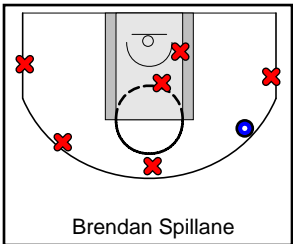
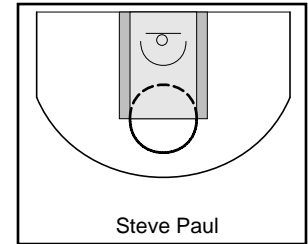
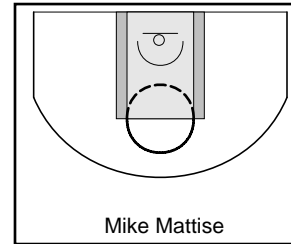
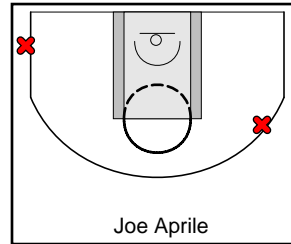
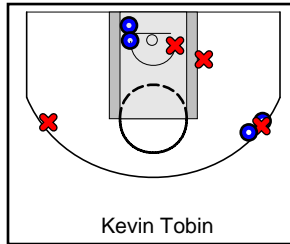
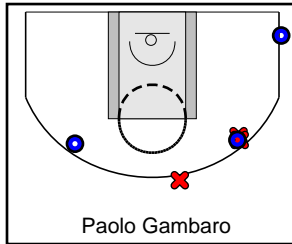
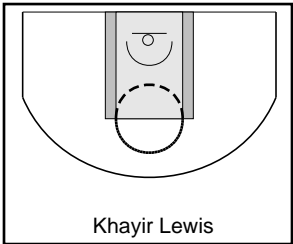
R. Campbell RED

6/26/17 Haggerty ORANGE at R. Campbell RED

	1	2	T
Haggerty	29	23	52
R. Campbell RED	28	29	57



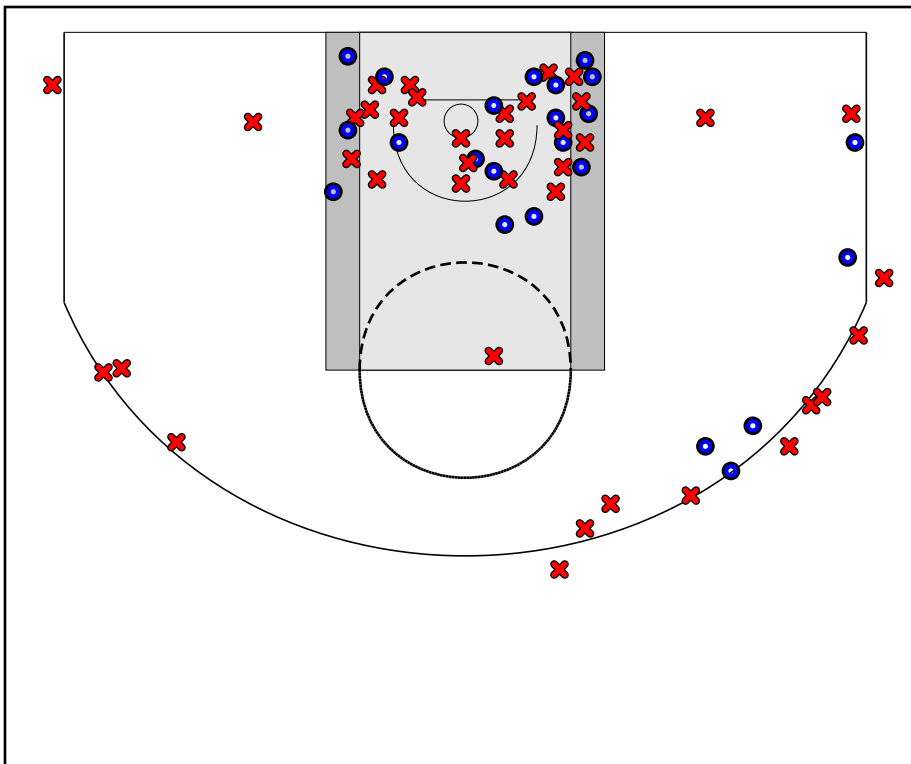
#	Name	G	MIN	FGM	FGA	FG%	2PM	2PA	2P%	3PM	3PA	3P%	FTM	FTA	FT%	OREB	DREB	REB	AST	STL	BLK	DEF	TO	PF	CHG	PM	PTS
0	Khayir Lewis	0	0	0	0	.000	0	0	.000	0	0	.000	0	0	.000	0	0	0	0	0	0	0	0	0	0	0	0
3	Paolo Gambaro	1	29	3	6	.500	0	0	.000	3	6	.500	0	2	.000	0	2	2	1	4	0	1	2	3	0	-3	9
4	Kevin Tobin	1	40	4	8	.500	2	4	.500	2	4	.500	1	2	.500	2	5	7	2	1	1	0	2	3	0	2	11
5	Joe Aprile	1	23	0	2	.000	0	0	.000	0	2	.000	0	0	.000	0	0	0	0	0	0	0	0	0	0	2	0
10	Mike Mattise	0	0	0	0	.000	0	0	.000	0	0	.000	0	0	.000	0	0	0	0	0	0	0	0	0	0	0	0
11	Steve Paul	0	0	0	0	.000	0	0	.000	0	0	.000	0	0	.000	0	0	0	0	0	0	0	0	0	0	0	0
12	Brendan Spillane	1	30	1	7	.143	0	3	.000	1	4	.250	0	0	.000	0	1	1	1	0	0	0	4	1	0	5	3
13	Ryan Campbell	0	0	0	0	.000	0	0	.000	0	0	.000	0	0	.000	0	0	0	0	0	0	0	0	0	0	0	0
14	Lou Dominique	1	40	5	16	.312	3	11	.273	2	5	.400	0	2	.000	3	9	12	7	1	1	1	1	2	0	2	12
15	Alec Stavetski	1	40	8	13	.615	6	8	.750	2	5	.400	4	6	.667	2	9	11	1	1	0	0	2	2	0	2	22
	TEAM	1	0	0	0	.000	0	0	.000	0	0	.000	0	0	.000	2	1	3	0	0	0	0	1	0	0	0	0
	TOTALS	1	40	21	52	.404	11	26	.423	10	26	.385	5	12	.417	9	27	36	12	7	2	2	12	11	0	5	57



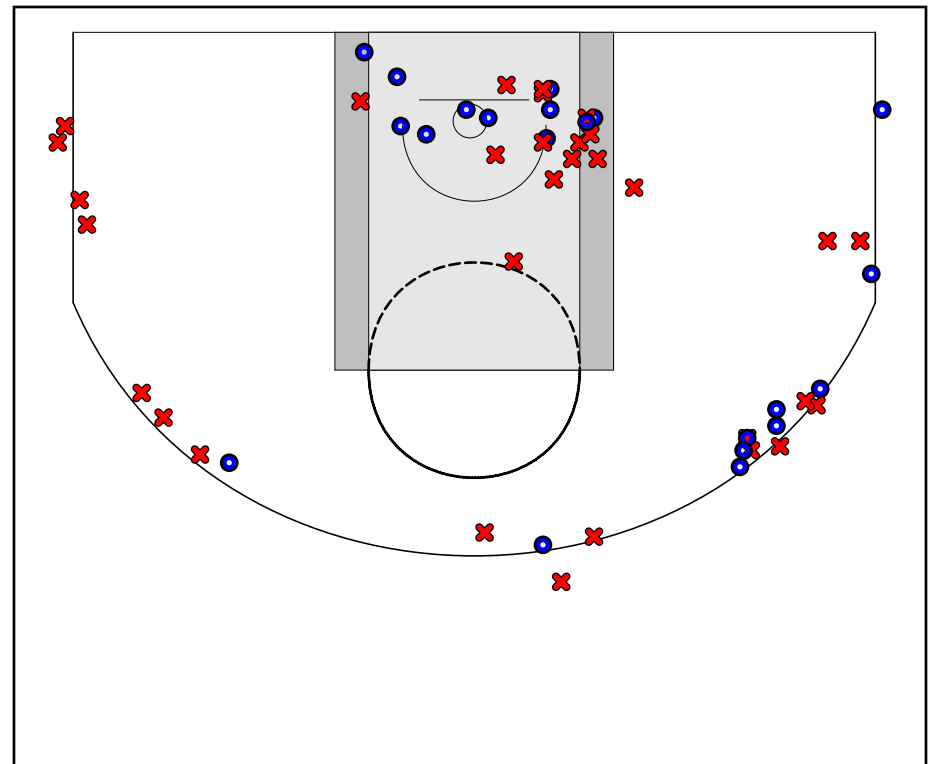
Game Summary Comparison

Statistic	Haggerty ORANGE	R. Campbell RED
Points	52	57
<i>Field Goals</i>	22 / 61	21 / 52
<i>2 Point</i>	18 / 43	11 / 26
<i>3 Point</i>	4 / 18	10 / 26
<i>Free Throws</i>	4 / 11	5 / 12
Assists	10	12
Rebounds	31	36
<i>Offensive</i>	10	9
<i>Defensive</i>	21	27
Blocks	5	2
Steals	9	7
Deflections	4	2
Turnovers	11	12
Charges Taken	0	0
Personal Fouls	14	11

Haggerty ORANGE



R. Campbell RED



Haggerty ORANGE Turnovers

Period	Clock	Player	Turnover Type
1st Period	12:53	#13 Desean	Other
1st Period	11:07	#5 Charles Haggerty	Other
1st Period	7:42	#3 Terron Shands	Other
2nd Period	15:53	#3 Terron Shands	Other
2nd Period	15:53	#15 Dev Price	Other
2nd Period	14:47	#15 Dev Price	Other
2nd Period	11:40	#15 Dev Price	Other
2nd Period	11:26	#15 Dev Price	Other
2nd Period	10:54	#15 Dev Price	Other
2nd Period	9:22	#55 Ty Hughes	Other
2nd Period	7:34	#55 Ty Hughes	Other

Haggerty ORANGE Fouls

Period	Clock	Player	Foul
1st Period	15:00	#13 Desean	Other (Def)
1st Period	14:44	#15 Dev Price	Other (Def)
1st Period	13:40	#13 Desean	Other (Def)
1st Period	10:04	#15 Dev Price	Other (Def)
1st Period	7:42	#5 Charles Haggerty	Other (Def)
1st Period	7:42	#4 Terrance	Other (Def)
2nd Period	12:35	#12 Rasheed Moss	Other (Def)
2nd Period	9:59	#4 Terrance	Other (Def)
2nd Period	7:24	#12 Rasheed Moss	Other (Def)
2nd Period	7:24	#3 Terron Shands	Other (Def)
2nd Period	7:19	#15 Dev Price	Other (Def)
2nd Period	7:17	#15 Dev Price	Other (Def)
2nd Period	6:55	#12 Rasheed Moss	Other (Def)
2nd Period	6:27	#15 Dev Price	Other (Def)

R. Campbell RED Turnovers

Period	Clock	Player	Turnover Type
1st Period	17:23	#3 Paolo Gambaro	Other
1st Period	14:44	#4 Kevin Tobin	Other
1st Period	8:37	#15 Alec Stavetski	Other
1st Period	7:42	#3 Paolo Gambaro	Other
1st Period	7:42	#12 Brendan Spillane	Other
1st Period	7:42	#14 Lou Dominique	Other
2nd Period	15:53	#4 Kevin Tobin	Other
2nd Period	15:18	#12 Brendan Spillane	Other
2nd Period	12:35	#15 Alec Stavetski	Other
2nd Period	7:45	#12 Brendan Spillane	Other
2nd Period	7:24	#12 Brendan Spillane	Other
2nd Period	7:24	Team	Other

R. Campbell RED Fouls

Period	Clock	Player	Foul
1st Period	14:24	#3 Paolo Gambaro	Other (Def)
1st Period	7:42	#4 Kevin Tobin	Other (Def)
1st Period	7:42	#14 Lou Dominique	Other (Def)
2nd Period	15:53	#14 Lou Dominique	Other (Def)
2nd Period	15:43	#4 Kevin Tobin	Other (Def)
2nd Period	15:43	#15 Alec Stavetski	Other (Def)
2nd Period	12:35	#15 Alec Stavetski	Other (Def)
2nd Period	12:11	#4 Kevin Tobin	Other (Def)
2nd Period	7:58	#3 Paolo Gambaro	Other (Def)
2nd Period	7:45	#3 Paolo Gambaro	Other (Def)
2nd Period	7:24	#12 Brendan Spillane	Other (Def)
2nd Period	7:24	#15 Alec Stavetski	Other (Def)
2nd Period	6:09	#15 Alec Stavetski	Adjustment (Removed)