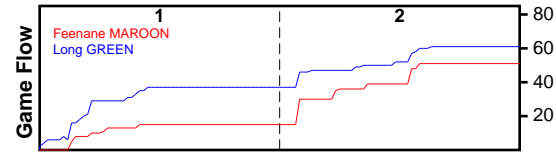


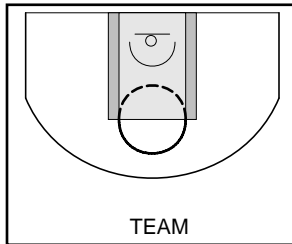
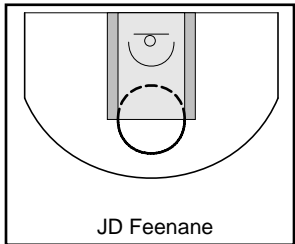
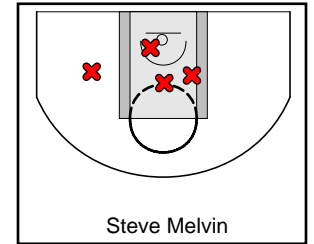
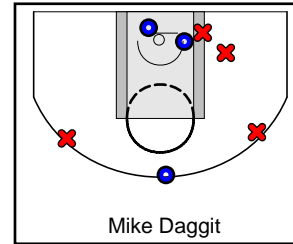
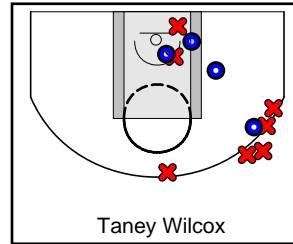
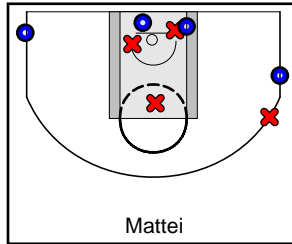
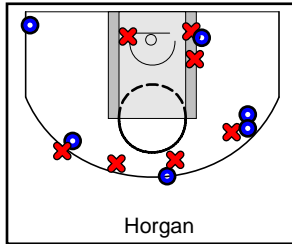
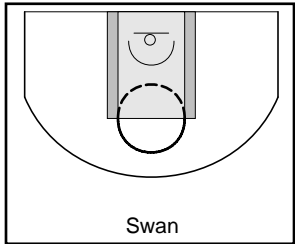
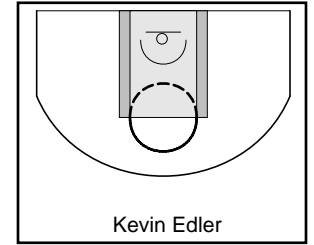
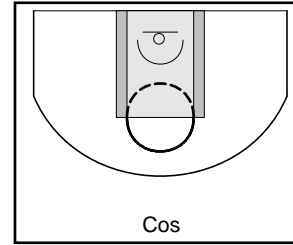
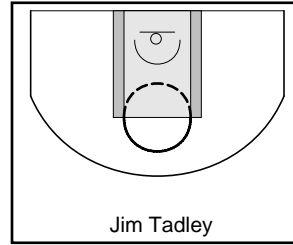
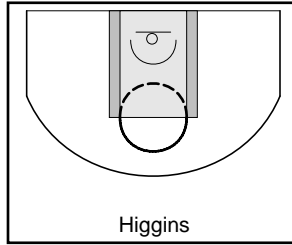
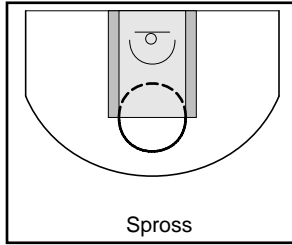
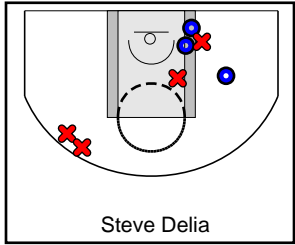
Feenane MAROON

6/26/17 Feenane MAROON at Long GREEN

	1	2	T
Feenane	15	36	51
Long GREEN	37	24	61



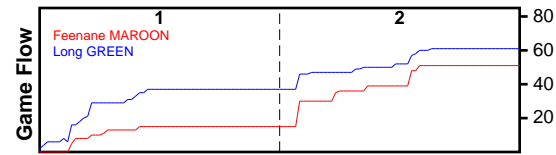
#	Name	G	MIN	FGM	FGA	FG%	2PM	2PA	2P%	3PM	3PA	3P%	FTM	FTA	FT%	OREB	DREB	REB	AST	STL	BLK	DEF	TO	PF	CHG	PM	PTS
0	Steve Delia	1	27	3	7	.429	3	5	.600	0	2	.000	0	0	.000	0	1	1	0	0	0	0	0	1	0	-9	6
00	Spross	0	0	0	0	.000	0	0	.000	0	0	.000	0	0	.000	0	0	0	0	0	0	0	0	0	0	0	0
0	Higgins	0	0	0	0	.000	0	0	.000	0	0	.000	0	0	.000	0	0	0	0	0	0	0	0	0	0	0	0
0	Jim Tadley	0	0	0	0	.000	0	0	.000	0	0	.000	0	0	.000	0	0	0	0	0	0	0	0	0	0	0	0
0	Cos	0	0	0	0	.000	0	0	.000	0	0	.000	0	0	.000	0	0	0	0	0	0	0	0	0	0	0	0
0	Kevin Edler	0	0	0	0	.000	0	0	.000	0	0	.000	0	0	.000	0	0	0	0	0	0	0	0	0	0	0	0
0	Swan	0	0	0	0	.000	0	0	.000	0	0	.000	0	0	.000	0	0	0	0	0	0	0	0	0	0	0	0
0	Horgan	1	40	6	13	.462	1	4	.250	5	9	.556	0	0	.000	0	4	4	1	2	1	0	1	1	0	-13	17
1	Mattei	1	38	4	8	.500	2	5	.400	2	3	.667	1	2	.500	0	1	1	3	0	2	1	1	4	0	-2	11
5	Taney Wilcox	1	23	4	11	.364	3	5	.600	1	6	.167	1	2	.500	0	4	4	2	0	1	0	1	4	0	-5	10
10	Mike Daggit	1	39	3	7	.429	2	4	.500	1	3	.333	0	0	.000	2	2	4	2	0	0	0	1	2	0	-14	7
11	Steve Melvin	1	33	0	4	.000	0	4	.000	0	0	.000	0	0	.000	1	1	2	0	1	0	0	1	5	0	-12	0
12	JD Feenane	1	3	0	0	.000	0	0	.000	0	0	.000	0	0	.000	0	0	0	0	0	0	0	0	0	0	-10	0
	TEAM	0	0	0	0	.000	0	0	.000	0	0	.000	0	0	.000	0	0	0	0	0	0	0	0	0	0	0	0
	TOTALS	1	40	20	50	.400	11	27	.407	9	23	.391	2	4	.500	3	13	16	8	3	4	1	5	17	0	-10	51



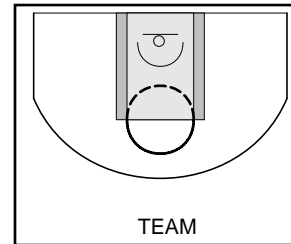
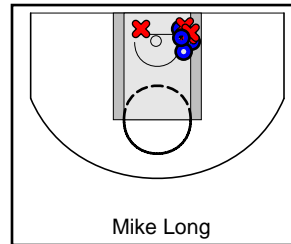
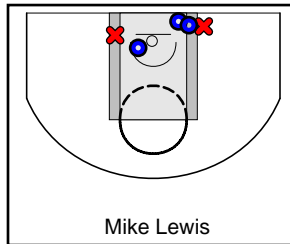
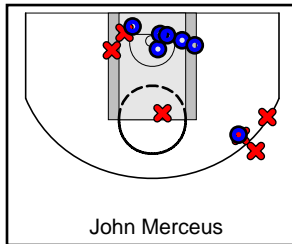
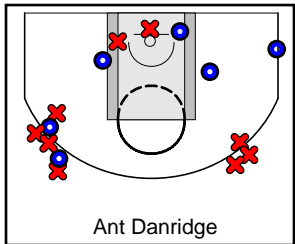
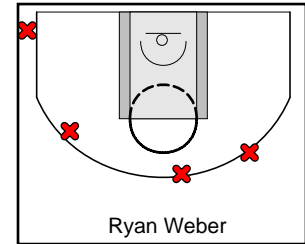
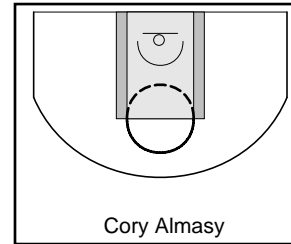
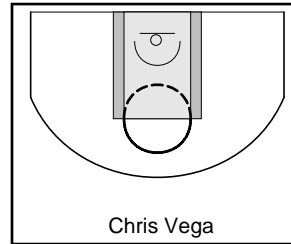
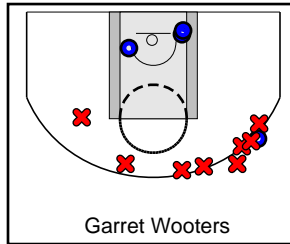
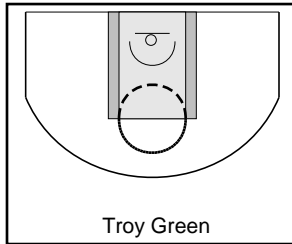
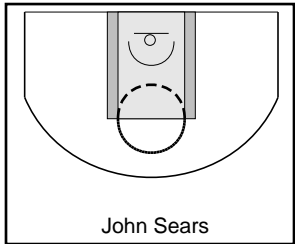
Long GREEN

6/26/17 Feenane MAROON at Long GREEN

	1	2	T
Feenane	15	36	51
Long GREEN	37	24	61



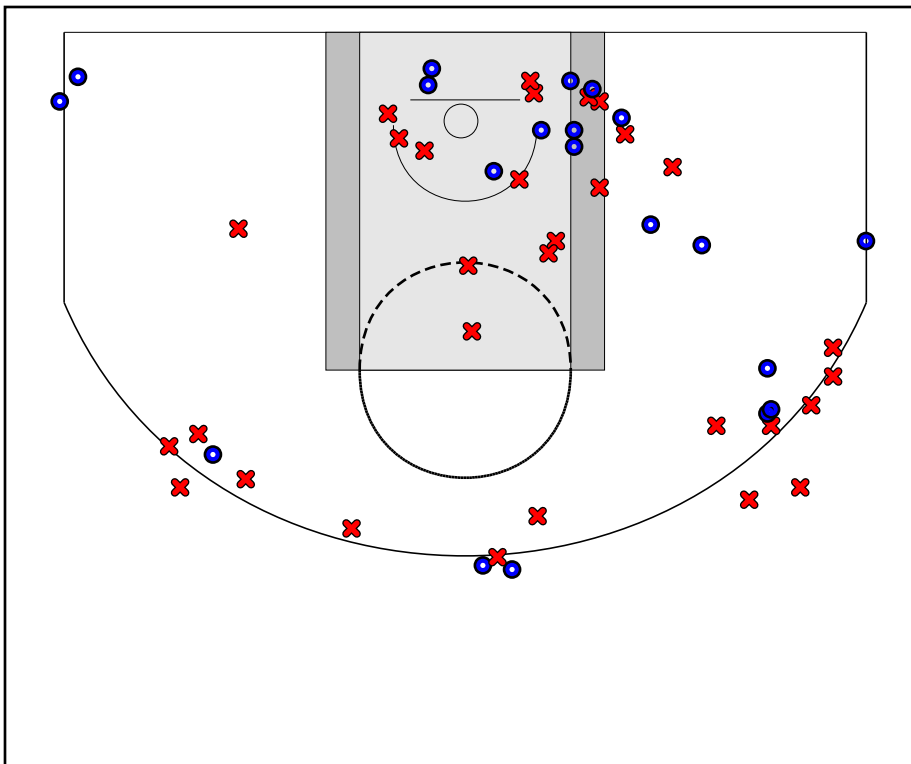
#	Name	G	MIN	FGM	FGA	FG%	2PM	2PA	2P%	3PM	3PA	3P%	FTM	FTA	FT%	OREB	DREB	REB	AST	STL	BLK	DEF	TO	PF	CHG	PM	PTS
0	John Sears	0	0	0	0	.000	0	0	.000	0	0	.000	0	0	.000	0	0	0	0	0	0	0	0	0	0	0	0
3	Troy Green	0	0	0	0	.000	0	0	.000	0	0	.000	0	0	.000	0	0	0	0	0	0	0	0	0	0	0	0
4	Garret Wooters	1	38	4	12	.333	3	4	.750	1	8	.125	1	2	.500	0	1	1	0	0	0	0	0	0	0	5	10
5	Chris Vega	0	0	0	0	.000	0	0	.000	0	0	.000	0	0	.000	0	0	0	0	0	0	0	0	0	0	0	0
10	Cory Almasy	0	0	0	0	.000	0	0	.000	0	0	.000	0	0	.000	0	0	0	0	0	0	0	0	0	0	0	0
11	Ryan Weber	1	24	0	4	.000	0	0	.000	0	4	.000	0	1	.000	2	6	8	0	0	0	0	1	1	0	9	0
13	Ant Danridge	1	34	6	15	.400	3	5	.600	3	10	.300	3	3	1.000	0	3	3	0	0	0	0	0	0	0	16	18
14	John Merceus	1	40	6	12	.500	6	9	.667	0	3	.000	6	11	.545	3	8	11	1	1	1	0	2	1	0	13	18
15	Mike Lewis	1	29	3	5	.600	3	5	.600	0	0	.000	1	2	.500	4	8	12	1	0	0	0	2	1	0	4	7
20	Mike Long	1	38	4	8	.500	4	8	.500	0	0	.000	0	1	.000	6	2	8	0	2	0	0	0	1	0	18	8
	TEAM	1	0	0	0	.000	0	0	.000	0	0	.000	0	0	.000	0	1	1	0	0	0	0	0	0	0	0	0
	TOTALS	1	40	23	56	.411	19	31	.613	4	25	.160	11	20	.550	15	29	44	2	3	1	0	5	4	0	10	61



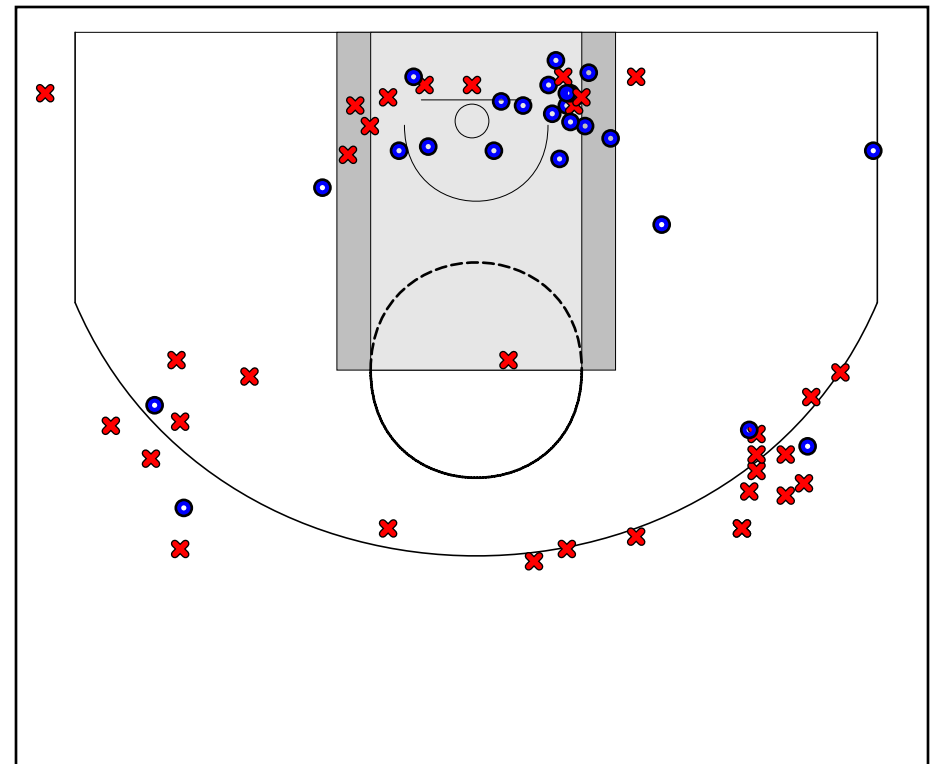
Game Summary Comparison

Statistic	Feenane MAROON	Long GREEN
Points	51	61
<i>Field Goals</i>	20 / 50	23 / 56
<i>2 Point</i>	11 / 27	19 / 31
<i>3 Point</i>	9 / 23	4 / 25
<i>Free Throws</i>	2 / 4	11 / 20
Assists	8	2
Rebounds	16	44
<i>Offensive</i>	3	15
<i>Defensive</i>	13	29
Blocks	4	1
Steals	3	3
Deflections	1	0
Turnovers	5	5
Charges Taken	0	0
Personal Fouls	17	4

Feenane MAROON



Long GREEN



Feenane MAROON Turnovers

Period	Clock	Player	Turnover Type
1st Period	19:58	#10 Mike Daggit	Other
1st Period	18:46	#11 Steve Melvin	Other
1st Period	18:00	#0 Horgan	Other
1st Period	17:03	#5 Taney Wilcox	Other
2nd Period	10:28	#1 Mattei	Other

Feenane MAROON Fouls

Period	Clock	Player	Foul
1st Period	19:54	#5 Taney Wilcox	Other (Def)
1st Period	19:20	#0 Horgan	Other (Def)
1st Period	17:03	#5 Taney Wilcox	Other (Def)
1st Period	16:13	#5 Taney Wilcox	Other (Def)
1st Period	16:10	#5 Taney Wilcox	Other (Tech)
1st Period	15:40	#0 Steve Delia	Other (Tech)
1st Period	12:53	#11 Steve Melvin	Other (Def)
2nd Period	18:08	#1 Mattei	Other (Def)
2nd Period	18:08	#1 Mattei	Other (Def)
2nd Period	17:19	#11 Steve Melvin	Other (Def)
2nd Period	16:43	#11 Steve Melvin	Other (Def)
2nd Period	15:28	#10 Mike Daggit	Other (Def)
2nd Period	13:05	#11 Steve Melvin	Other (Def)
2nd Period	8:42	#1 Mattei	Other (Def)
2nd Period	8:34	#10 Mike Daggit	Other (Def)
2nd Period	7:51	#1 Mattei	Other (Def)
2nd Period	7:18	#11 Steve Melvin	Other (Def)

Long GREEN Turnovers

Period	Clock	Player	Turnover Type
1st Period	18:37	#14 John Merceus	Other
2nd Period	18:08	#14 John Merceus	Other
2nd Period	16:52	#15 Mike Lewis	Other
2nd Period	8:42	#15 Mike Lewis	Other
2nd Period	8:42	#11 Ryan Weber	Other

Long GREEN Fouls

Period	Clock	Player	Foul
1st Period	19:58	#20 Mike Long	Other (Def)
1st Period	19:25	#20 Mike Long	Adjustment (Removed)
1st Period	17:03	#11 Ryan Weber	Other (Def)
1st Period	14:41	#20 Mike Long	Other (Def)
2nd Period	12:30	#14 John Merceus	Other (Def)
2nd Period	11:33	#15 Mike Lewis	Other (Def)