


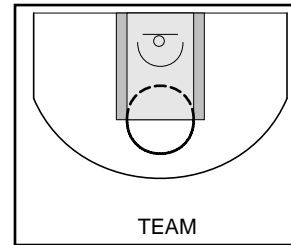
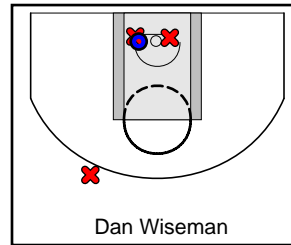
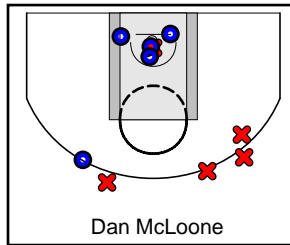
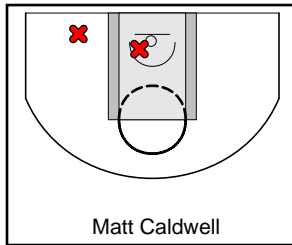
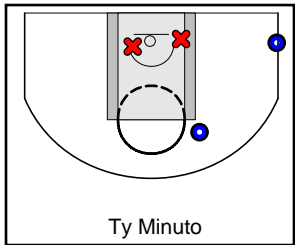
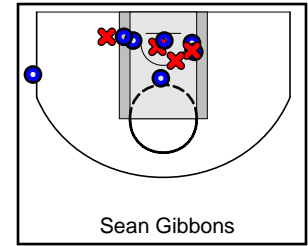
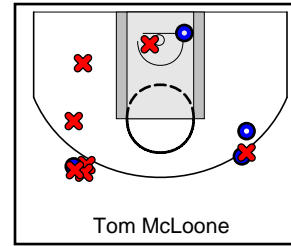
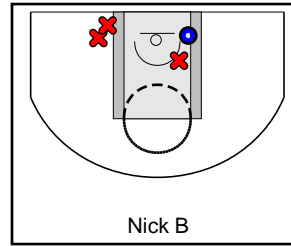
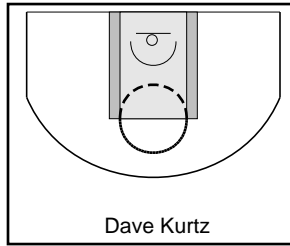
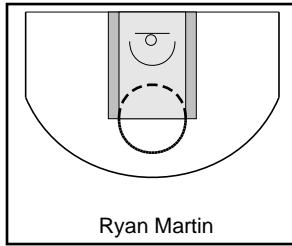
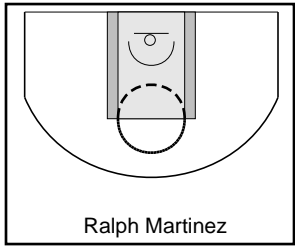
# Grey B

6/25/18 Grey B at Orange B

	1	OT1	T
Grey B	27	23	50
Orange B	29	28	57



#	Name	G	MIN	FGM	FGA	FG%	2PM	2PA	2P%	3PM	3PA	3P%	FTM	FTA	FT%	OREB	DREB	REB	AST	STL	BLK	DEF	TO	PF	CHG	PM	PTS
3	Ralph Martinez	0	0	0	0	.000	0	0	.000	0	0	.000	0	0	.000	0	0	0	0	0	0	0	0	0	0	0	0
4	Ryan Martin	0	0	0	0	.000	0	0	.000	0	0	.000	0	0	.000	0	0	0	0	0	0	0	0	0	0	0	0
5	Dave Kurtz	0	0	0	0	.000	0	0	.000	0	0	.000	0	0	.000	0	0	0	0	0	0	0	0	0	0	0	0
10	Nick B	1	0	1	4	.250	1	4	.250	0	0	.000	1	1	1.000	1	1	2	0	1	0	1	1	2	0	0	3
11	Tom McLoone	1	0	4	11	.364	1	3	.333	3	8	.375	2	2	1.000	0	3	3	0	0	0	2	1	4	0	0	13
12	Sean Gibbons	1	0	7	11	.636	6	10	.600	1	1	1.000	0	0	.000	4	7	11	1	1	1	0	2	2	0	-1	15
13	Ty Minuto	1	0	2	4	.500	1	3	.333	1	1	1.000	1	2	.500	0	0	0	2	3	0	0	2	2	0	-3	6
14	Matt Caldwell	1	0	0	2	.000	0	2	.000	0	0	.000	0	0	.000	0	3	3	0	0	0	0	2	3	0	-10	0
20	Dan McLoone	1	0	5	10	.500	4	5	.800	1	5	.200	0	0	.000	1	6	7	0	0	0	0	0	2	0	-6	11
21	Dan Wiseman	1	0	1	4	.250	1	3	.333	0	1	.000	0	0	.000	1	3	4	1	0	0	0	0	4	0	-15	2
	TEAM	0	0	0	0	.000	0	0	.000	0	0	.000	0	0	.000	0	0	0	0	0	0	0	0	0	0	0	
	<b>TOTALS</b>	<b>1</b>	<b>0</b>	<b>20</b>	<b>46</b>	<b>.435</b>	<b>14</b>	<b>30</b>	<b>.467</b>	<b>6</b>	<b>16</b>	<b>.375</b>	<b>4</b>	<b>5</b>	<b>.800</b>	<b>7</b>	<b>23</b>	<b>30</b>	<b>4</b>	<b>5</b>	<b>1</b>	<b>3</b>	<b>8</b>	<b>19</b>	<b>0</b>	<b>-7</b>	<b>50</b>



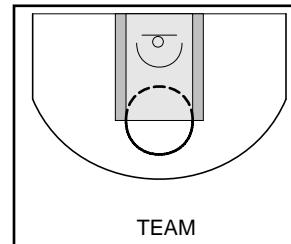
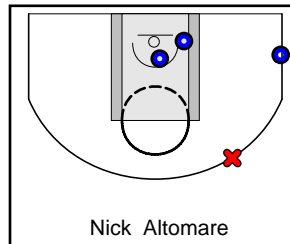
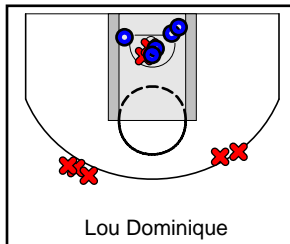
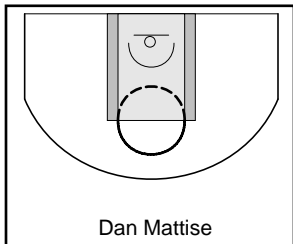
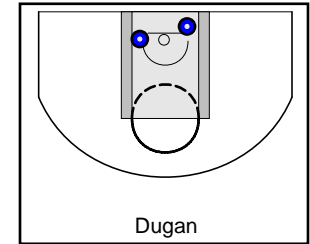
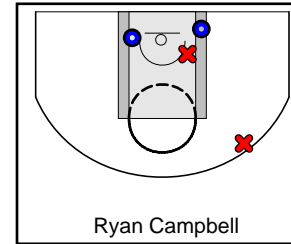
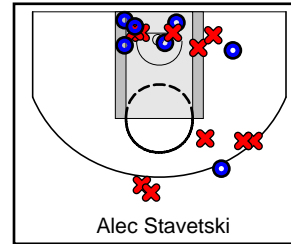
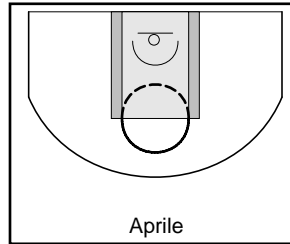
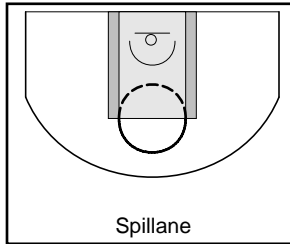
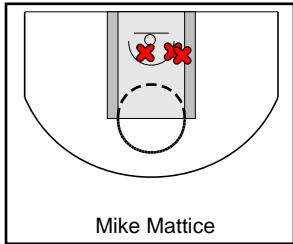
# Orange B

6/25/18 Grey B at Orange B

	1	OT1	T
Grey B	27	23	50
Orange B	29	28	57



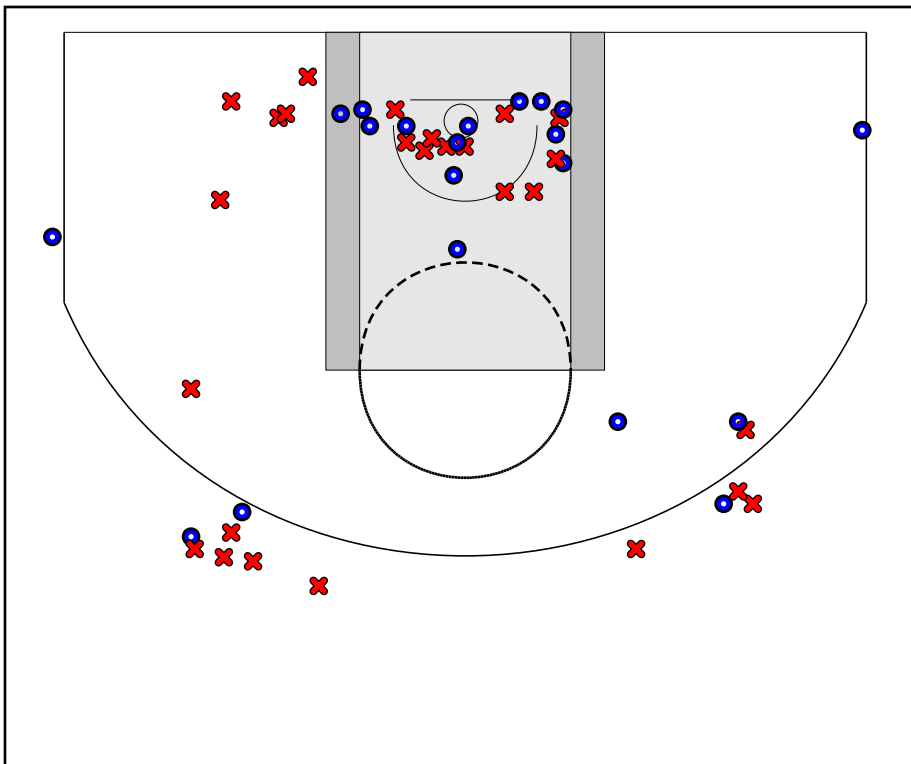
#	Name	G	MIN	FGM	FGA	FG%	2PM	2PA	2P%	3PM	3PA	3P%	FTM	FTA	FT%	OREB	DREB	REB	AST	STL	BLK	DEF	TO	PF	CHG	PM	PTS
3	Mike Mattice	1	0	0	3	.000	0	3	.000	0	0	.000	0	0	.000	0	0	0	0	0	0	0	0	2	0	8	0
4	Spillane	0	0	0	0	.000	0	0	.000	0	0	.000	0	0	.000	0	0	0	0	0	0	0	0	0	0	0	0
5	Aprile	0	0	0	0	.000	0	0	.000	0	0	.000	0	0	.000	0	0	0	0	0	0	0	0	0	0	0	0
10	Alec Stavetski	1	0	7	17	.412	6	12	.500	1	5	.200	10	12	.833	3	5	8	4	1	1	0	4	1	0	7	25
11	Ryan Campbell	1	0	2	4	.500	2	3	.667	0	1	.000	1	2	.500	1	1	2	1	0	0	0	1	0	0	3	5
12	Dugan	1	0	2	2	1.000	2	2	1.000	0	0	.000	2	4	.500	1	2	3	0	0	0	0	0	0	0	6	6
13	Dan Mattise	0	0	0	0	.000	0	0	.000	0	0	.000	0	0	.000	0	0	0	0	0	0	0	0	0	0	0	0
14	Lou Dominique	1	0	5	12	.417	5	7	.714	0	5	.000	4	7	.571	0	4	4	2	0	1	0	3	0	0	7	14
22	Nick Altomare	1	0	3	4	.750	2	2	1.000	1	2	.500	0	2	.000	0	7	7	0	0	0	1	0	2	0	4	7
	TEAM	1	0	0	0	.000	0	0	.000	0	0	.000	0	0	.000	1	2	3	0	0	0	0	0	0	0	0	0
	<b>TOTALS</b>	<b>1</b>	<b>0</b>	<b>19</b>	<b>42</b>	<b>.452</b>	<b>17</b>	<b>29</b>	<b>.586</b>	<b>2</b>	<b>13</b>	<b>.154</b>	<b>17</b>	<b>27</b>	<b>.630</b>	<b>6</b>	<b>21</b>	<b>27</b>	<b>7</b>	<b>1</b>	<b>2</b>	<b>1</b>	<b>8</b>	<b>5</b>	<b>0</b>	<b>7</b>	<b>57</b>



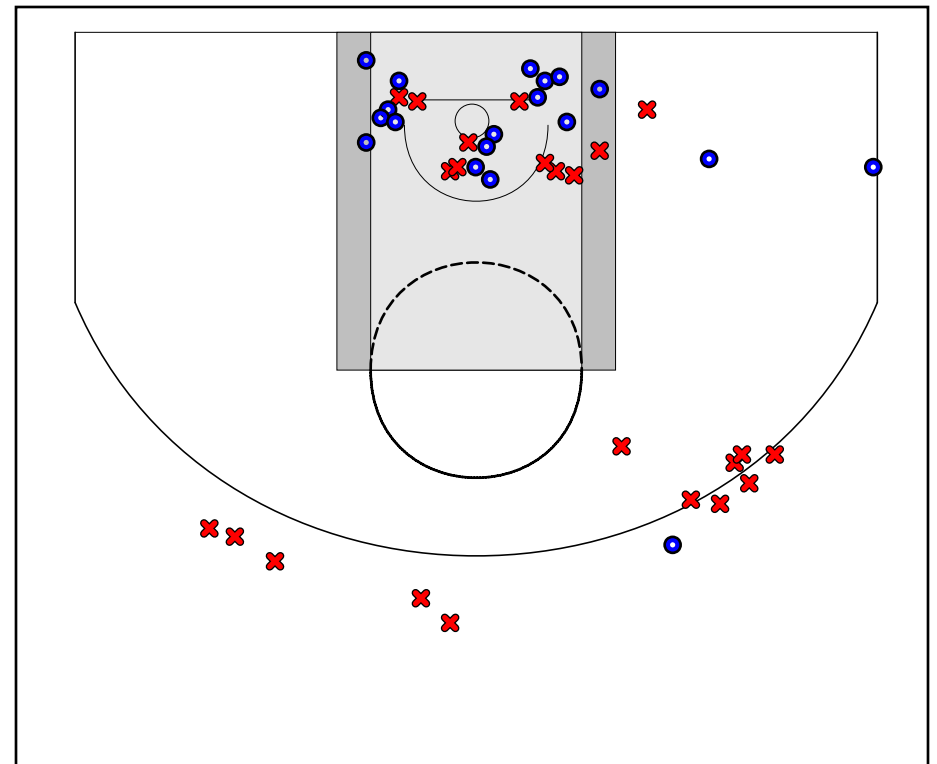
## Game Summary Comparison

Statistic	Grey B	Orange B
Points	50	57
<i>Field Goals</i>	20 / 46	19 / 42
<i>2 Point</i>	14 / 30	17 / 29
<i>3 Point</i>	6 / 16	2 / 13
<i>Free Throws</i>	4 / 5	17 / 27
Assists	4	7
Rebounds	30	27
<i>Offensive</i>	7	6
<i>Defensive</i>	23	21
Blocks	1	2
Steals	5	1
Deflections	3	1
Turnovers	8	8
Charges Taken	0	0
Personal Fouls	19	5

Grey B



Orange B



### Grey B Turnovers

Period	Clock	Player	Turnover Type
1st Period	0:00	#12 Sean Gibbons	Other
1st Period	0:00	#12 Sean Gibbons	Other
2nd Period	0:00	#11 Tom McLoone	Other
2nd Period	0:00	#14 Matt Caldwell	Other
2nd Period	0:00	#13 Ty Minuto	Other
2nd Period	0:00	#10 Nick B	Other
2nd Period	0:00	#14 Matt Caldwell	Other
2nd Period	0:00	#13 Ty Minuto	Other

### Grey B Fouls

Period	Clock	Player	Foul
1st Period	0:00	#20 Dan McLoone	Other (Def)
1st Period	0:00	#11 Tom McLoone	Other (Def)
1st Period	0:00	#14 Matt Caldwell	Other (Def)
1st Period	0:00	#14 Matt Caldwell	Other (Def)
1st Period	0:00	#21 Dan Wiseman	Other (Def)
1st Period	0:00	#10 Nick B	Other (Tech)
1st Period	0:00	#10 Nick B	Other (Def)
1st Period	0:00	#11 Tom McLoone	Other (Def)
2nd Period	0:00	#13 Ty Minuto	Other (Def)
2nd Period	0:00	#14 Matt Caldwell	Other (Def)
2nd Period	0:00	#21 Dan Wiseman	Other (Def)
2nd Period	0:00	#12 Sean Gibbons	Other (Def)
2nd Period	0:00	#12 Sean Gibbons	Other (Def)
2nd Period	0:00	#20 Dan McLoone	Other (Def)
2nd Period	0:00	#13 Ty Minuto	Other (Def)
2nd Period	0:00	#21 Dan Wiseman	Other (Tech)
2nd Period	0:00	#21 Dan Wiseman	Other (Tech)
2nd Period	0:00	#11 Tom McLoone	Other (Def)
2nd Period	0:00	#11 Tom McLoone	Other (Def)

### Orange B Turnovers

Period	Clock	Player	Turnover Type
1st Period	0:00	#14 Lou Dominique	Other
1st Period	0:00	#14 Lou Dominique	Other
1st Period	0:00	#10 Alec Stavetski	Other
1st Period	0:00	#10 Alec Stavetski	Other
1st Period	0:00	#11 Ryan Campbell	Other
2nd Period	0:00	#14 Lou Dominique	Other
2nd Period	0:00	#10 Alec Stavetski	Other
2nd Period	0:00	#10 Alec Stavetski	Other

### Orange B Fouls

Period	Clock	Player	Foul
1st Period	0:00	#10 Alec Stavetski	Other (Def)
1st Period	0:00	#3 Mike Mattice	Other (Def)
2nd Period	0:00	#22 Nick Altomare	Other (Def)
2nd Period	0:00	#3 Mike Mattice	Other (Def)
2nd Period	0:00	#22 Nick Altomare	Other (Def)