

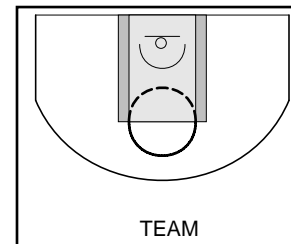
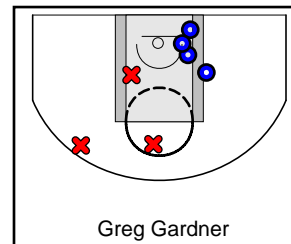
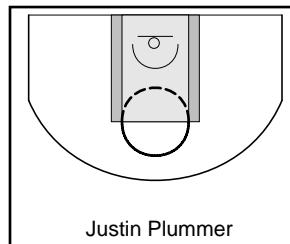

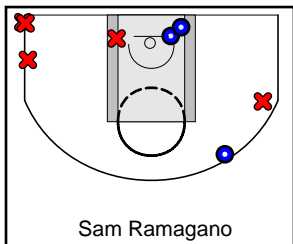
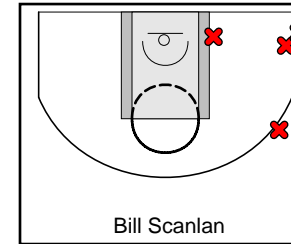
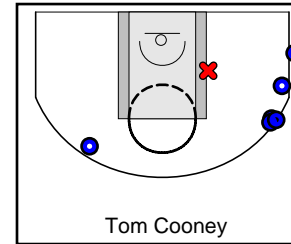
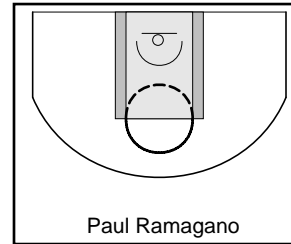

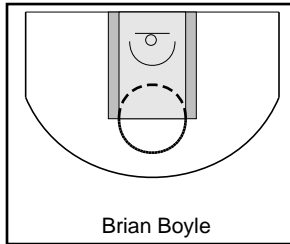
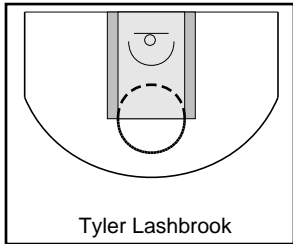
# Boyle TEAL

6/22/17 Boyle TEAL at Grant BLACK

	1	2	T
Boyle TEAL	28	20	48
Grant BLACK	25	30	55




#	Name	G	MIN	FGM	FGA	FG%	2PM	2PA	2P%	3PM	3PA	3P%	FTM	FTA	FT%	OREB	DREB	REB	AST	STL	BLK	DEF	TO	PF	CHG	PM	PTS
3	Tyler Lashbrook	0	0	0	0	.000	0	0	.000	0	0	.000	0	0	.000	0	0	0	0	0	0	0	0	0	0	0	0
4	Brian Boyle	0	0	0	0	.000	0	0	.000	0	0	.000	0	0	.000	0	0	0	0	0	0	0	0	0	0	0	0
5	Eric Brennan	1	0	4	17	.235	3	11	.273	1	6	.167	0	0	.000	2	11	13	3	3	2	1	8	4	0	-7	9
10	Paul Ramagano	0	0	0	0	.000	0	0	.000	0	0	.000	0	0	.000	0	0	0	0	0	0	0	0	0	0	0	0
11	Tom Cooney	1	0	6	7	.857	0	1	.000	6	6	1.000	0	0	.000	0	2	2	1	0	0	0	2	1	0	-7	18
12	Bill Scanlan	1	0	0	4	.000	0	2	.000	0	2	.000	0	0	.000	0	1	1	1	0	0	1	3	4	0	-7	0
13	Sam Ramagano	1	0	3	8	.375	2	3	.667	1	5	.200	0	0	.000	0	1	1	3	2	0	1	4	2	0	-7	7
14	Lijah Thompson	0	0	0	0	.000	0	0	.000	0	0	.000	0	0	.000	0	0	0	0	0	0	0	0	0	0	0	0
15	Justin Plummer	0	0	0	0	.000	0	0	.000	0	0	.000	0	0	.000	0	0	0	0	0	0	0	0	0	0	0	0
20	Greg Gardner	1	0	4	7	.571	4	6	.667	0	1	.000	6	6	1.000	3	11	14	1	0	1	1	3	2	0	-7	14
	TEAM	1	0	0	0	.000	0	0	.000	0	0	.000	0	0	.000	0	2	2	0	0	0	0	0	0	0	0	0
	<b>TOTALS</b>	<b>1</b>	<b>0</b>	<b>17</b>	<b>43</b>	<b>.395</b>	<b>9</b>	<b>23</b>	<b>.391</b>	<b>8</b>	<b>20</b>	<b>.400</b>	<b>6</b>	<b>6</b>	<b>1.000</b>	<b>5</b>	<b>28</b>	<b>33</b>	<b>9</b>	<b>5</b>	<b>3</b>	<b>4</b>	<b>20</b>	<b>13</b>	<b>0</b>	<b>-7</b>	<b>48</b>



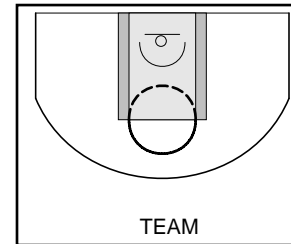
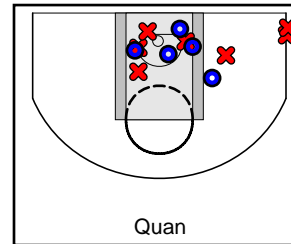
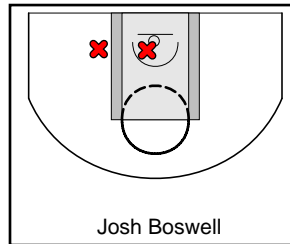
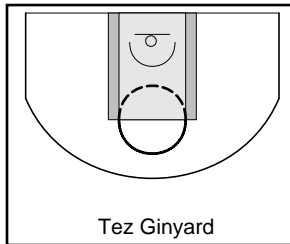
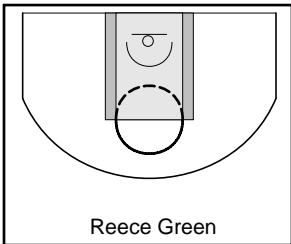
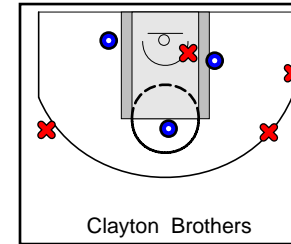
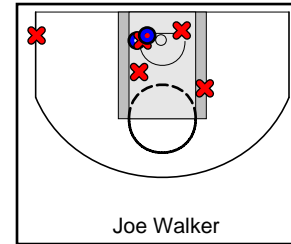
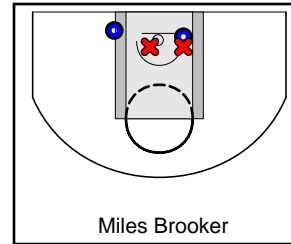

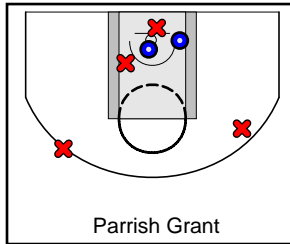
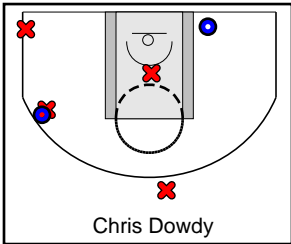
# Grant BLACK

6/22/17 Boyle TEAL at Grant BLACK

	1	2	T
Boyle TEAL	28	20	48
Grant BLACK	25	30	55



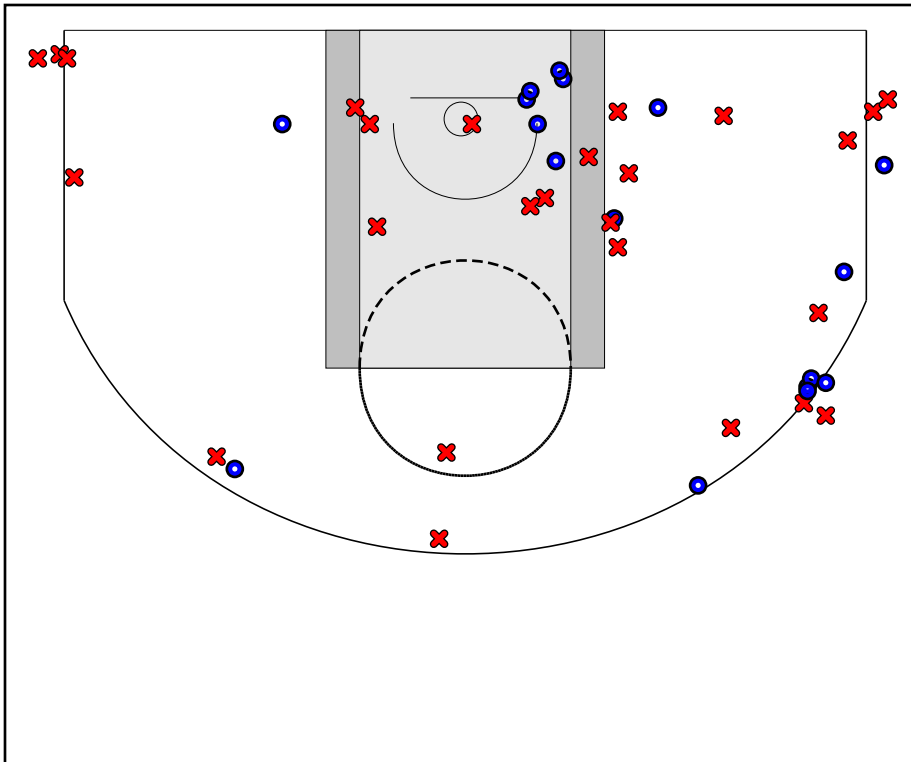
#	Name	G	MIN	FGM	FGA	FG%	2PM	2PA	2P%	3PM	3PA	3P%	FTM	FTA	FT%	OREB	DREB	REB	AST	STL	BLK	DEF	TO	PF	CHG	PM	PTS
3	Chris Dowdy	1	0	2	6	.333	1	2	.500	1	4	.250	0	0	.000	1	2	3	0	0	0	0	0	0	0	-12	5
4	Parrish Grant	1	0	2	6	.333	2	4	.500	0	2	.000	3	4	.750	2	6	8	5	1	0	1	1	0	0	4	7
5	Mike Wilson	1	0	7	15	.467	5	8	.625	2	7	.286	0	2	.000	0	1	1	1	2	0	6	1	4	0	11	16
10	Miles Brooker	1	0	2	4	.500	2	4	.500	0	0	.000	0	0	.000	1	1	2	1	1	0	1	0	1	0	17	4
11	Joe Walker	1	0	2	7	.286	2	6	.333	0	1	.000	1	4	.250	3	5	8	1	2	0	1	0	2	0	-6	5
12	Clayton Brothers	1	0	3	7	.429	3	4	.750	0	3	.000	0	0	.000	0	1	1	0	1	0	0	3	2	0	-10	6
13	Reece Green	0	0	0	0	.000	0	0	.000	0	0	.000	0	0	.000	0	0	0	0	0	0	0	0	0	0	0	0
14	Tez Ginyard	0	0	0	0	.000	0	0	.000	0	0	.000	0	0	.000	0	0	0	0	0	0	0	0	0	0	0	0
15	Josh Boswell	1	0	0	2	.000	0	2	.000	0	0	.000	0	0	.000	0	1	1	0	0	0	1	1	2	0	18	0
20	Quan	1	0	5	12	.417	5	10	.500	0	2	.000	2	2	1.000	1	4	5	1	5	2	1	2	0	0	13	12
	TEAM	1	0	0	0	.000	0	0	.000	0	0	.000	0	0	.000	0	1	1	0	0	0	0	0	0	0	0	0
	<b>TOTALS</b>	<b>1</b>	<b>0</b>	<b>23</b>	<b>59</b>	<b>.390</b>	<b>20</b>	<b>40</b>	<b>.500</b>	<b>3</b>	<b>19</b>	<b>.158</b>	<b>6</b>	<b>12</b>	<b>.500</b>	<b>8</b>	<b>22</b>	<b>30</b>	<b>9</b>	<b>12</b>	<b>2</b>	<b>11</b>	<b>8</b>	<b>11</b>	<b>0</b>	<b>7</b>	<b>55</b>



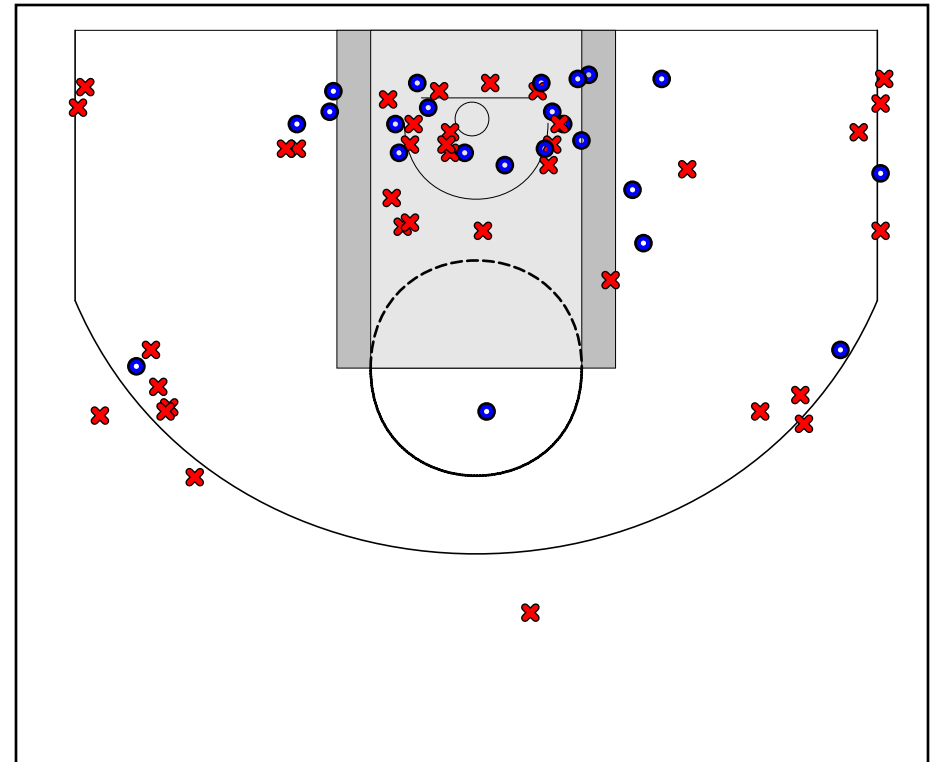
## Game Summary Comparison

Statistic	Boyle TEAL	Grant BLACK
Points	48	55
<i>Field Goals</i>	17 / 43	23 / 59
<i>2 Point</i>	9 / 23	20 / 40
<i>3 Point</i>	8 / 20	3 / 19
<i>Free Throws</i>	6 / 6	6 / 12
Assists	9	9
Rebounds	33	30
<i>Offensive</i>	5	8
<i>Defensive</i>	28	22
Blocks	3	2
Steals	5	12
Deflections	4	11
Turnovers	20	8
Charges Taken	0	0
Personal Fouls	13	11

Boyle TEAL



Grant BLACK



### Boyle TEAL Turnovers

Period	Clock	Player	Turnover Type
1st Period	0:00	#5 Eric Brennan	Other
1st Period	0:00	#11 Tom Cooney	Other
1st Period	0:00	#5 Eric Brennan	Other
1st Period	0:00	#20 Greg Gardner	Other
1st Period	0:00	#13 Sam Ramagano	Other
2nd Period	0:00	#12 Bill Scanlan	Other
2nd Period	0:00	#11 Tom Cooney	Other
2nd Period	0:00	#5 Eric Brennan	Other
2nd Period	0:00	#5 Eric Brennan	Other
2nd Period	0:00	#5 Eric Brennan	Other
2nd Period	0:00	#20 Greg Gardner	Other
2nd Period	0:00	#13 Sam Ramagano	Other
2nd Period	0:00	#13 Sam Ramagano	Other
2nd Period	0:00	#12 Bill Scanlan	Other
2nd Period	0:00	#5 Eric Brennan	Other
2nd Period	0:00	#20 Greg Gardner	Other
2nd Period	0:00	#5 Eric Brennan	Other

### Boyle TEAL Fouls

Period	Clock	Player	Foul
1st Period	0:00	#13 Sam Ramagano	Other (Off)
1st Period	0:00	#20 Greg Gardner	Other (Def)
2nd Period	0:00	#12 Bill Scanlan	Other (Off)
2nd Period	0:00	#5 Eric Brennan	Other (Def)
2nd Period	0:00	#5 Eric Brennan	Other (Def)
2nd Period	0:00	#5 Eric Brennan	Other (Def)
2nd Period	0:00	#11 Tom Cooney	Other (Def)
2nd Period	0:00	#13 Sam Ramagano	Other (Def)
2nd Period	0:00	#12 Bill Scanlan	Other (Def)
2nd Period	0:00	#5 Eric Brennan	Other (Def)
2nd Period	0:00	#20 Greg Gardner	Other (Def)
2nd Period	0:00	#12 Bill Scanlan	Other (Def)
2nd Period	0:00	#12 Bill Scanlan	Other (Def)

### Grant BLACK Turnovers

Period	Clock	Player	Turnover Type
1st Period	0:00	#12 Clayton Brothers	Other
1st Period	0:00	#4 Parrish Grant	Other
1st Period	0:00	#12 Clayton Brothers	Other
1st Period	0:00	#15 Josh Boswell	Other
2nd Period	0:00	#20 Quan	Other
2nd Period	0:00	#20 Quan	Other

### Grant BLACK Fouls

Period	Clock	Player	Foul
1st Period	0:00	#11 Joe Walker	Other (Def)
1st Period	0:00	#11 Joe Walker	Other (Def)
1st Period	0:00	#15 Josh Boswell	Other (Def)
1st Period	0:00	#5 Mike Wilson	Other (Def)
1st Period	0:00	#12 Clayton Brothers	Other (Def)
2nd Period	0:00	#5 Mike Wilson	Other (Off)
2nd Period	0:00	#12 Clayton Brothers	Other (Off)
2nd Period	0:00	#10 Miles Brooker	Other (Def)
2nd Period	0:00	#5 Mike Wilson	Other (Def)
2nd Period	0:00	#5 Mike Wilson	Other (Def)
2nd Period	0:00	#15 Josh Boswell	Other (Def)