

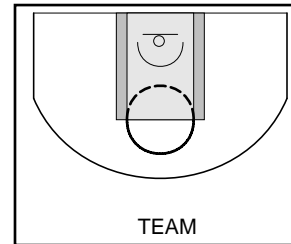
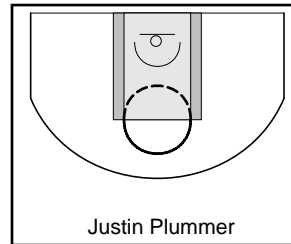
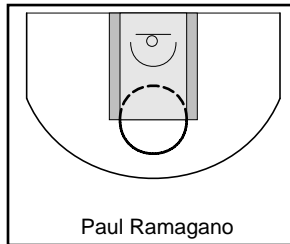
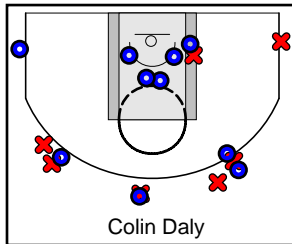
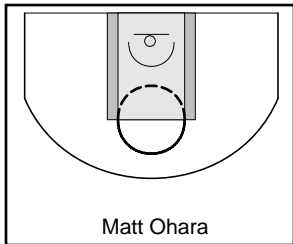
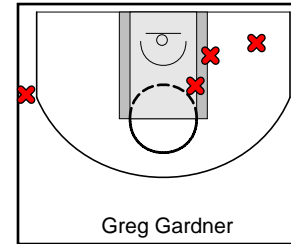
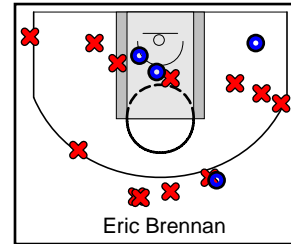
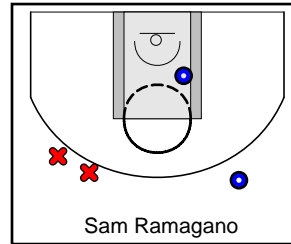
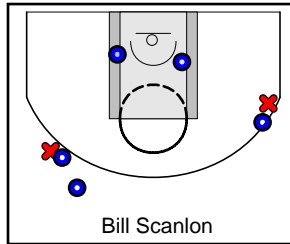
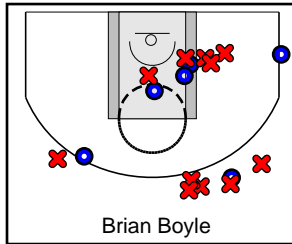
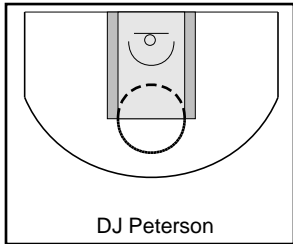
Teal

6/21/18 Teal at Black

	1	OT1	T
Teal	31	41	72
Black	36	31	67



#	Name	G	MIN	FGM	FGA	FG%	2PM	2PA	2P%	3PM	3PA	3P%	FTM	FTA	FT%	OREB	DREB	REB	AST	STL	BLK	DEF	TO	PF	CHG	PM	PTS
3	DJ Peterson	0	0	0	0	.000	0	0	.000	0	0	.000	0	0	.000	0	0	0	0	0	0	0	0	0	0	0	0
4	Brian Boyle	1	0	6	17	.353	3	8	.375	3	9	.333	0	0	.000	2	2	4	6	3	0	0	1	0	0	10	15
5	Bill Scanlon	1	0	5	7	.714	2	2	1.000	3	5	.600	0	0	.000	0	1	1	0	0	0	0	0	0	0	7	13
10	Sam Ramagano	1	0	2	4	.500	1	1	1.000	1	3	.333	0	0	.000	0	2	2	2	0	0	0	1	1	0	1	5
11	Eric Brennan	1	0	4	16	.250	3	8	.375	1	8	.125	3	4	.750	0	11	11	5	2	2	1	2	2	0	5	12
12	Greg Gardner	1	0	0	4	.000	0	3	.000	0	1	.000	2	2	1.000	3	2	5	1	1	0	0	0	0	0	-3	2
12	Matt Ohara	0	0	0	0	.000	0	0	.000	0	0	.000	0	0	.000	0	0	0	0	0	0	0	0	0	0	0	0
13	Colin Daly	1	0	10	17	.588	5	6	.833	5	11	.455	0	0	.000	1	8	9	4	0	0	3	2	3	0	5	25
14	Paul Ramagano	0	0	0	0	.000	0	0	.000	0	0	.000	0	0	.000	0	0	0	0	0	0	0	0	0	0	0	0
20	Justin Plummer	0	0	0	0	.000	0	0	.000	0	0	.000	0	0	.000	0	0	0	0	0	0	0	0	0	0	0	0
	TEAM	1	0	0	0	.000	0	0	.000	0	0	.000	0	0	.000	1	3	4	0	0	0	0	0	0	0	0	0
	TOTALS	1	0	27	65	.415	14	28	.500	13	37	.351	5	6	.833	7	29	36	18	6	2	4	6	6	0	5	72



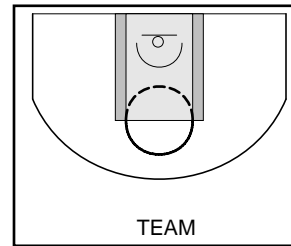
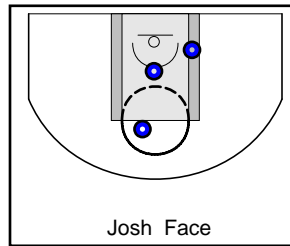

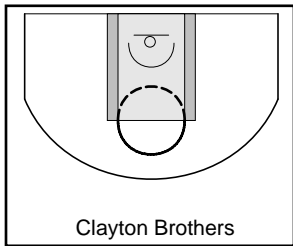
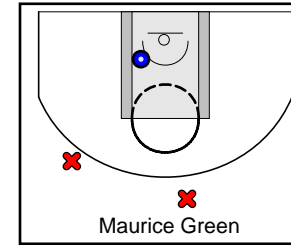
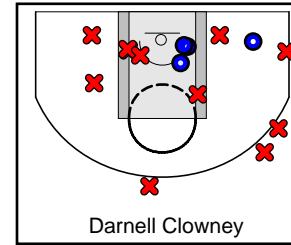
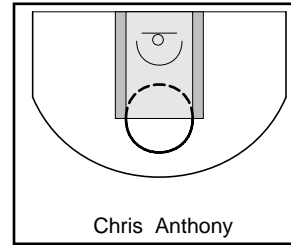
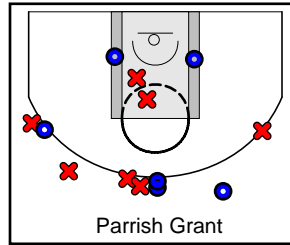
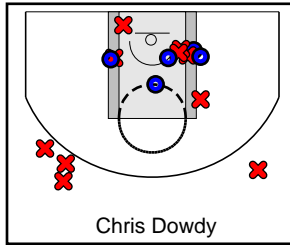
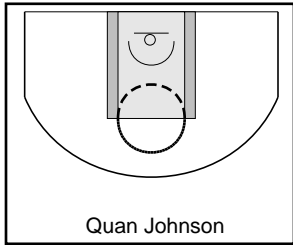
Black

6/21/18 Teal at Black

	1	OT1	T
Teal	31	41	72
Black	36	31	67



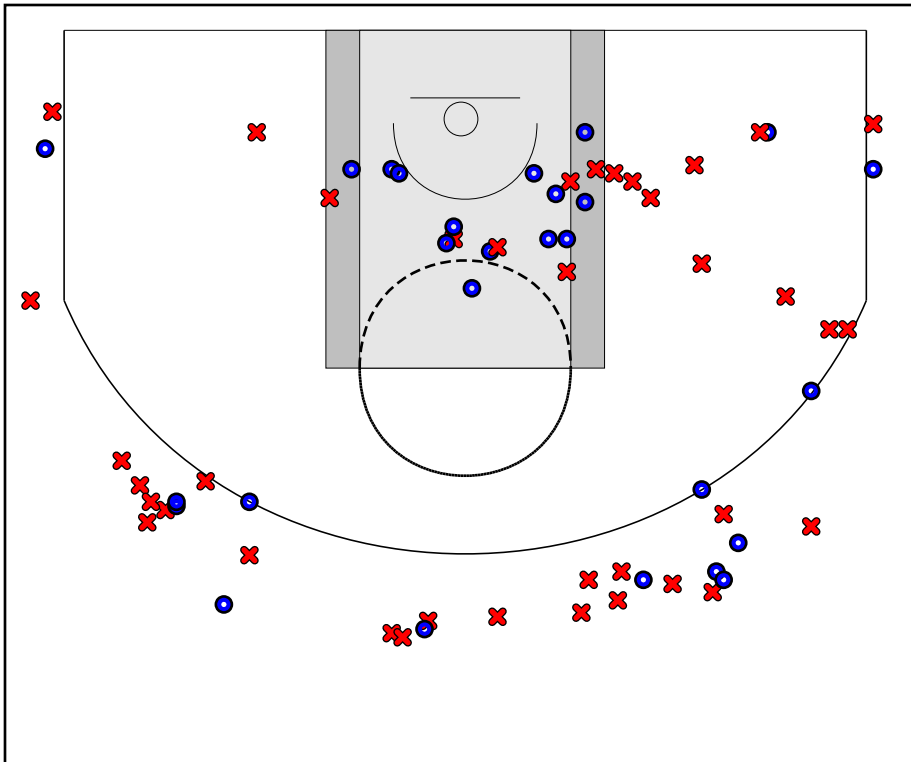
#	Name	G	MIN	FGM	FGA	FG%	2PM	2PA	2P%	3PM	3PA	3P%	FTM	FTA	FT%	OREB	DREB	REB	AST	STL	BLK	DEF	TO	PF	CHG	PM	PTS
0	Quan Johnson	0	0	0	0	.000	0	0	.000	0	0	.000	0	0	.000	0	0	0	0	0	0	0	0	0	0	0	0
3	Chris Dowdy	1	0	5	15	.333	5	11	.455	0	4	.000	0	0	.000	2	4	6	3	1	0	0	2	1	0	-5	10
4	Parrish Grant	1	0	6	13	.462	2	4	.500	4	9	.444	1	2	.500	0	9	9	9	0	1	0	1	4	0	-5	17
5	Chris Anthony	0	0	0	0	.000	0	0	.000	0	0	.000	0	0	.000	0	0	0	0	0	0	0	0	0	0	0	0
10	Darnell Clowney	1	0	4	15	.267	4	11	.364	0	4	.000	1	1	1.000	1	4	5	1	2	1	0	0	1	0	-13	9
11	Maurice Green	1	0	1	3	.333	1	1	1.000	0	2	.000	0	0	.000	0	3	3	2	0	0	0	2	0	0	8	2
13	Clayton Brothers	0	0	0	0	.000	0	0	.000	0	0	.000	0	0	.000	0	0	0	0	0	0	0	0	0	0	0	0
14	Mike Wilson	1	0	8	13	.615	1	3	.333	7	10	.700	0	0	.000	1	9	10	3	1	0	1	2	0	0	-5	23
15	Josh Face	1	0	3	3	1.000	3	3	1.000	0	0	.000	0	0	.000	0	1	1	2	0	1	0	1	5	0	-5	6
	TEAM	1	0	0	0	.000	0	0	.000	0	0	.000	0	0	.000	2	1	3	0	0	0	0	0	0	0	0	0
	TOTALS	1	0	27	62	.435	16	33	.485	11	29	.379	2	3	.667	6	31	37	20	4	3	1	8	11	0	-5	67



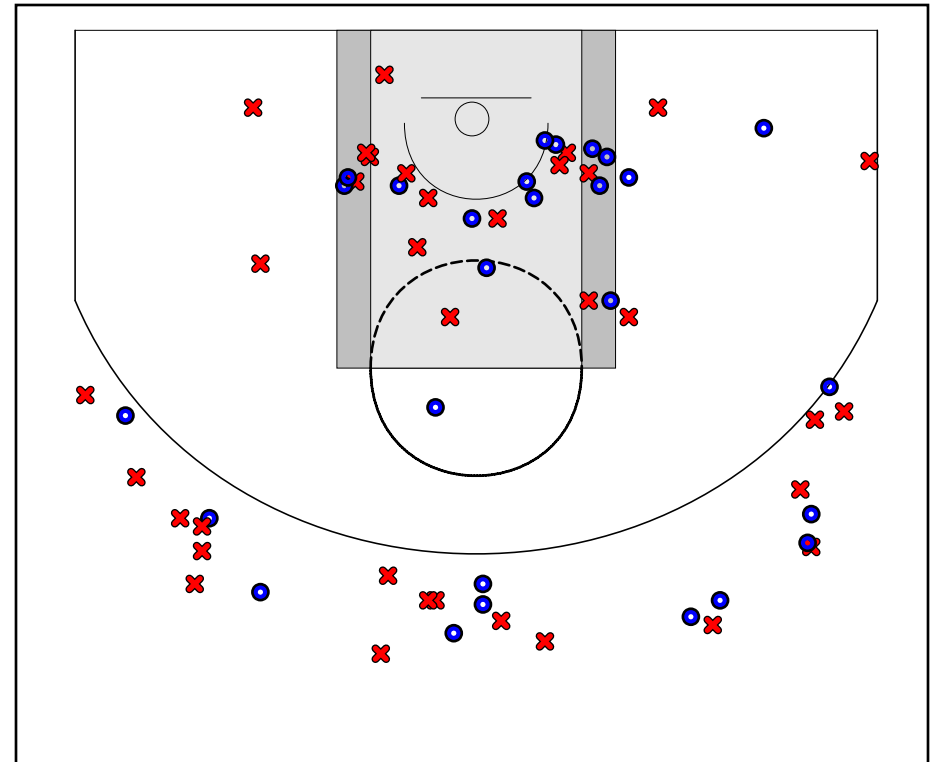
Game Summary Comparison

Statistic	Teal	Black
Points	72	67
<i>Field Goals</i>	27 / 65	27 / 62
<i>2 Point</i>	14 / 28	16 / 33
<i>3 Point</i>	13 / 37	11 / 29
<i>Free Throws</i>	5 / 6	2 / 3
Assists	18	20
Rebounds	36	37
<i>Offensive</i>	7	6
<i>Defensive</i>	29	31
Blocks	2	3
Steals	6	4
Deflections	4	1
Turnovers	6	8
Charges Taken	0	0
Personal Fouls	6	11

Teal



Black



Teal Turnovers

Period	Clock	Player	Turnover Type
1st Period	0:00	#13 Colin Daly	Other
1st Period	0:00	#13 Colin Daly	Other
2nd Period	0:00	#4 Brian Boyle	Other
2nd Period	0:00	#10 Sam Ramagano	Other
2nd Period	0:00	#11 Eric Brennan	Other
2nd Period	0:00	#11 Eric Brennan	Other

Teal Fouls

Period	Clock	Player	Foul
2nd Period	0:00	#13 Colin Daly	Other (Def)
2nd Period	0:00	#11 Eric Brennan	Other (Def)
2nd Period	0:00	#10 Sam Ramagano	Other (Def)
2nd Period	0:00	#11 Eric Brennan	Other (Def)
2nd Period	0:00	#13 Colin Daly	Other (Def)
2nd Period	0:00	#13 Colin Daly	Other (Def)

Black Turnovers

Period	Clock	Player	Turnover Type
1st Period	0:00	#14 Mike Wilson	Other
1st Period	0:00	#15 Josh Face	Other
1st Period	0:00	#3 Chris Dowdy	Other
1st Period	0:00	#4 Parrish Grant	Other
1st Period	0:00	#11 Maurice Green	Other
1st Period	0:00	#14 Mike Wilson	Other
2nd Period	0:00	#3 Chris Dowdy	Other
2nd Period	0:00	#11 Maurice Green	Other

Black Fouls

Period	Clock	Player	Foul
1st Period	0:00	#15 Josh Face	Other (Def)
1st Period	0:00	#15 Josh Face	Other (Def)
2nd Period	0:00	#15 Josh Face	Other (Def)
2nd Period	0:00	#4 Parrish Grant	Other (Def)
2nd Period	0:00	#10 Darnell Clowney	Other (Def)
2nd Period	0:00	#3 Chris Dowdy	Other (Def)
2nd Period	0:00	#15 Josh Face	Other (Def)
2nd Period	0:00	#4 Parrish Grant	Other (Def)
2nd Period	0:00	#4 Parrish Grant	Other (Tech)
2nd Period	0:00	#4 Parrish Grant	Other (Tech)
2nd Period	0:00	#15 Josh Face	Other (Tech)