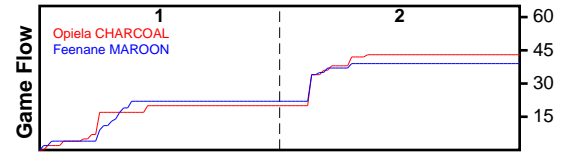


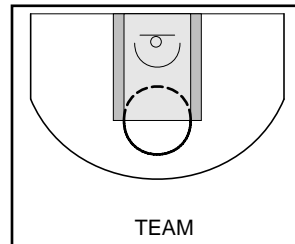
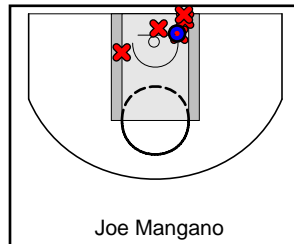
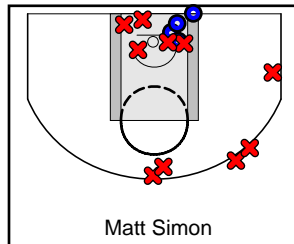
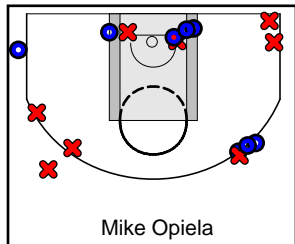
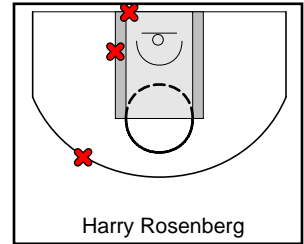
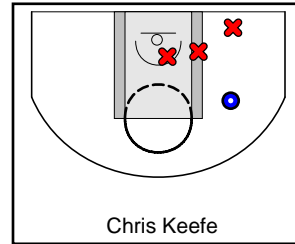
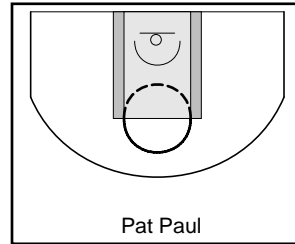
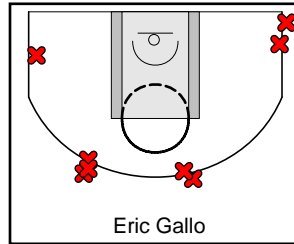
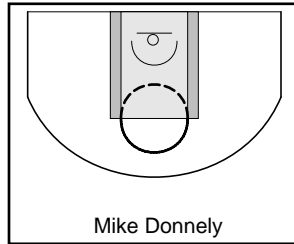
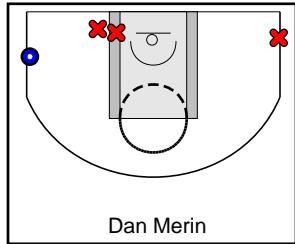
Opiela CHARCOAL

6/21/17 Opiela CHARCOAL at Feenane MAROON

	1	2	T
Opiela	20	23	43
Feenane	22	17	39



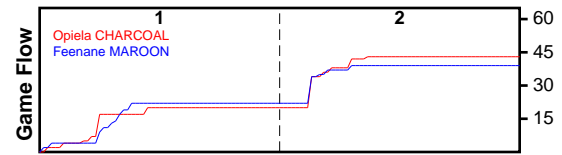
#	Name	G	MIN	FGM	FGA	FG%	2PM	2PA	2P%	3PM	3PA	3P%	FTM	FTA	FT%	OREB	DREB	REB	AST	STL	BLK	DEF	TO	PF	CHG	PM	PTS
00	Dan Merin	1	5	1	4	.250	0	2	.000	1	2	.500	0	0	.000	2	1	3	0	0	0	1	1	0	0	-4	3
3	Mike Donnelly	0	0	0	0	.000	0	0	.000	0	0	.000	0	0	.000	0	0	0	0	0	0	0	0	0	0	0	0
4	Eric Gallo	1	40	0	8	.000	0	0	.000	0	8	.000	0	0	.000	0	1	1	4	1	0	1	0	0	0	4	0
5	Pat Paul	0	0	0	0	.000	0	0	.000	0	0	.000	0	0	.000	0	0	0	0	0	0	0	0	0	0	0	0
10	Chris Keefe	1	40	1	4	.250	1	4	.250	0	0	.000	0	0	.000	2	0	2	0	0	0	0	1	1	0	4	2
11	Harry Rosenberg	1	2	0	3	.000	0	2	.000	0	1	.000	0	0	.000	2	3	5	0	0	0	0	0	0	0	-8	0
12	Mike Opiela	1	39	8	16	.500	4	6	.667	4	10	.400	1	2	.500	1	4	5	0	2	0	0	0	2	0	12	21
13	Matt Simon	1	40	5	15	.333	5	10	.500	0	5	.000	5	9	.556	3	8	11	2	2	0	1	4	1	0	4	15
14	Joe Mangano	1	36	1	6	.167	1	6	.167	0	0	.000	0	0	.000	3	3	6	1	2	0	0	0	1	0	8	2
	TEAM	1	0	0	0	.000	0	0	.000	0	0	.000	0	0	.000	2	2	4	0	0	0	0	0	0	0	0	0
	TOTALS	1	40	16	56	.286	11	30	.367	5	26	.192	6	11	.545	15	22	37	7	7	0	3	6	5	0	4	43



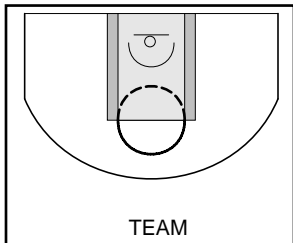
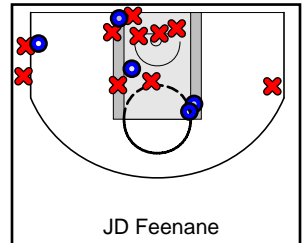
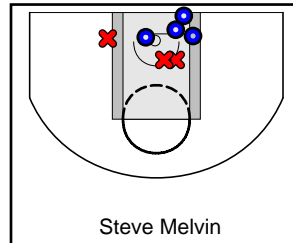
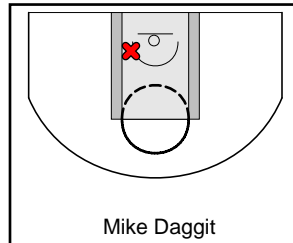
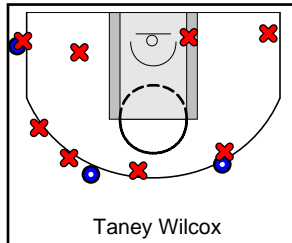
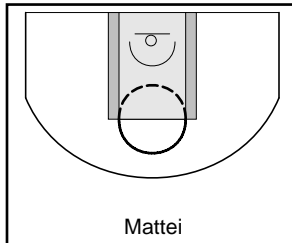
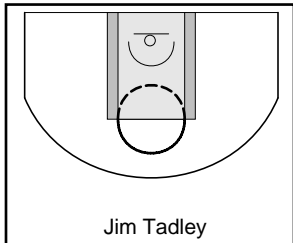
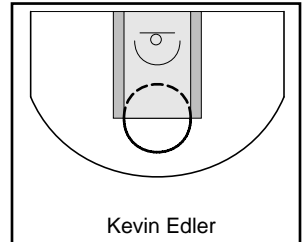
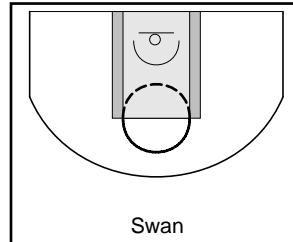
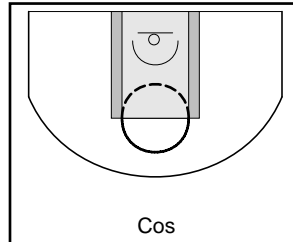
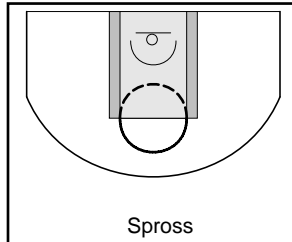
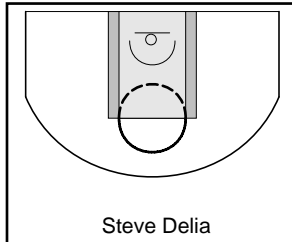
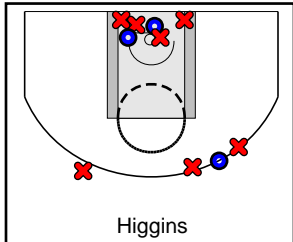
Feenane MAROON

6/21/17 Opiela CHARCOAL at Feenane MAROON

	1	2	T
Opiela	20	23	43
Feenane	22	17	39



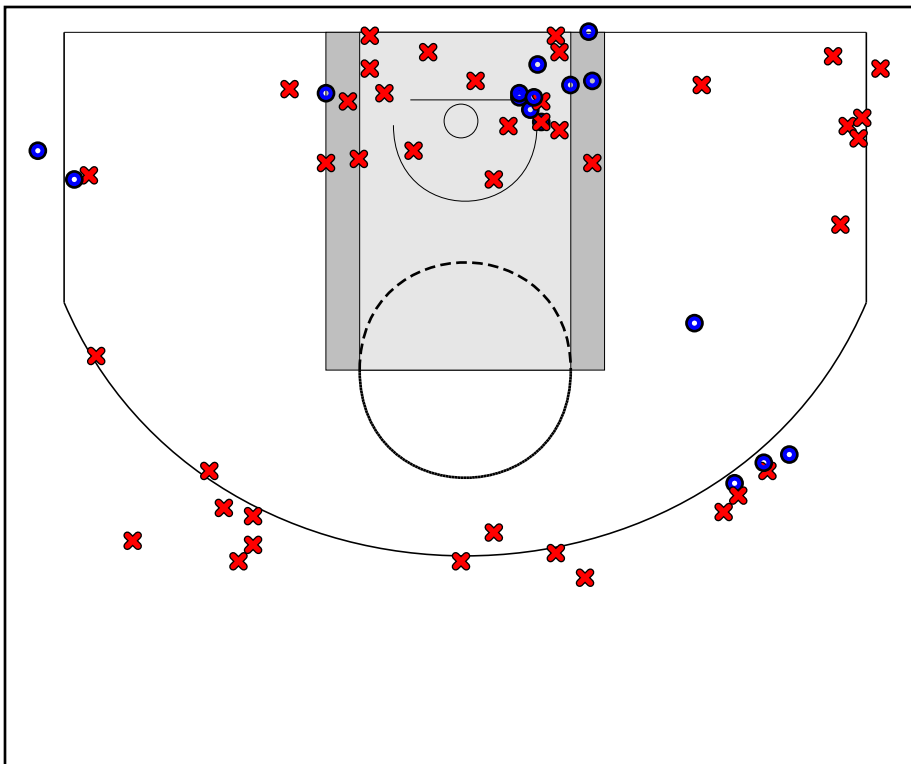
#	Name	G	MIN	FGM	FGA	FG%	2PM	2PA	2P%	3PM	3PA	3P%	FTM	FTA	FT%	OREB	DREB	REB	AST	STL	BLK	DEF	TO	PF	CHG	PM	PTS
0	Higgins	1	40	3	10	.300	2	6	.333	1	4	.250	1	2	.500	1	4	5	3	1	1	1	1	4	0	-4	8
0	Steve Delia	1	21	0	0	.000	0	0	.000	0	0	.000	0	0	.000	0	1	1	0	0	0	0	0	1	0	-9	0
00	Spross	0	0	0	0	.000	0	0	.000	0	0	.000	0	0	.000	0	0	0	0	0	0	0	0	0	0	0	0
0	Cos	0	0	0	0	.000	0	0	.000	0	0	.000	0	0	.000	0	0	0	0	0	0	0	0	0	0	0	0
0	Swan	0	0	0	0	.000	0	0	.000	0	0	.000	0	0	.000	0	0	0	0	0	0	0	0	0	0	0	0
0	Kevin Edler	0	0	0	0	.000	0	0	.000	0	0	.000	0	0	.000	0	0	0	0	0	0	0	0	0	0	0	0
0	Jim Tadley	0	0	0	0	.000	0	0	.000	0	0	.000	0	0	.000	0	0	0	0	0	0	0	0	0	0	0	0
1	Mattei	0	0	0	0	.000	0	0	.000	0	0	.000	0	0	.000	0	0	0	0	0	0	0	0	0	0	0	0
5	Taney Wilcox	1	39	3	11	.273	0	2	.000	3	9	.333	0	0	.000	0	5	5	2	0	0	0	1	2	0	-8	9
10	Mike Daggit	1	35	0	1	.000	0	1	.000	0	0	.000	0	0	.000	2	1	3	0	0	0	0	2	1	0	4	0
11	Steve Melvin	1	27	4	7	.571	4	7	.571	0	0	.000	0	0	.000	2	7	9	1	0	0	0	4	5	0	-1	8
12	JD Feenane	1	40	5	15	.333	4	11	.364	1	4	.250	3	3	1.000	2	5	7	1	0	0	1	5	2	0	-2	14
	TEAM	1	0	0	0	.000	0	0	.000	0	0	.000	0	0	.000	1	6	7	0	0	0	0	0	0	0	0	0
	TOTALS	1	40	15	44	.341	10	27	.370	5	17	.294	4	5	.800	8	29	37	7	1	1	2	13	15	0	-4	39



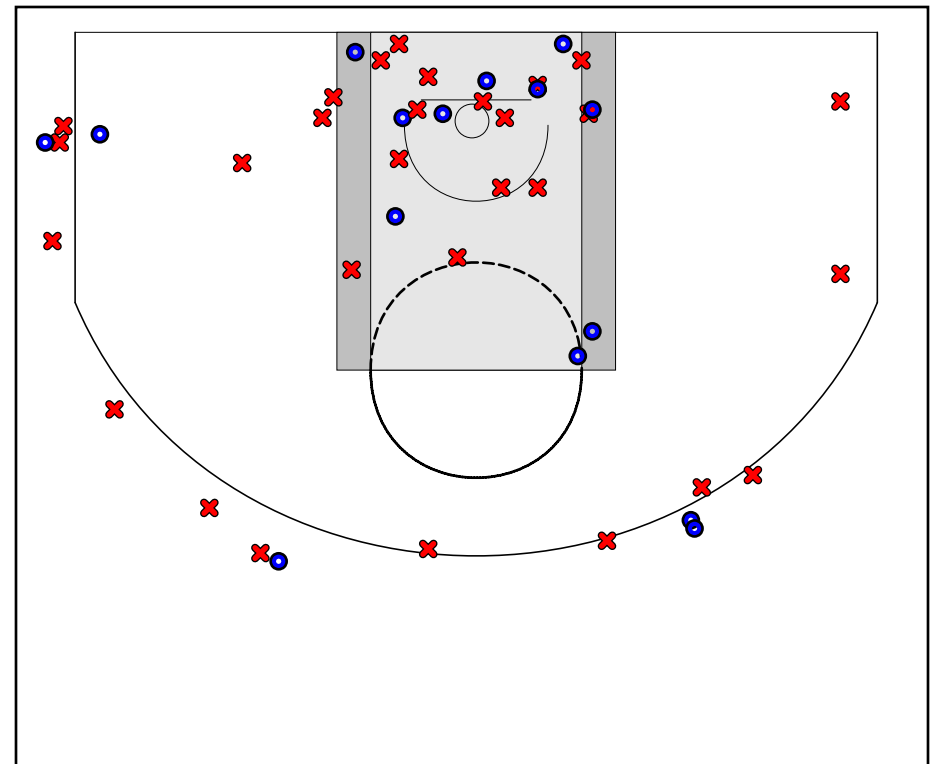
Game Summary Comparison

Statistic	Opiela CHARCOAL	Feenane MAROON
Points	43	39
<i>Field Goals</i>	16 / 56	15 / 44
<i>2 Point</i>	11 / 30	10 / 27
<i>3 Point</i>	5 / 26	5 / 17
<i>Free Throws</i>	6 / 11	4 / 5
Assists	7	7
Rebounds	37	37
<i>Offensive</i>	15	8
<i>Defensive</i>	22	29
Blocks	0	1
Steals	7	1
Deflections	3	2
Turnovers	6	13
Charges Taken	0	0
Personal Fouls	5	15

Opiela CHARCOAL



Feenane MAROON



Opiela CHARCOAL Turnovers

Period	Clock	Player	Turnover Type
1st Period	14:52	#13 Matt Simon	Other
1st Period	12:52	#13 Matt Simon	Other
2nd Period	17:11	#00 Dan Merin	Other
2nd Period	17:11	#13 Matt Simon	Other
2nd Period	16:26	#10 Chris Keefe	Other
2nd Period	15:02	#13 Matt Simon	Other

Opiela CHARCOAL Fouls

Period	Clock	Player	Foul
1st Period	17:25	#12 Mike Opiela	Other (Def)
1st Period	13:39	#10 Chris Keefe	Other (Def)
1st Period	12:52	#14 Joe Mangano	Other (Def)
2nd Period	16:26	#13 Matt Simon	Other (Def)
2nd Period	12:19	#12 Mike Opiela	Other (Def)

Feenane MAROON Turnovers

Period	Clock	Player	Turnover Type
1st Period	16:40	#5 Taney Wilcox	Other
1st Period	15:41	#11 Steve Melvin	Other
1st Period	15:20	#12 JD Feenane	Other
1st Period	14:52	#11 Steve Melvin	Other
1st Period	14:52	#12 JD Feenane	Other
1st Period	12:52	#10 Mike Daggit	Other
1st Period	10:58	#12 JD Feenane	Other
2nd Period	17:11	#12 JD Feenane	Other
2nd Period	17:11	#0 Higgins	Other
2nd Period	16:31	#10 Mike Daggit	Other
2nd Period	13:43	#11 Steve Melvin	Other
2nd Period	13:41	#11 Steve Melvin	Other
2nd Period	12:06	#12 JD Feenane	Other

Feenane MAROON Fouls

Period	Clock	Player	Foul
1st Period	16:18	#12 JD Feenane	Other (Def)
1st Period	14:52	#11 Steve Melvin	Other (Def)
1st Period	14:52	#5 Taney Wilcox	Other (Def)
1st Period	14:46	#0 Higgins	Other (Def)
1st Period	12:52	#10 Mike Daggit	Other (Def)
1st Period	12:52	#0 Higgins	Other (Def)
2nd Period	17:11	#11 Steve Melvin	Other (Def)
2nd Period	17:11	#5 Taney Wilcox	Other (Def)
2nd Period	17:11	#11 Steve Melvin	Other (Def)
2nd Period	14:21	#0 Higgins	Other (Def)
2nd Period	13:41	#0 Higgins	Other (Def)
2nd Period	13:41	#11 Steve Melvin	Other (Def)
2nd Period	13:41	#11 Steve Melvin	Other (Def)
2nd Period	13:13	#12 JD Feenane	Other (Def)
2nd Period	12:48	#0 Steve Delia	Other (Def)