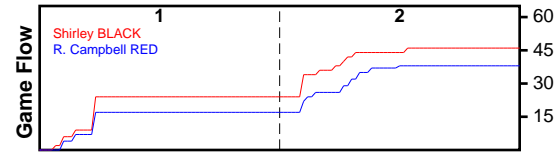


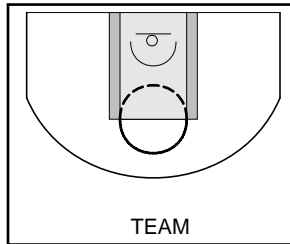
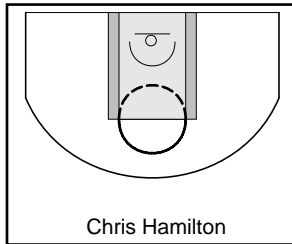
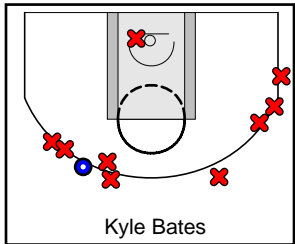
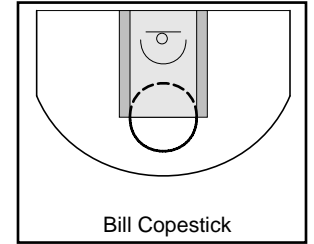
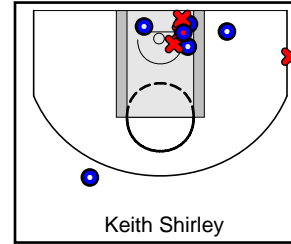
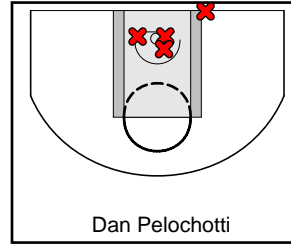
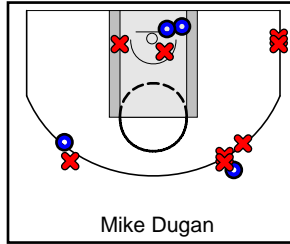
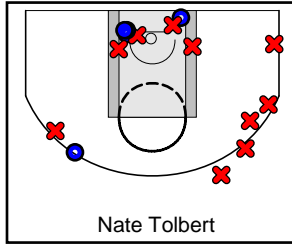
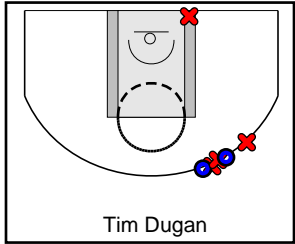
# Shirley BLACK

6/21/17 Shirley BLACK at R. Campbell RED

	1	2	T
Shirley BLACK	24	22	46
R. Campbell RED	17	21	38



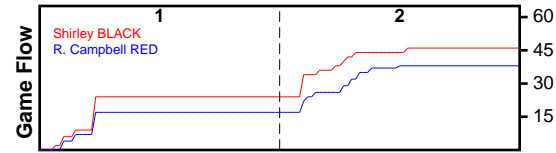
#	Name	G	MIN	FGM	FGA	FG%	2PM	2PA	2P%	3PM	3PA	3P%	FTM	FTA	FT%	OREB	DREB	REB	AST	STL	BLK	DEF	TO	PF	CHG	PM	PTS
3	Tim Dugan	1	40	2	6	.333	0	1	.000	2	5	.400	0	2	.000	0	2	2	2	1	0	1	1	2	0	0	6
4	Nate Tolbert	1	40	5	15	.333	5	9	.556	0	6	.000	2	4	.500	1	2	3	1	1	0	0	0	1	0	4	12
5	Mike Dugan	1	23	4	12	.333	2	4	.500	2	8	.250	0	1	.000	0	2	2	1	0	0	2	0	2	0	11	10
10	Dan Pelochotti	1	33	0	4	.000	0	4	.000	0	0	.000	0	0	.000	2	1	3	1	2	0	2	0	5	0	5	0
11	Keith Shirley	1	40	7	11	.636	6	9	.667	1	2	.500	0	0	.000	6	7	13	4	1	0	0	0	1	0	8	15
12	Bill Copestick	0	0	0	0	.000	0	0	.000	0	0	.000	0	0	.000	0	0	0	0	0	0	0	0	0	0	0	0
14	Kyle Bates	1	25	1	10	.100	0	1	.000	1	9	.111	0	0	.000	2	7	9	4	2	0	1	0	1	0	12	3
15	Chris Hamilton	0	0	0	0	.000	0	0	.000	0	0	.000	0	0	.000	0	0	0	0	0	0	0	0	0	0	0	0
	TEAM	1	0	0	0	.000	0	0	.000	0	0	.000	0	0	.000	1	5	6	0	0	0	0	1	0	0	0	0
	<b>TOTALS</b>	<b>1</b>	<b>40</b>	<b>19</b>	<b>58</b>	<b>.328</b>	<b>13</b>	<b>28</b>	<b>.464</b>	<b>6</b>	<b>30</b>	<b>.200</b>	<b>2</b>	<b>7</b>	<b>.286</b>	<b>12</b>	<b>26</b>	<b>38</b>	<b>13</b>	<b>7</b>	<b>0</b>	<b>6</b>	<b>2</b>	<b>12</b>	<b>0</b>	<b>8</b>	<b>46</b>



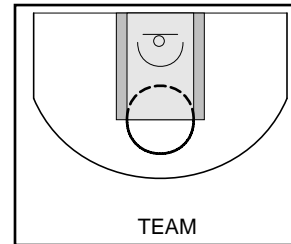
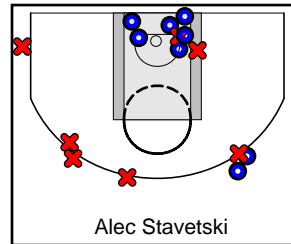
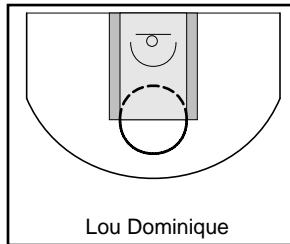
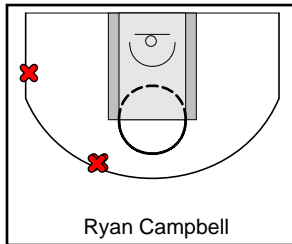
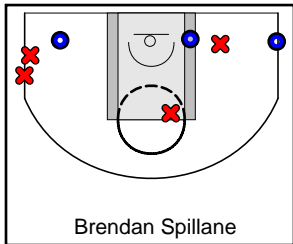
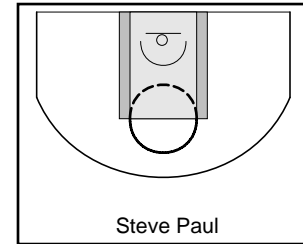
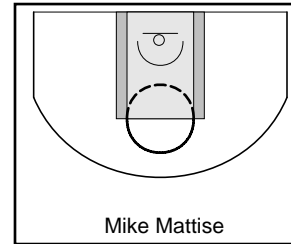
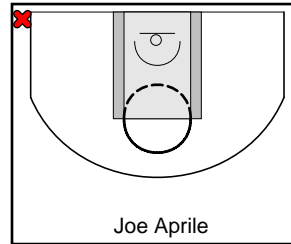
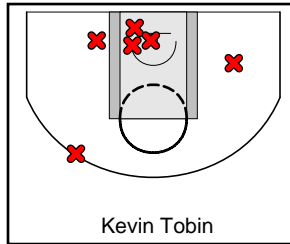
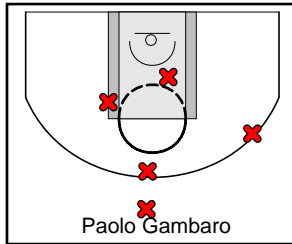
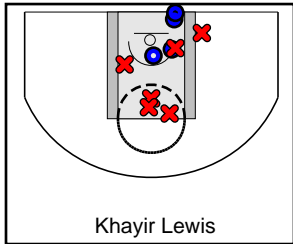
# R. Campbell RED

6/21/17 Shirley BLACK at R. Campbell RED

	1	2	T
Shirley BLACK	24	22	46
R. Campbell RED	17	21	38



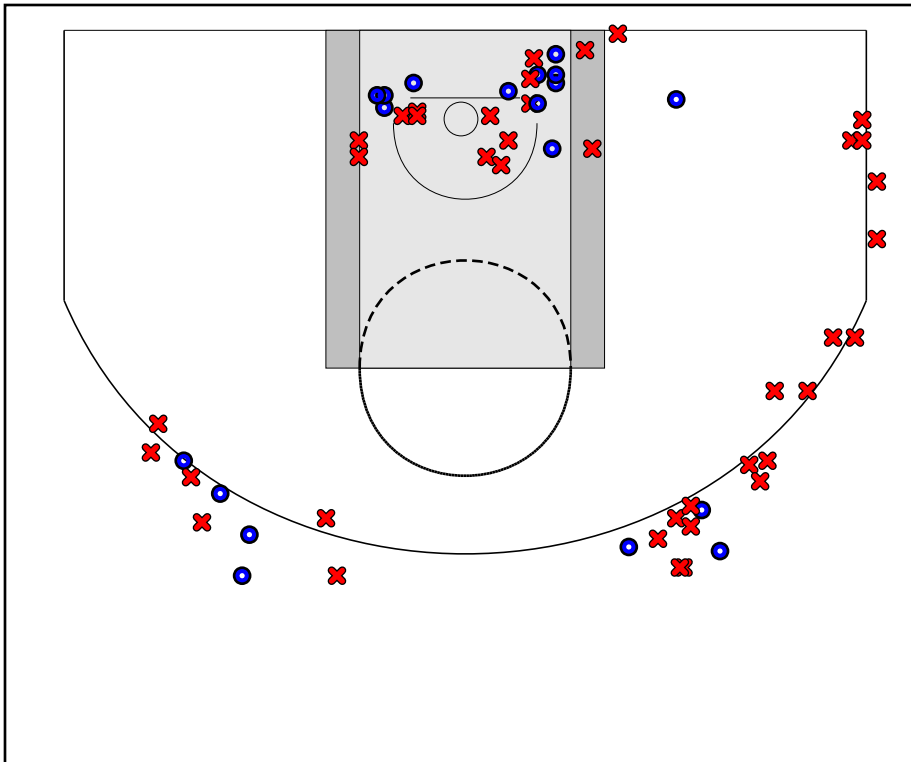
#	Name	G	MIN	FGM	FGA	FG%	2PM	2PA	2P%	3PM	3PA	3P%	FTM	FTA	FT%	OREB	DREB	REB	AST	STL	BLK	DEF	TO	PF	CHG	PM	PTS
0	Khayir Lewis	1	37	4	10	.400	4	10	.400	0	0	.000	2	6	.333	1	8	9	0	0	0	4	2	4	0	-5	10
3	Paolo Gambaro	1	40	0	5	.000	0	2	.000	0	3	.000	0	0	.000	0	1	1	1	1	0	0	0	0	0	-9	0
4	Kevin Tobin	1	38	0	6	.000	0	5	.000	0	1	.000	0	0	.000	1	3	4	0	0	0	0	0	1	0	-8	0
5	Joe Aprile	1	3	0	1	.000	0	0	.000	0	1	.000	0	0	.000	0	1	1	0	0	0	0	0	1	0	0	0
10	Mike Mattise	1	3	0	0	.000	0	0	.000	0	0	.000	0	0	.000	1	0	1	0	0	0	0	0	0	0	-2	0
11	Steve Paul	0	0	0	0	.000	0	0	.000	0	0	.000	0	0	.000	0	0	0	0	0	0	0	0	0	0	0	0
12	Brendan Spillane	1	33	3	7	.429	2	4	.500	1	3	.333	0	0	.000	2	0	2	0	0	0	0	1	0	0	-4	7
13	Ryan Campbell	1	10	0	3	.000	0	0	.000	0	3	.000	0	0	.000	0	4	4	3	1	0	1	2	3	0	-4	0
14	Lou Dominique	0	0	0	0	.000	0	0	.000	0	0	.000	0	0	.000	0	0	0	0	0	0	0	0	0	0	0	0
15	Alec Stavetski	1	40	8	15	.533	6	8	.750	2	7	.286	3	8	.375	3	8	11	2	1	0	1	4	3	0	-8	21
	TEAM	1	0	0	0	.000	0	0	.000	0	0	.000	0	0	.000	2	4	6	0	0	0	0	1	0	0	0	0
	<b>TOTALS</b>	<b>1</b>	<b>40</b>	<b>15</b>	<b>47</b>	<b>.319</b>	<b>12</b>	<b>29</b>	<b>.414</b>	<b>3</b>	<b>18</b>	<b>.167</b>	<b>5</b>	<b>14</b>	<b>.357</b>	<b>10</b>	<b>29</b>	<b>39</b>	<b>6</b>	<b>3</b>	<b>0</b>	<b>6</b>	<b>10</b>	<b>12</b>	<b>0</b>	<b>-8</b>	<b>38</b>



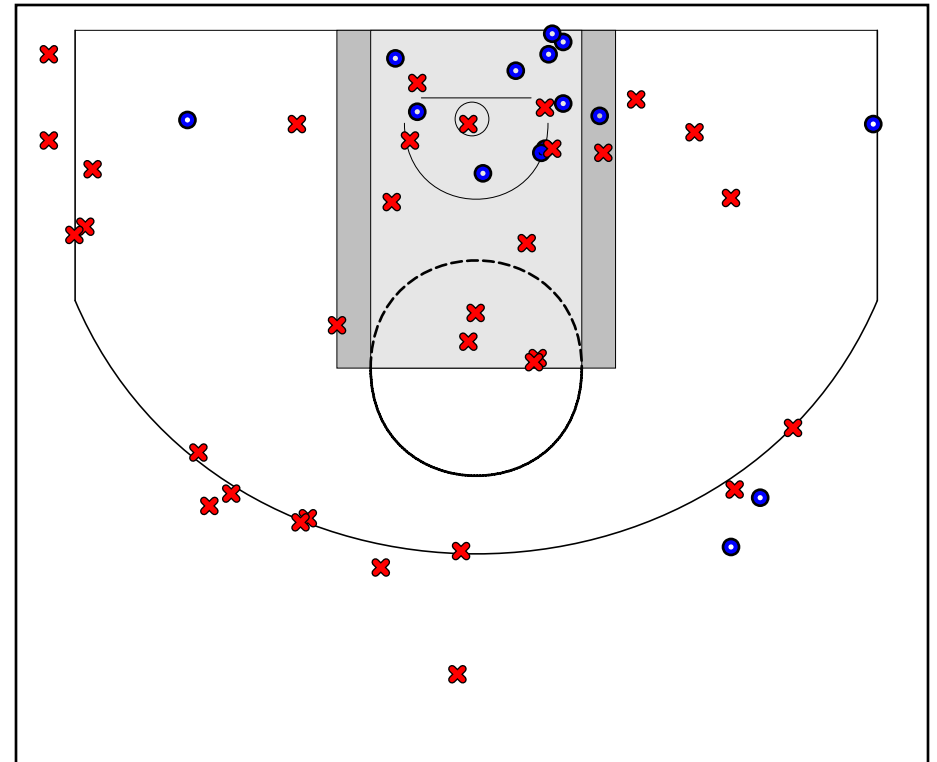
## Game Summary Comparison

Statistic	Shirley BLACK	R. Campbell RED
Points	46	38
<i>Field Goals</i>	19 / 58	15 / 47
<i>2 Point</i>	13 / 28	12 / 29
<i>3 Point</i>	6 / 30	3 / 18
<i>Free Throws</i>	2 / 7	5 / 14
Assists	13	6
Rebounds	38	39
<i>Offensive</i>	12	10
<i>Defensive</i>	26	29
Blocks	0	0
Steals	7	3
Deflections	6	6
Turnovers	2	10
Charges Taken	0	0
Personal Fouls	12	12

Shirley BLACK



R. Campbell RED



### Shirley BLACK Turnovers

Period	Clock	Player	Turnover Type
1st Period	16:58	#3 Tim Dugan	Other
1st Period	15:07	Team	Other

### Shirley BLACK Fouls

Period	Clock	Player	Foul
1st Period	17:44	#4 Nate Tolbert	Other (Def)
1st Period	17:25	#3 Tim Dugan	Other (Def)
1st Period	16:58	#5 Mike Dugan	Other (Def)
1st Period	15:07	#10 Dan Pelochotti	Other (Def)
1st Period	15:07	#11 Keith Shirley	Other (Def)
2nd Period	17:48	#10 Dan Pelochotti	Other (Def)
2nd Period	17:48	#3 Tim Dugan	Other (Def)
2nd Period	17:00	#10 Dan Pelochotti	Other (Def)
2nd Period	17:00	#10 Dan Pelochotti	Other (Def)
2nd Period	14:33	#14 Kyle Bates	Other (Def)
2nd Period	14:32	#5 Mike Dugan	Other (Def)
2nd Period	10:07	#10 Dan Pelochotti	Other (Def)

### R. Campbell RED Turnovers

Period	Clock	Player	Turnover Type
1st Period	19:03	#15 Alec Stavetski	Other
1st Period	16:58	#15 Alec Stavetski	Other
1st Period	15:07	#15 Alec Stavetski	Other
1st Period	15:07	#12 Brendan Spillane	Other
1st Period	15:07	#0 Khayir Lewis	Other
2nd Period	17:48	#0 Khayir Lewis	Other
2nd Period	17:48	#13 Ryan Campbell	Other
2nd Period	16:16	#13 Ryan Campbell	Other
2nd Period	14:32	#15 Alec Stavetski	Other
2nd Period	11:31	Team	Other

### R. Campbell RED Fouls

Period	Clock	Player	Foul
1st Period	18:47	#13 Ryan Campbell	Other (Def)
1st Period	15:07	#0 Khayir Lewis	Other (Def)
2nd Period	17:48	#0 Khayir Lewis	Other (Def)
2nd Period	17:48	#13 Ryan Campbell	Other (Def)
2nd Period	17:48	#0 Khayir Lewis	Other (Def)
2nd Period	13:42	#13 Ryan Campbell	Other (Def)
2nd Period	13:31	#5 Joe Aprile	Other (Def)
2nd Period	12:52	#15 Alec Stavetski	Other (Def)
2nd Period	12:18	#15 Alec Stavetski	Other (Def)
2nd Period	11:59	#0 Khayir Lewis	Other (Def)
2nd Period	11:11	#15 Alec Stavetski	Other (Def)
2nd Period	9:40	#4 Kevin Tobin	Other (Def)