

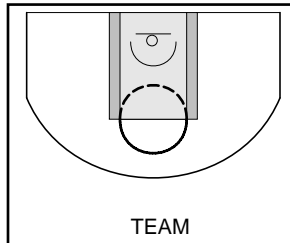
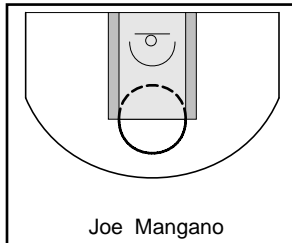
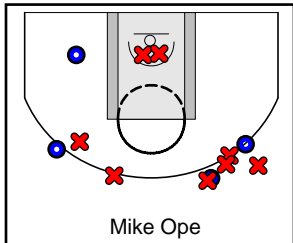
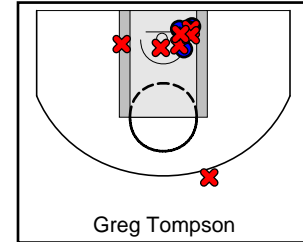
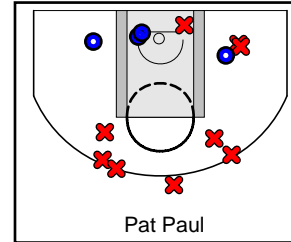
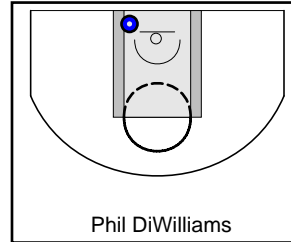
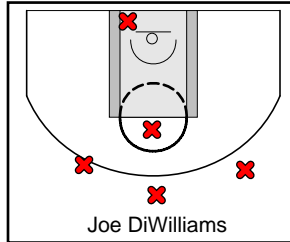
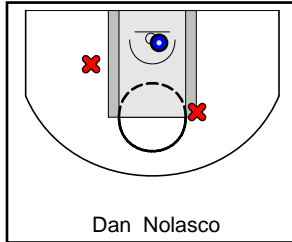
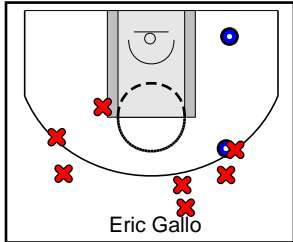
Maroon (B)

6/20/18 Maroon (B) at Baby Blue B

	1	OT1	T
Maroon (B)	22	24	46
Baby Blue B	26	27	53



#	Name	G	MIN	FGM	FGA	FG%	2PM	2PA	2P%	3PM	3PA	3P%	FTM	FTA	FT%	OREB	DREB	REB	AST	STL	BLK	DEF	TO	PF	CHG	PM	PTS
3	Eric Gallo	1	0	2	9	.222	1	2	.500	1	7	.143	0	0	.000	2	1	3	1	2	1	0	0	1	0	-13	5
4	Dan Nolasco	1	0	1	3	.333	1	3	.333	0	0	.000	0	0	.000	0	0	0	1	0	0	1	1	1	0	4	2
5	Joe DiWilliams	1	0	0	5	.000	0	2	.000	0	3	.000	4	5	.800	0	0	0	1	2	0	1	2	1	0	-7	4
10	Phil DiWilliams	1	0	1	1	1.000	1	1	1.000	0	0	.000	0	1	.000	2	2	4	0	0	0	0	0	1	0	0	2
11	Pat Paul	1	0	4	13	.308	4	9	.444	0	4	.000	0	0	.000	4	5	9	2	0	0	1	0	5	0	-1	8
12	Greg Tompson	1	0	4	11	.364	4	10	.400	0	1	.000	6	6	1.000	6	5	11	1	2	2	2	0	1	0	-8	14
13	Mike Ope	1	0	4	12	.333	1	3	.333	3	9	.333	0	0	.000	0	5	5	4	0	1	1	0	3	0	-7	11
14	Joe Mangano	1	0	0	0	.000	0	0	.000	0	0	.000	0	0	.000	0	0	0	0	0	0	0	0	0	0	-3	0
	TEAM	1	0	0	0	.000	0	0	.000	0	0	.000	0	0	.000	0	1	1	0	0	0	0	0	0	0	0	0
	TOTALS	1	0	16	54	.296	12	30	.400	4	24	.167	10	12	.833	14	19	33	10	6	4	6	3	13	0	-7	46



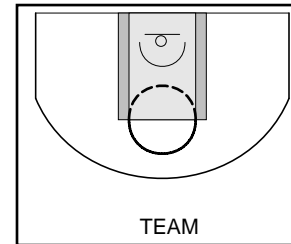
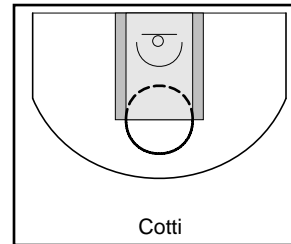
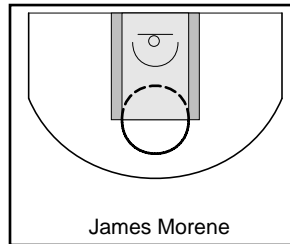
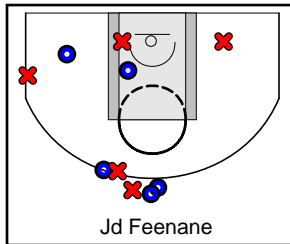
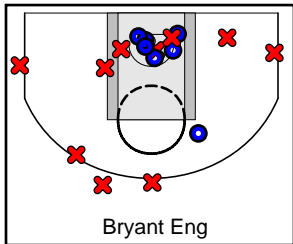
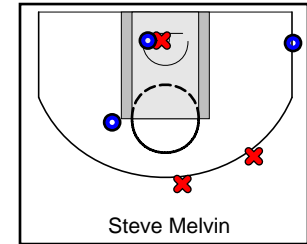
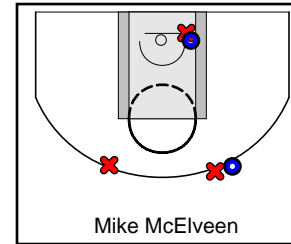
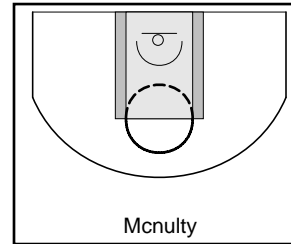
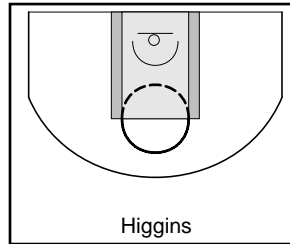
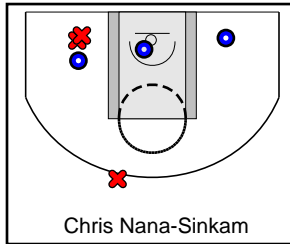
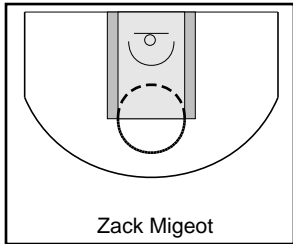
Baby Blue B

6/20/18 Maroon (B) at Baby Blue B

	1	OT1	T
Maroon (B)	22	24	46
Baby Blue B	26	27	53



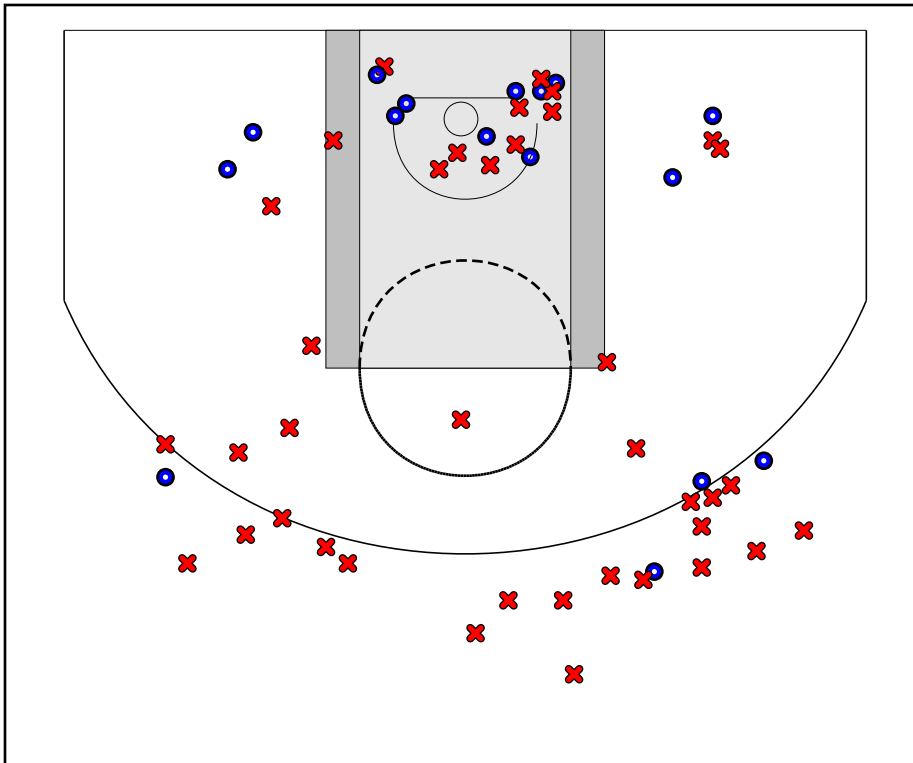
#	Name	G	MIN	FGM	FGA	FG%	2PM	2PA	2P%	3PM	3PA	3P%	FTM	FTA	FT%	OREB	DREB	REB	AST	STL	BLK	DEF	TO	PF	CHG	PM	PTS
0	Zack Migeot	0	0	0	0	.000	0	0	.000	0	0	.000	0	0	.000	0	0	0	0	0	0	0	0	0	0	0	0
0	Chris Nana-Sinkam	1	0	3	6	.500	3	5	.600	0	1	.000	0	0	.000	2	5	7	2	1	0	1	1	3	0	7	6
3	Higgins	0	0	0	0	.000	0	0	.000	0	0	.000	0	0	.000	0	0	0	0	0	0	0	0	0	0	0	0
3	McNulty	0	0	0	0	.000	0	0	.000	0	0	.000	0	0	.000	0	0	0	0	0	0	0	0	0	0	0	0
4	Mike McElveen	1	0	2	5	.400	1	2	.500	1	3	.333	0	2	.000	0	4	4	7	1	0	1	2	3	0	7	5
5	Steve Melvin	1	0	3	6	.500	2	3	.667	1	3	.333	2	2	1.000	1	1	2	2	0	0	0	2	1	0	7	9
11	Bryant Eng	1	0	7	17	.412	7	12	.583	0	5	.000	1	3	.333	0	11	11	1	0	0	1	1	3	0	7	15
12	Jd Feenane	1	0	5	10	.500	2	4	.500	3	6	.500	5	6	.833	3	2	5	3	2	0	3	3	2	0	7	18
13	James Morene	0	0	0	0	.000	0	0	.000	0	0	.000	0	0	.000	0	0	0	0	0	0	0	0	0	0	0	0
14	Cotti	0	0	0	0	.000	0	0	.000	0	0	.000	0	0	.000	0	0	0	0	0	0	0	0	0	0	0	0
	TEAM	1	0	0	0	.000	0	0	.000	0	0	.000	0	0	.000	1	4	5	0	0	0	0	0	0	0	0	0
	TOTALS	1	0	20	44	.455	15	26	.577	5	18	.278	8	13	.615	7	27	34	15	4	0	6	9	12	0	7	53



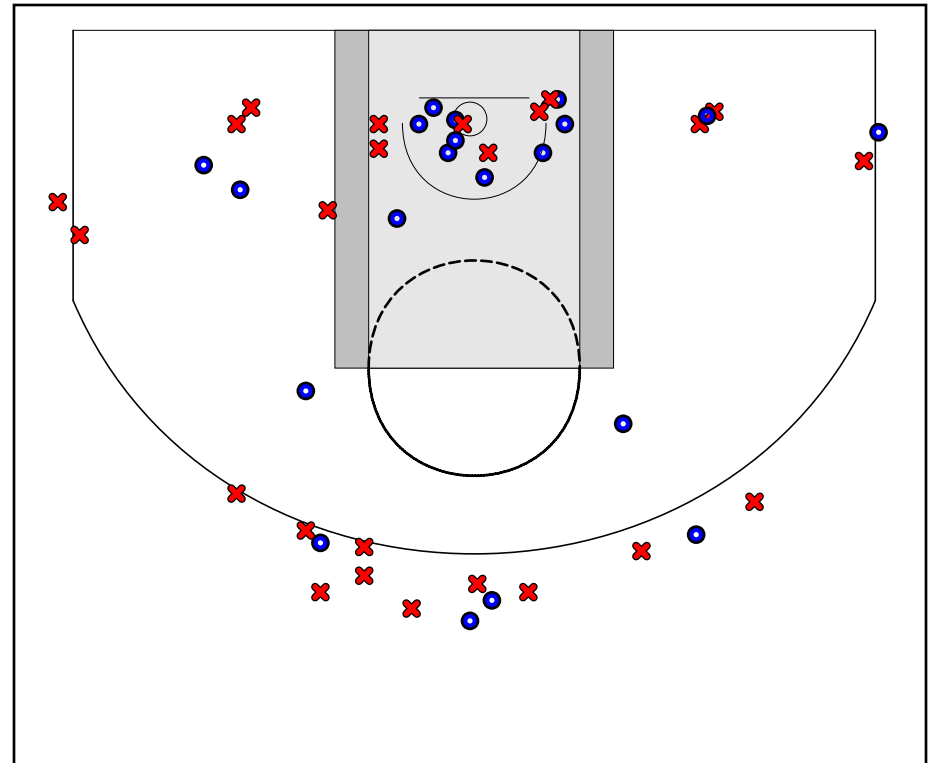
Game Summary Comparison

Statistic	Maroon (B)	Baby Blue B
Points	46	53
<i>Field Goals</i>	16 / 54	20 / 44
<i>2 Point</i>	12 / 30	15 / 26
<i>3 Point</i>	4 / 24	5 / 18
<i>Free Throws</i>	10 / 12	8 / 13
Assists	10	15
Rebounds	33	34
<i>Offensive</i>	14	7
<i>Defensive</i>	19	27
Blocks	4	0
Steals	6	4
Deflections	6	6
Turnovers	3	9
Charges Taken	0	0
Personal Fouls	13	12

Maroon (B)



Baby Blue B



Maroon (B) Turnovers

Period	Clock	Player	Turnover Type
2nd Period	0:00	#5 Joe DiWilliams	Other
2nd Period	0:00	#4 Dan Nolasco	Other
2nd Period	0:00	#5 Joe DiWilliams	Other

Maroon (B) Fouls

Period	Clock	Player	Foul
1st Period	0:00	#3 Eric Gallo	Other (Def)
1st Period	0:00	#13 Mike Ope	Other (Def)
1st Period	0:00	#5 Joe DiWilliams	Other (Tech)
2nd Period	0:00	#11 Pat Paul	Other (Def)
2nd Period	0:00	#13 Mike Ope	Other (Def)
2nd Period	0:00	#10 Phil DiWilliams	Other (Def)
2nd Period	0:00	#4 Dan Nolasco	Other (Def)
2nd Period	0:00	#12 Greg Tompson	Other (Def)
2nd Period	0:00	#13 Mike Ope	Other (Def)
2nd Period	0:00	#11 Pat Paul	Other (Def)
2nd Period	0:00	#11 Pat Paul	Other (Def)
2nd Period	0:00	#11 Pat Paul	Other (Def)
2nd Period	0:00	#11 Pat Paul	Other (Def)

Baby Blue B Turnovers

Period	Clock	Player	Turnover Type
1st Period	0:00	#12 Jd Feenane	Other
1st Period	0:00	#5 Steve Melvin	Other
1st Period	0:00	#11 Bryant Eng	Other
1st Period	0:00	#4 Mike McElveen	Other
1st Period	0:00	#4 Mike McElveen	Other
1st Period	0:00	#12 Jd Feenane	Other
1st Period	0:00	#5 Steve Melvin	Other
2nd Period	0:00	#12 Jd Feenane	Other
2nd Period	0:00	#0 Chris Nana-Sinkam	Other

Baby Blue B Fouls

Period	Clock	Player	Foul
1st Period	0:00	#0 Chris Nana-Sinkam	Other (Def)
1st Period	0:00	#12 Jd Feenane	Other (Def)
1st Period	0:00	#11 Bryant Eng	Other (Def)
1st Period	0:00	#5 Steve Melvin	Other (Def)
1st Period	0:00	#4 Mike McElveen	Other (Def)
1st Period	0:00	#0 Chris Nana-Sinkam	Other (Def)
2nd Period	0:00	#0 Chris Nana-Sinkam	Other (Def)
2nd Period	0:00	#12 Jd Feenane	Other (Def)
2nd Period	0:00	#4 Mike McElveen	Other (Def)
2nd Period	0:00	#11 Bryant Eng	Other (Def)
2nd Period	0:00	#4 Mike McElveen	Other (Def)
2nd Period	0:00	#11 Bryant Eng	Other (Def)