


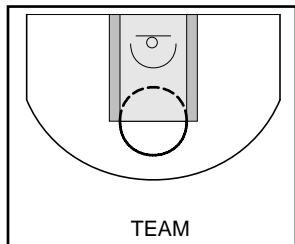
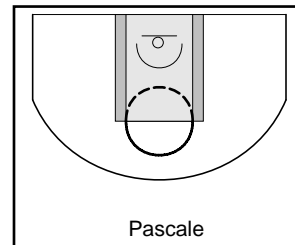
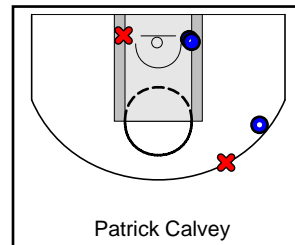
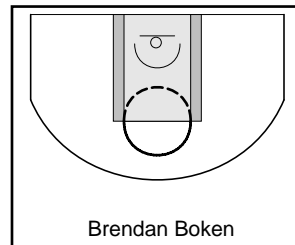
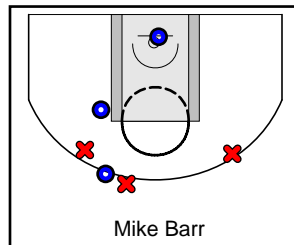
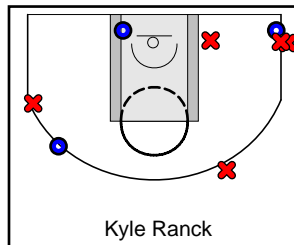
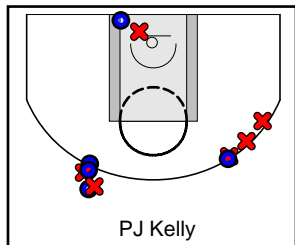
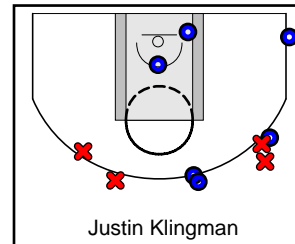
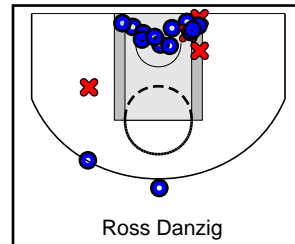
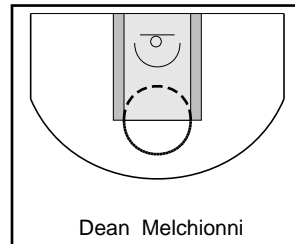
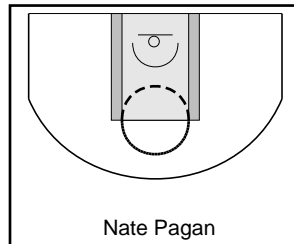
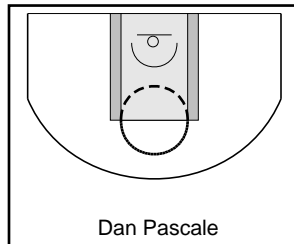
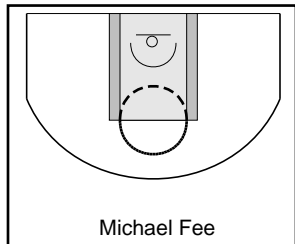
Danzig ORANGE

6/20/17 Danzig ORANGE at DiBeradinas CHARCOAL

	1	2	T
Danzig ORANGE	40	44	84
DiBeradinas	28	36	64



#	Name	G	MIN	FGM	FGA	FG%	2PM	2PA	2P%	3PM	3PA	3P%	FTM	FTA	FT%	OREB	DREB	REB	AST	STL	BLK	DEF	TO	PF	CHG	PM	PTS
0	Michael Fee	0	0	0	0	.000	0	0	.000	0	0	.000	0	0	.000	0	0	0	0	0	0	0	0	0	0	0	0
0	Dan Pascale	0	0	0	0	.000	0	0	.000	0	0	.000	0	0	.000	0	0	0	0	0	0	0	0	0	0	0	0
0	Nate Pagan	0	0	0	0	.000	0	0	.000	0	0	.000	0	0	.000	0	0	0	0	0	0	0	0	0	0	0	0
0	Dean Melchionni	0	0	0	0	.000	0	0	.000	0	0	.000	0	0	.000	0	0	0	0	0	0	0	0	0	0	0	0
3	Ross Danzig	1	0	14	18	.778	12	16	.750	2	2	1.000	1	5	.200	2	4	6	4	1	1	0	1	1	0	21	31
4	Justin Klingman	1	0	6	10	.600	2	2	1.000	4	8	.500	0	0	.000	0	4	4	3	1	0	0	1	1	0	20	16
5	PJ Kelly	1	0	5	11	.455	1	2	.500	4	9	.444	0	0	.000	1	4	5	3	0	0	0	0	1	0	14	14
10	Kyle Ranck	1	0	3	8	.375	1	2	.500	2	6	.333	0	0	.000	0	7	7	1	1	0	0	0	1	0	16	8
12	Mike Barr	1	0	3	6	.500	2	2	1.000	1	4	.250	0	0	.000	0	3	3	0	0	0	1	0	0	0	10	7
13	Brendan Boken	0	0	0	0	.000	0	0	.000	0	0	.000	0	0	.000	0	0	0	0	0	0	0	0	0	0	0	0
15	Patrick Calvey	1	0	3	5	.600	2	3	.667	1	2	.500	1	4	.250	0	5	5	2	0	0	0	0	2	0	19	8
20	Pascale	0	0	0	0	.000	0	0	.000	0	0	.000	0	0	.000	0	0	0	0	0	0	0	0	0	0	0	0
	TEAM	1	0	0	0	.000	0	0	.000	0	0	.000	0	0	.000	0	2	2	0	0	0	0	0	0	0	0	0
	TOTALS	1	0	34	58	.586	20	27	.741	14	31	.452	2	9	.222	3	29	32	13	3	1	1	2	6	0	20	84



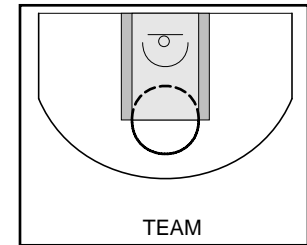
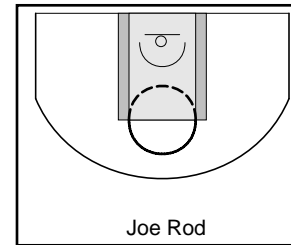
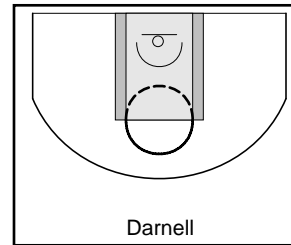
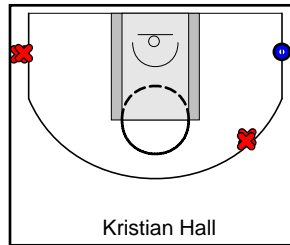
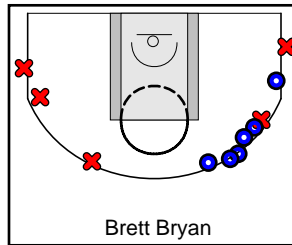

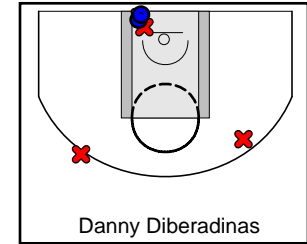
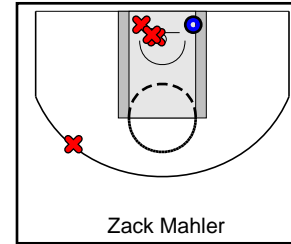
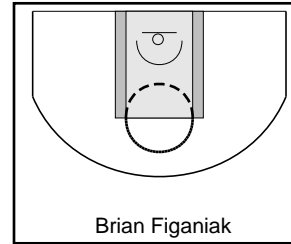
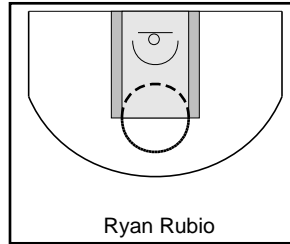
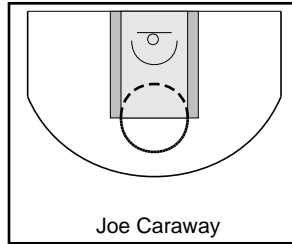
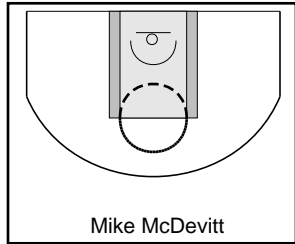
DiBeradinas CHARCOAL

6/20/17 Danzig ORANGE at DiBeradinas CHARCOAL

	1	2	T
Danzig ORANGE	40	44	84
DiBeradinas	28	36	64



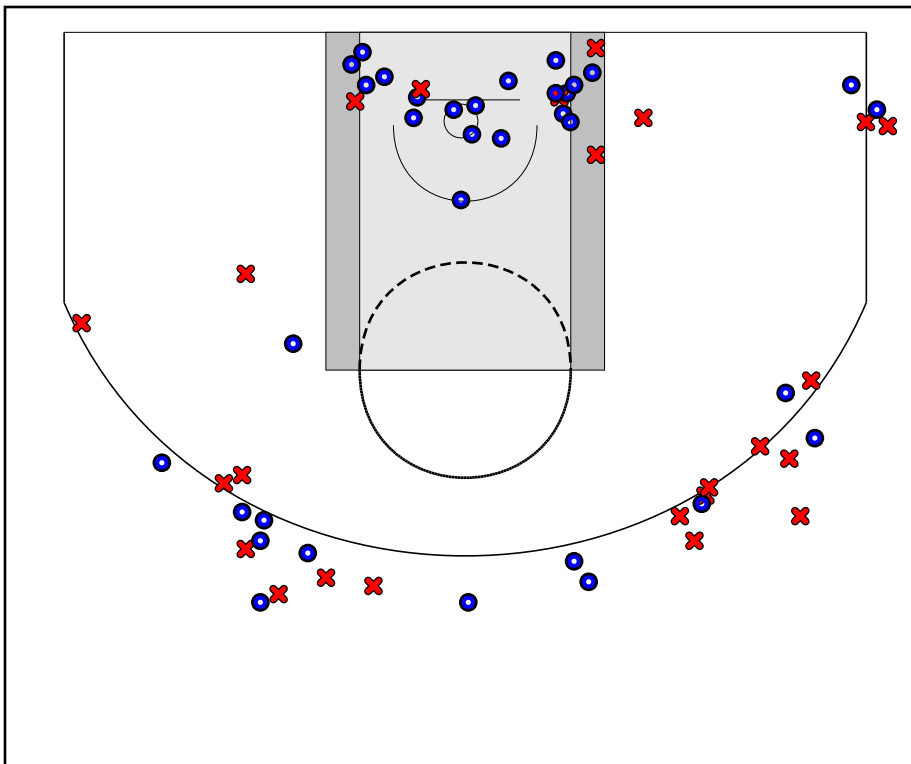
#	Name	G	MIN	FGM	FGA	FG%	2PM	2PA	2P%	3PM	3PA	3P%	FTM	FTA	FT%	OREB	DREB	REB	AST	STL	BLK	DEF	TO	PF	CHG	PM	PTS
0	Mike McDevitt	0	0	0	0	.000	0	0	.000	0	0	.000	0	0	.000	0	0	0	0	0	0	0	0	0	0	0	0
0	Joe Caraway	0	0	0	0	.000	0	0	.000	0	0	.000	0	0	.000	0	0	0	0	0	0	0	0	0	0	0	0
0	Ryan Rubio	0	0	0	0	.000	0	0	.000	0	0	.000	0	0	.000	0	0	0	0	0	0	0	0	0	0	0	0
0	Brian Figaniak	0	0	0	0	.000	0	0	.000	0	0	.000	0	0	.000	0	0	0	0	0	0	0	0	0	0	0	0
3	Zack Mahler	1	0	1	5	.200	1	4	.250	0	1	.000	1	2	.500	0	2	2	1	0	1	2	1	2	0	-20	3
4	Danny Diberadinas	1	0	2	6	.333	2	4	.500	0	2	.000	1	2	.500	0	4	4	2	0	0	0	0	3	0	-20	5
5	Timmy Smith	1	0	16	28	.571	15	23	.652	1	5	.200	2	3	.667	0	14	14	6	0	0	1	2	3	0	-20	35
12	Brett Bryan	1	0	6	11	.545	0	0	.000	6	11	.545	0	0	.000	0	0	0	0	0	0	2	1	1	0	-20	18
13	Kristian Hall	1	0	1	5	.200	0	0	.000	1	5	.200	0	0	.000	1	0	1	0	1	0	0	0	0	0	-20	3
14	Darnell	0	0	0	0	.000	0	0	.000	0	0	.000	0	0	.000	0	0	0	0	0	0	0	0	0	0	0	0
20	Joe Rod	0	0	0	0	.000	0	0	.000	0	0	.000	0	0	.000	0	0	0	0	0	0	0	0	0	0	0	0
	TEAM	1	0	0	0	.000	0	0	.000	0	0	.000	0	0	.000	1	0	1	0	0	0	0	0	0	0	0	0
	TOTALS	1	0	26	55	.473	18	31	.581	8	24	.333	4	7	.571	2	20	22	9	1	1	5	4	9	0	-20	64



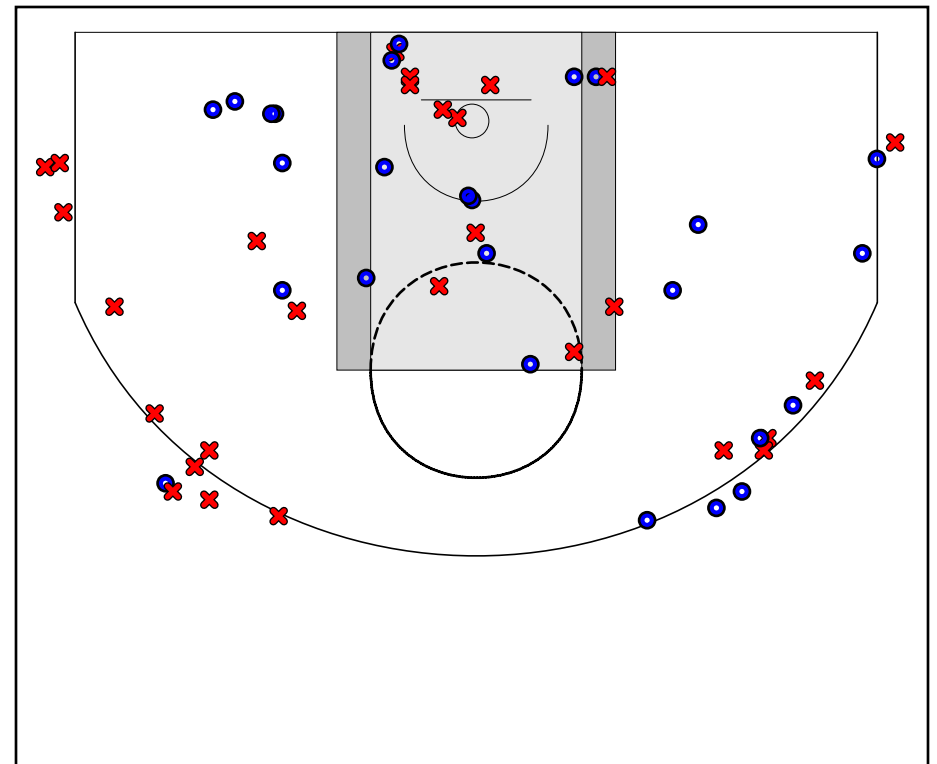
Game Summary Comparison

Statistic	Danzig ORANGE	DiBeradinas CHARCOAL
Points	84	64
<i>Field Goals</i>	34 / 58	26 / 55
<i>2 Point</i>	20 / 27	18 / 31
<i>3 Point</i>	14 / 31	8 / 24
<i>Free Throws</i>	2 / 9	4 / 7
Assists	13	9
Rebounds	32	22
<i>Offensive</i>	3	2
<i>Defensive</i>	29	20
Blocks	1	1
Steals	3	1
Deflections	1	5
Turnovers	2	4
Charges Taken	0	0
Personal Fouls	6	9

Danzig ORANGE



DiBeradinas CHARCOAL



Danzig ORANGE Turnovers

Period	Clock	Player	Turnover Type
1st Period	0:00	#3 Ross Danzig	Other
2nd Period	0:00	#4 Justin Klingman	Other

Danzig ORANGE Fouls

Period	Clock	Player	Foul
1st Period	0:00	#15 Patrick Calvey	Other (Def)
1st Period	0:00	#15 Patrick Calvey	Other (Def)
1st Period	0:00	#10 Kyle Ranck	Other (Def)
2nd Period	0:00	#5 PJ Kelly	Other (Def)
2nd Period	0:00	#3 Ross Danzig	Other (Def)
2nd Period	0:00	#4 Justin Klingman	Other (Def)

DiBeradinas CHARCOAL Turnovers

Period	Clock	Player	Turnover Type
1st Period	0:00	#12 Brett Bryan	Other
1st Period	0:00	#5 Timmy Smith	Other
1st Period	0:00	#5 Timmy Smith	Other
2nd Period	0:00	#3 Zack Mahler	Other

DiBeradinas CHARCOAL Fouls

Period	Clock	Player	Foul
1st Period	0:00	#4 Danny Diberadinas	Other (Def)
1st Period	0:00	#5 Timmy Smith	Other (Def)
1st Period	0:00	#5 Timmy Smith	Other (Def)
1st Period	0:00	#4 Danny Diberadinas	Other (Def)
1st Period	0:00	#12 Brett Bryan	Other (Def)
1st Period	0:00	#3 Zack Mahler	Other (Def)
1st Period	0:00	#3 Zack Mahler	Adjustment (Removed)
2nd Period	0:00	#3 Zack Mahler	Other (Def)
2nd Period	0:00	#4 Danny Diberadinas	Other (Def)
2nd Period	0:00	#5 Timmy Smith	Other (Def)
2nd Period	0:00	#3 Zack Mahler	Other (Def)