

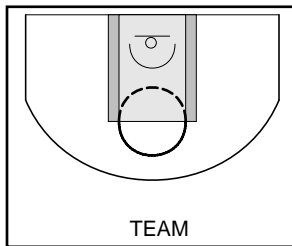
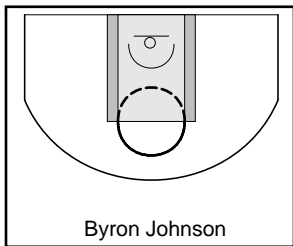
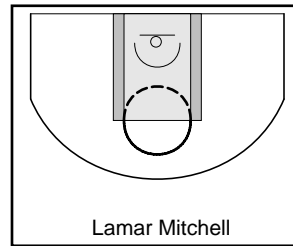
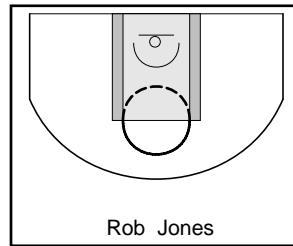
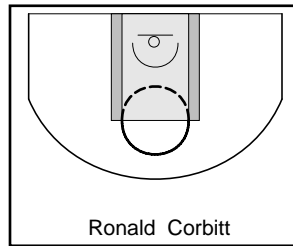
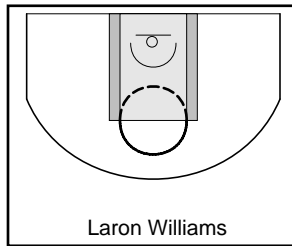
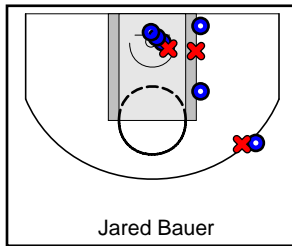
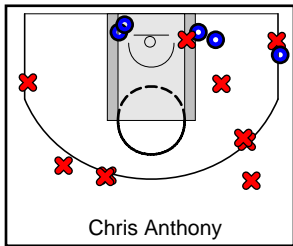
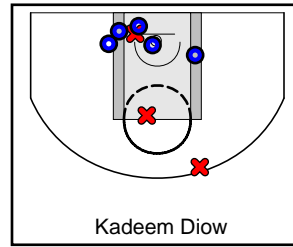
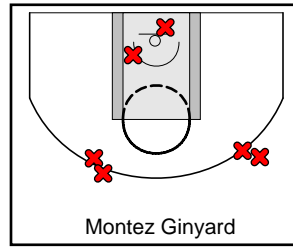
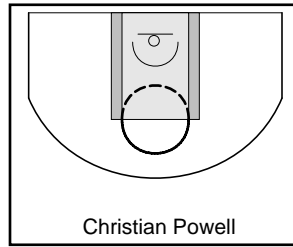
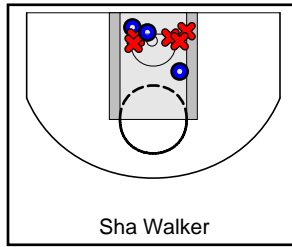
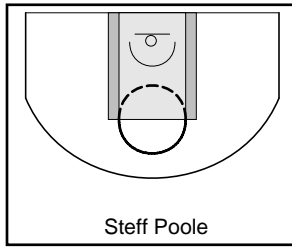
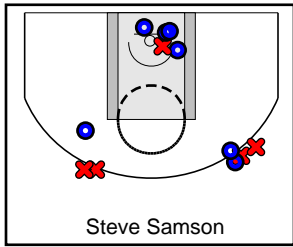
Anthony NAVY BLUE

6/20/17 Anthony NAVY BLUE at Griffin MAROON

	1	2	T
Anthony NAVY	31	31	62
Griffin MAROON	38	35	73



#	Name	G	MIN	FGM	FGA	FG%	2PM	2PA	2P%	3PM	3PA	3P%	FTM	FTA	FT%	OREB	DREB	REB	AST	STL	BLK	DEF	TO	PF	CHG	PM	PTS
0	Steve Samson	1	0	7	12	.583	5	6	.833	2	6	.333	2	2	1.000	1	6	7	2	0	0	0	2	3	0	-15	18
0	Steff Poole	0	0	0	0	.000	0	0	.000	0	0	.000	0	0	.000	0	0	0	0	0	0	0	0	0	0	0	0
0	Sha Walker	1	0	3	8	.375	3	8	.375	0	0	.000	2	5	.400	8	3	11	3	1	0	0	1	4	0	-9	8
0	Christian Powell	0	0	0	0	.000	0	0	.000	0	0	.000	0	0	.000	0	0	0	0	0	0	0	0	0	0	0	0
3	Montez Ginyard	1	0	0	6	.000	0	2	.000	0	4	.000	0	0	.000	1	1	2	0	2	0	0	0	3	0	-9	0
3	Kadeem Diow	1	0	5	8	.625	5	7	.714	0	1	.000	0	0	.000	5	0	5	0	0	0	1	3	3	0	1	10
4	Chris Anthony	1	0	5	15	.333	4	6	.667	1	9	.111	0	0	.000	0	0	0	1	1	0	3	1	1	0	-11	11
5	Jared Bauer	1	0	6	9	.667	5	7	.714	1	2	.500	2	4	.500	4	4	8	2	2	0	2	4	1	0	-11	15
10	Laron Williams	0	0	0	0	.000	0	0	.000	0	0	.000	0	0	.000	0	0	0	0	0	0	0	0	0	0	0	0
11	Ronald Corbitt	0	0	0	0	.000	0	0	.000	0	0	.000	0	0	.000	0	0	0	0	0	0	0	0	0	0	0	0
12	Rob Jones	0	0	0	0	.000	0	0	.000	0	0	.000	0	0	.000	0	0	0	0	0	0	0	0	0	0	0	0
13	Lamar Mitchell	0	0	0	0	.000	0	0	.000	0	0	.000	0	0	.000	0	0	0	0	0	0	0	0	0	0	0	0
14	Byron Johnson	0	0	0	0	.000	0	0	.000	0	0	.000	0	0	.000	0	0	0	0	0	0	0	0	0	0	0	0
	TEAM	1	0	0	0	.000	0	0	.000	0	0	.000	0	0	.000	2	2	4	0	0	0	0	0	0	0	0	0
	TOTALS	1	0	26	58	.448	22	36	.611	4	22	.182	6	11	.545	21	16	37	8	6	0	6	11	15	0	-11	62



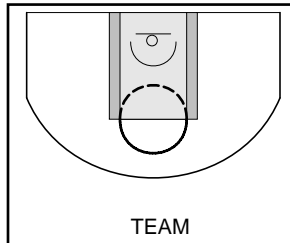
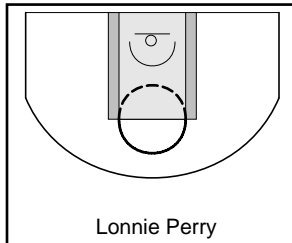
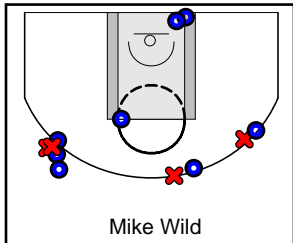
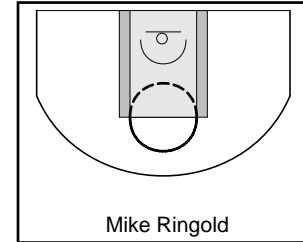
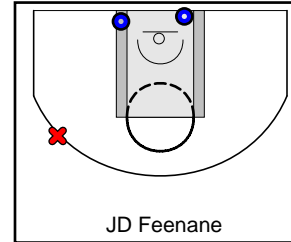
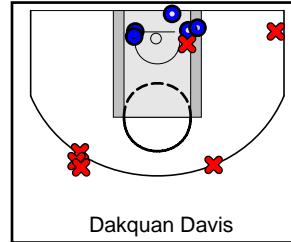
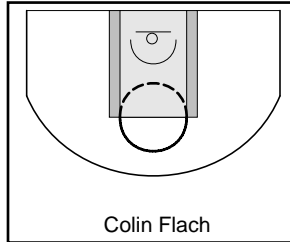
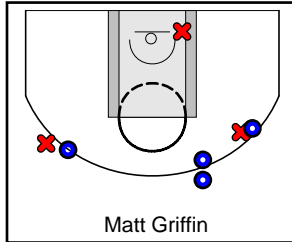
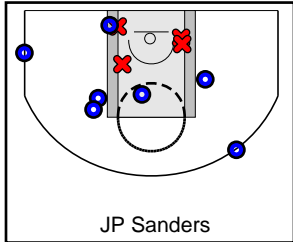
Griffin MAROON

6/20/17 Anthony NAVY BLUE at Griffin MAROON

	1	2	T
Anthony NAVY	31	31	62
Griffin MAROON	38	35	73



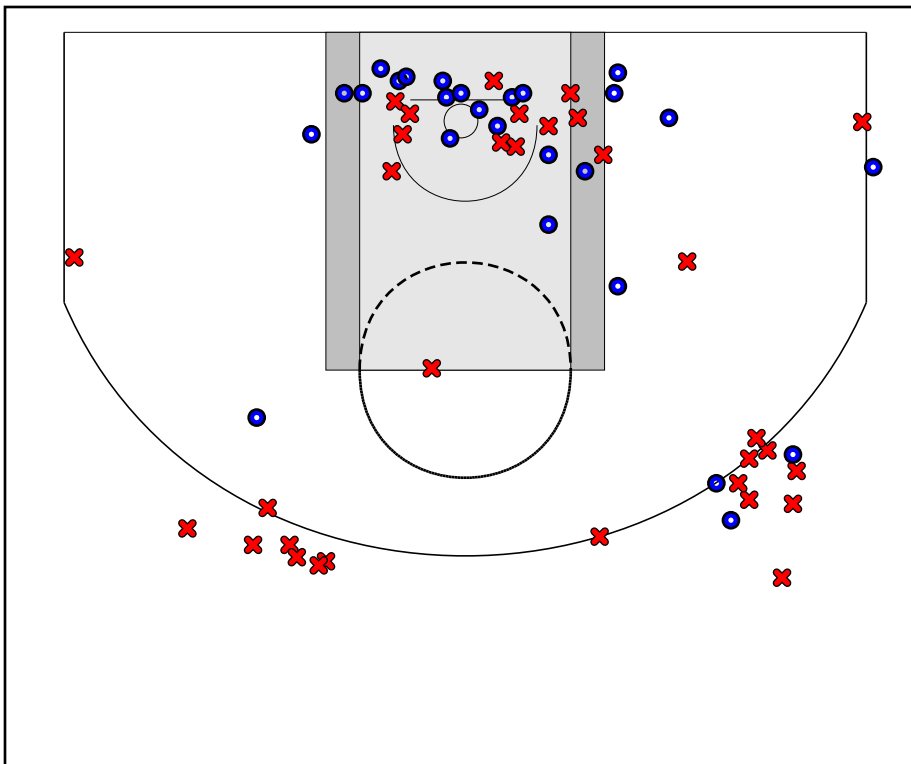
#	Name	G	MIN	FGM	FGA	FG%	2PM	2PA	2P%	3PM	3PA	3P%	FTM	FTA	FT%	OREB	DREB	REB	AST	STL	BLK	DEF	TO	PF	CHG	PM	PTS
3	JP Sanders	1	0	7	11	.636	5	9	.556	2	2	1.000	1	2	.500	3	1	4	0	1	0	2	2	1	0	11	17
4	Matt Griffin	1	0	4	7	.571	0	1	.000	4	6	.667	0	0	.000	2	3	5	1	1	0	2	1	1	0	11	12
5	Colin Flach	0	0	0	0	.000	0	0	.000	0	0	.000	0	0	.000	0	0	0	0	0	0	0	0	0	0	0	0
10	Dakquan Davis	1	0	5	11	.455	5	6	.833	0	5	.000	8	11	.727	2	0	2	1	2	0	0	0	0	0	11	18
11	JD Feenane	1	0	2	3	.667	2	2	1.000	0	1	.000	0	0	.000	1	1	2	3	1	0	2	0	3	0	11	4
12	Mike Ringold	0	0	0	0	.000	0	0	.000	0	0	.000	0	0	.000	0	0	0	0	0	0	0	0	0	0	0	0
13	Mike Wild	1	0	8	12	.667	3	3	1.000	5	9	.556	1	1	1.000	0	4	4	4	2	1	0	2	3	0	11	22
14	Lonnie Perry	0	0	0	0	.000	0	0	.000	0	0	.000	0	0	.000	0	0	0	0	0	0	0	0	0	0	0	0
	TEAM	1	0	0	0	.000	0	0	.000	0	0	.000	0	0	.000	0	3	3	0	0	0	0	0	0	0	0	0
	TOTALS	1	0	26	44	.591	15	21	.714	11	23	.478	10	14	.714	8	12	20	9	7	1	6	5	8	0	11	73



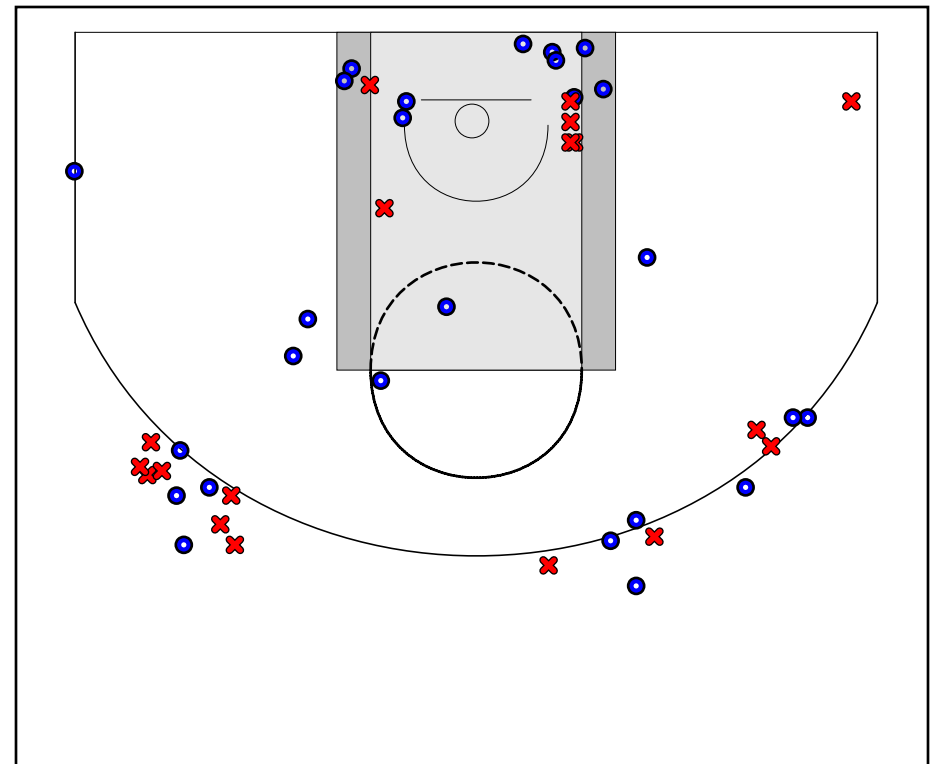
Game Summary Comparison

Statistic	Anthony NAVY BLUE	Griffin MAROON
Points	62	73
<i>Field Goals</i>	26 / 58	26 / 44
<i>2 Point</i>	22 / 36	15 / 21
<i>3 Point</i>	4 / 22	11 / 23
<i>Free Throws</i>	6 / 11	10 / 14
Assists	8	9
Rebounds	37	20
<i>Offensive</i>	21	8
<i>Defensive</i>	16	12
Blocks	0	1
Steals	6	7
Deflections	6	6
Turnovers	11	5
Charges Taken	0	0
Personal Fouls	15	8

Anthony NAVY BLUE



Griffin MAROON



Anthony NAVY BLUE Turnovers

Period	Clock	Player	Turnover Type
1st Period	0:00	#0 Steve Samson	Other
1st Period	0:00	#5 Jared Bauer	Other
1st Period	0:00	#5 Jared Bauer	Other
1st Period	0:00	#5 Jared Bauer	Other
1st Period	0:00	#3 Kadeem Diow	Other
2nd Period	0:00	#5 Jared Bauer	Other
2nd Period	0:00	#0 Steve Samson	Other
2nd Period	0:00	#0 Sha Walker	Other
2nd Period	0:00	#4 Chris Anthony	Other

Anthony NAVY BLUE Fouls

Period	Clock	Player	Foul
1st Period	0:00	#3 Kadeem Diow	Other (Def)
1st Period	0:00	#5 Jared Bauer	Other (Def)
1st Period	0:00	#0 Sha Walker	Other (Def)
1st Period	0:00	#3 Montez Ginyard	Other (Def)
1st Period	0:00	#3 Kadeem Diow	Other (Off)
1st Period	0:00	#3 Kadeem Diow	Other (Off)
1st Period	0:00	#0 Sha Walker	Other (Def)
2nd Period	0:00	#3 Montez Ginyard	Other (Def)
2nd Period	0:00	#0 Steve Samson	Other (Def)
2nd Period	0:00	#0 Sha Walker	Other (Def)
2nd Period	0:00	#0 Steve Samson	Other (Tech)
2nd Period	0:00	#0 Steve Samson	Other (Tech)
2nd Period	0:00	#0 Sha Walker	Other (Def)
2nd Period	0:00	#3 Montez Ginyard	Other (Def)
2nd Period	0:00	#4 Chris Anthony	Other (Def)

Griffin MAROON Turnovers

Period	Clock	Player	Turnover Type
2nd Period	0:00	#13 Mike Wild	Other
2nd Period	0:00	#3 JP Sanders	Other
2nd Period	0:00	#4 Matt Griffin	Other
2nd Period	0:00	#13 Mike Wild	Other
2nd Period	0:00	#3 JP Sanders	Other

Griffin MAROON Fouls

Period	Clock	Player	Foul
1st Period	0:00	#11 JD Feenane	Other (Def)
1st Period	0:00	#11 JD Feenane	Other (Def)
1st Period	0:00	#11 JD Feenane	Other (Def)
2nd Period	0:00	#13 Mike Wild	Other (Def)
2nd Period	0:00	#4 Matt Griffin	Other (Def)
2nd Period	0:00	#13 Mike Wild	Other (Tech)
2nd Period	0:00	#13 Mike Wild	Other (Def)
2nd Period	0:00	#3 JP Sanders	Other (Def)