

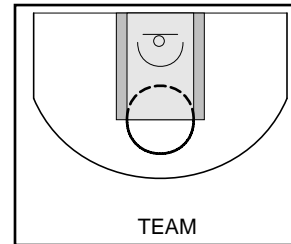
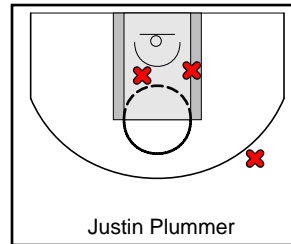
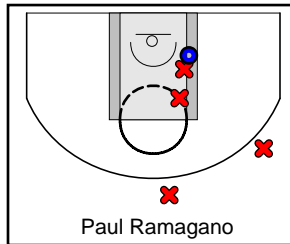
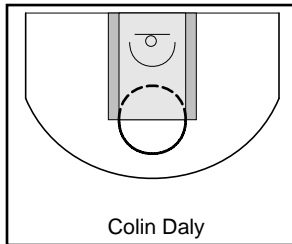
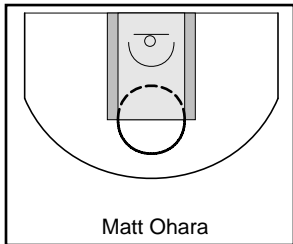
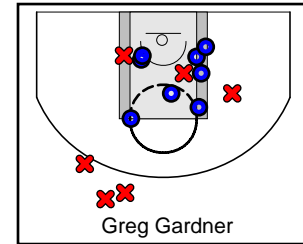
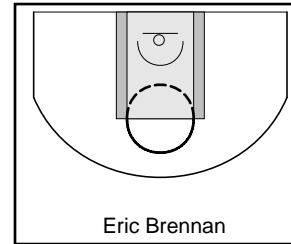
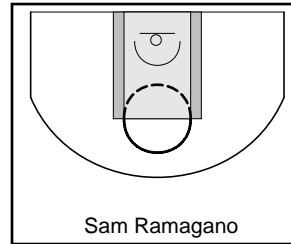
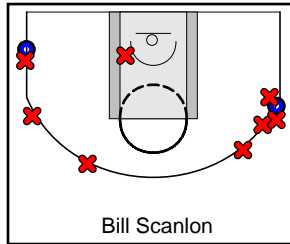
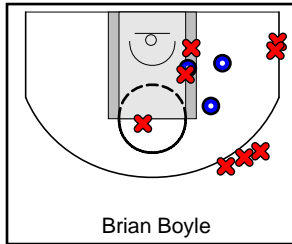

# Teal

6/19/18 Teal at Baby Blue

	1	2	T
Teal	20	22	42
Baby Blue	28	17	45




#	Name	G	MIN	FGM	FGA	FG%	2PM	2PA	2P%	3PM	3PA	3P%	FTM	FTA	FT%	OREB	DREB	REB	AST	STL	BLK	DEF	TO	PF	CHG	PM	PTS
3	DJ Peterson	1	0	2	8	.250	2	7	.286	0	1	.000	1	2	.500	2	5	7	0	0	0	0	1	3	0	-10	5
4	Brian Boyle	1	0	3	11	.273	3	6	.500	0	5	.000	3	3	1.000	0	2	2	1	1	0	0	3	1	0	5	9
5	Bill Scanlon	1	0	2	10	.200	0	1	.000	2	9	.222	2	2	1.000	0	3	3	0	1	0	0	0	0	0	-5	8
10	Sam Ramagano	0	0	0	0	.000	0	0	.000	0	0	.000	0	0	.000	0	0	0	0	0	0	0	0	0	0	0	0
11	Eric Brennan	0	0	0	0	.000	0	0	.000	0	0	.000	0	0	.000	0	0	0	0	0	0	0	0	0	0	0	0
12	Greg Gardner	1	0	8	14	.571	8	11	.727	0	3	.000	2	2	1.000	3	5	8	1	1	0	0	0	2	0	-5	18
12	Matt Ohara	0	0	0	0	.000	0	0	.000	0	0	.000	0	0	.000	0	0	0	0	0	0	0	0	0	0	0	0
13	Colin Daly	0	0	0	0	.000	0	0	.000	0	0	.000	0	0	.000	0	0	0	0	0	0	0	0	0	0	0	0
14	Paul Ramagano	1	0	1	5	.200	1	3	.333	0	2	.000	0	0	.000	2	4	6	3	0	0	0	0	3	0	-3	2
20	Justin Plummer	1	0	0	3	.000	0	2	.000	0	1	.000	0	0	.000	0	4	4	2	0	0	0	1	1	0	-2	0
	TEAM	1	0	0	0	.000	0	0	.000	0	0	.000	0	0	.000	2	2	4	0	0	0	0	0	0	0	0	0
	<b>TOTALS</b>	<b>1</b>	<b>0</b>	<b>16</b>	<b>51</b>	<b>.314</b>	<b>14</b>	<b>30</b>	<b>.467</b>	<b>2</b>	<b>21</b>	<b>.095</b>	<b>8</b>	<b>9</b>	<b>.889</b>	<b>9</b>	<b>25</b>	<b>34</b>	<b>7</b>	<b>3</b>	<b>0</b>	<b>0</b>	<b>5</b>	<b>10</b>	<b>0</b>	<b>-3</b>	<b>42</b>



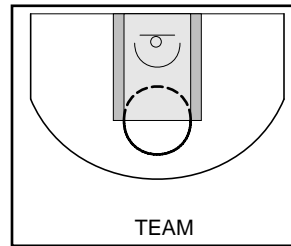
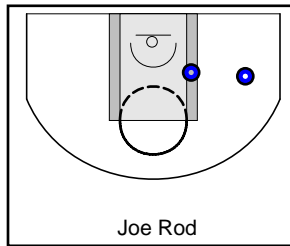
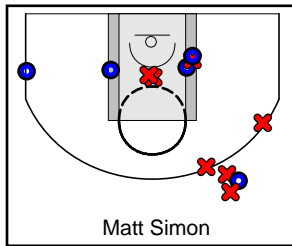
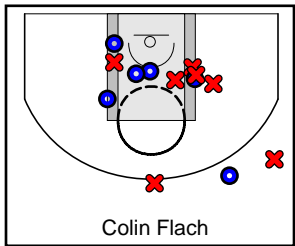
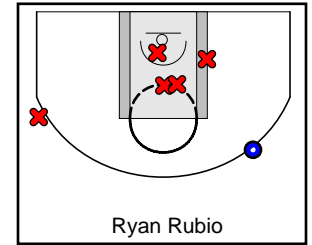
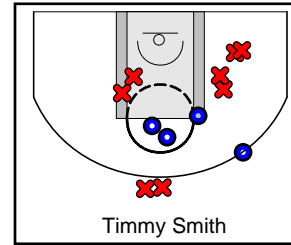
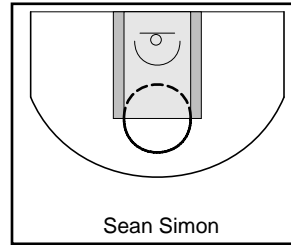
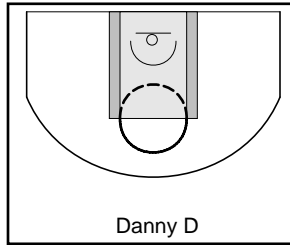
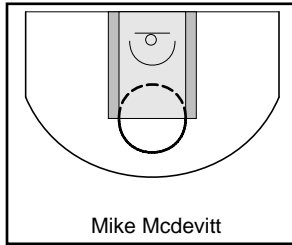
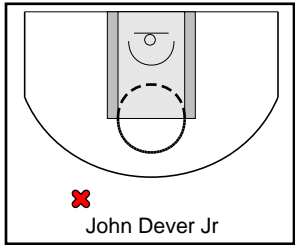
# Baby Blue

6/19/18 Teal at Baby Blue

	1	2	T
Teal	20	22	42
Baby Blue	28	17	45



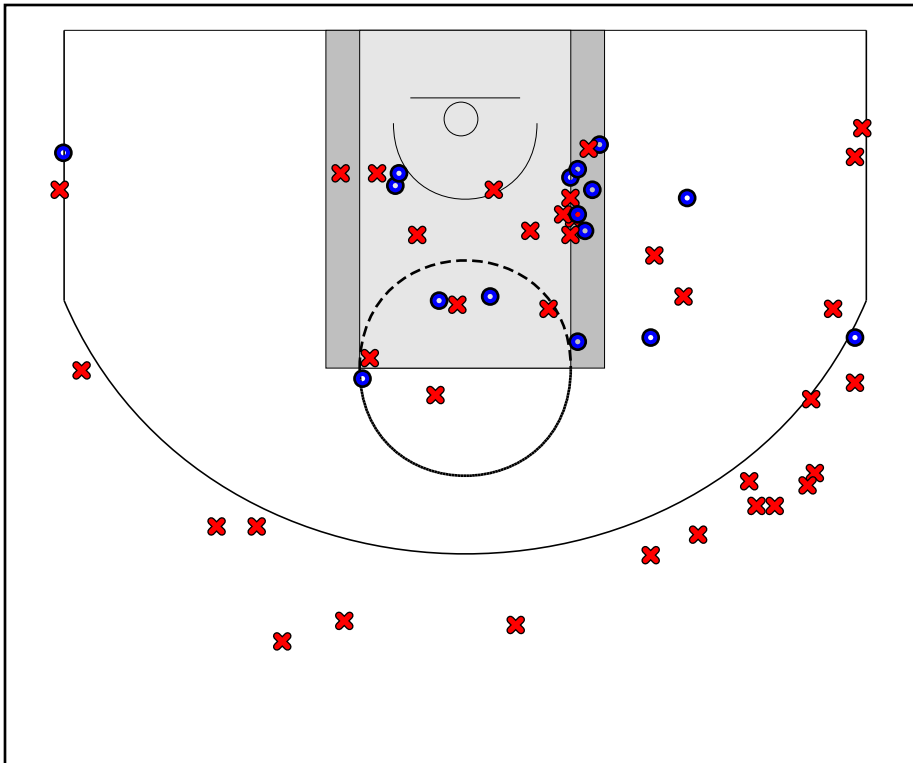
#	Name	G	MIN	FGM	FGA	FG%	2PM	2PA	2P%	3PM	3PA	3P%	FTM	FTA	FT%	OREB	DREB	REB	AST	STL	BLK	DEF	TO	PF	CHG	PM	PTS
0	John Dever Jr	1	0	0	1	.000	0	0	.000	0	1	.000	0	0	.000	0	0	0	0	0	0	0	0	1	0	2	0
0	Mike Mcdevitt	0	0	0	0	.000	0	0	.000	0	0	.000	0	0	.000	0	0	0	0	0	0	0	0	0	0	0	0
1	Danny D	0	0	0	0	.000	0	0	.000	0	0	.000	0	0	.000	0	0	0	0	0	0	0	0	0	0	0	0
3	Sean Simon	0	0	0	0	.000	0	0	.000	0	0	.000	0	0	.000	0	0	0	0	0	0	0	0	0	0	0	0
4	Timmy Smith	1	0	4	12	.333	3	9	.333	1	3	.333	1	2	.500	1	5	6	4	1	1	1	1	0	0	0	10
5	Ryan Rubio	1	0	1	6	.167	0	4	.000	1	2	.500	0	0	.000	2	3	5	3	0	2	0	0	1	0	3	3
11	Colin Flach	1	0	6	13	.462	5	10	.500	1	3	.333	0	3	.000	4	2	6	0	0	0	0	0	3	0	-5	13
15	Matt Simon	1	0	4	11	.364	2	5	.400	2	6	.333	0	1	.000	1	5	6	0	0	0	0	3	1	0	5	10
22	Joe Rod	1	0	2	2	1.000	2	2	1.000	0	0	.000	0	0	.000	1	3	4	0	1	0	0	1	1	0	4	4
	TEAM	1	0	1	5	.200	0	2	.000	1	3	.333	2	4	.500	3	8	11	3	0	0	0	0	2	0	0	5
	TOTALS	1	0	18	50	.360	12	32	.375	6	18	.333	3	10	.300	12	26	38	10	2	3	1	5	9	0	3	45



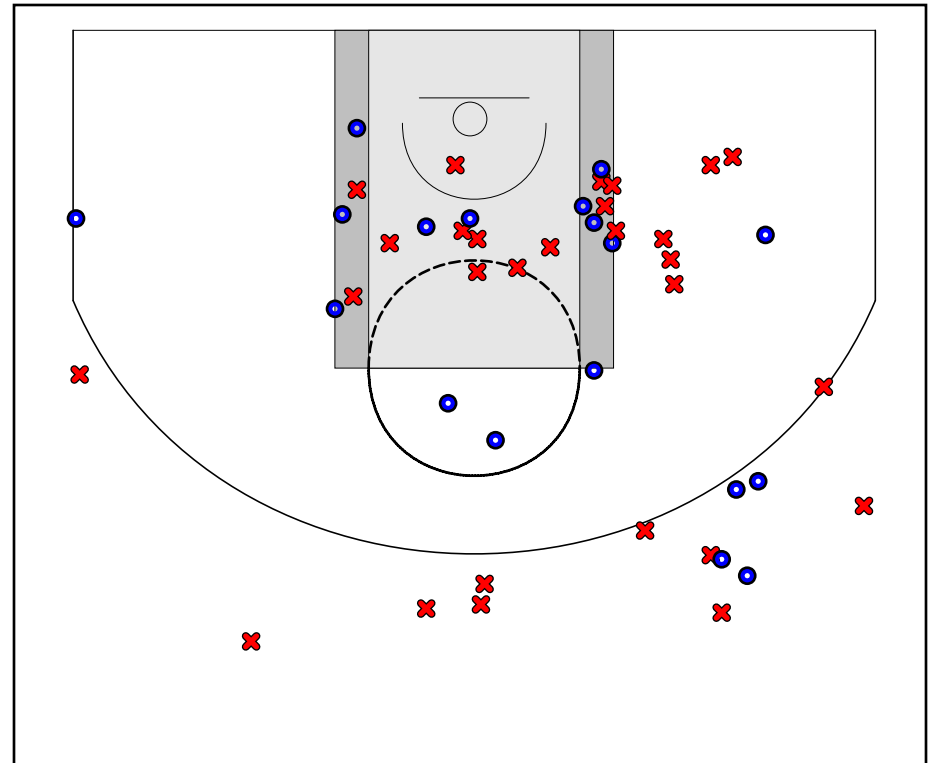
## Game Summary Comparison

Statistic	Teal	Baby Blue
Points	42	45
<i>Field Goals</i>	16 / 51	18 / 50
<i>2 Point</i>	14 / 30	12 / 32
<i>3 Point</i>	2 / 21	6 / 18
<i>Free Throws</i>	8 / 9	3 / 10
Assists	7	10
Rebounds	34	38
<i>Offensive</i>	9	12
<i>Defensive</i>	25	26
Blocks	0	3
Steals	3	2
Deflections	0	1
Turnovers	5	5
Charges Taken	0	0
Personal Fouls	10	9

Teal



Baby Blue



### Teal Turnovers

Period	Clock	Player	Turnover Type
1st Period	0:00	#20 Justin Plummer	Other
1st Period	0:00	#3 DJ Peterson	Other
2nd Period	0:00	#4 Brian Boyle	Other
2nd Period	0:00	#4 Brian Boyle	Other
2nd Period	0:00	#4 Brian Boyle	Other

### Teal Fouls

Period	Clock	Player	Foul
1st Period	0:00	#3 DJ Peterson	Other (Def)
1st Period	0:00	#12 Greg Gardner	Other (Def)
2nd Period	0:00	#3 DJ Peterson	Other (Def)
2nd Period	0:00	#3 DJ Peterson	Other (Def)
2nd Period	0:00	#12 Greg Gardner	Other (Def)
2nd Period	0:00	#20 Justin Plummer	Other (Def)
2nd Period	0:00	#4 Brian Boyle	Other (Def)
2nd Period	0:00	#14 Paul Ramagano	Other (Def)
2nd Period	0:00	#14 Paul Ramagano	Other (Def)
2nd Period	0:00	#14 Paul Ramagano	Other (Def)

### Baby Blue Turnovers

Period	Clock	Player	Turnover Type
1st Period	0:00	#15 Matt Simon	Other
1st Period	0:00	#15 Matt Simon	Other
1st Period	0:00	#15 Matt Simon	Other
1st Period	0:00	#22 Joe Rod	Other
2nd Period	0:00	#4 Timmy Smith	Other

### Baby Blue Fouls

Period	Clock	Player	Foul
1st Period	0:00	The team	Other (Def)
1st Period	0:00	The team	Other (Def)
2nd Period	0:00	#15 Matt Simon	Other (Def)
2nd Period	0:00	#11 Colin Flach	Other (Def)
2nd Period	0:00	#11 Colin Flach	Other (Def)
2nd Period	0:00	#0 John Dever Jr	Other (Def)
2nd Period	0:00	#11 Colin Flach	Other (Def)
2nd Period	0:00	#22 Joe Rod	Other (Def)
2nd Period	0:00	#5 Ryan Rubio	Other (Def)