

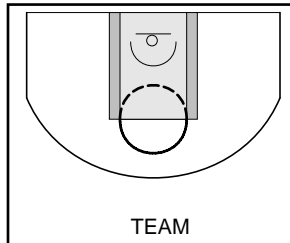
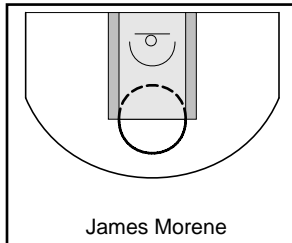
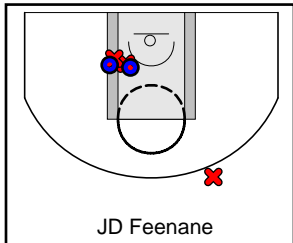
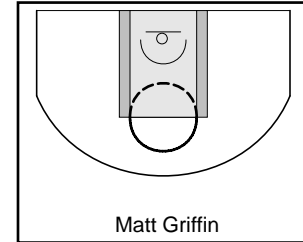
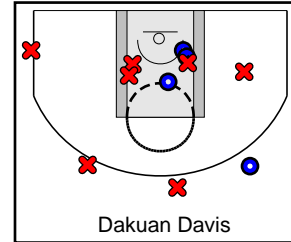
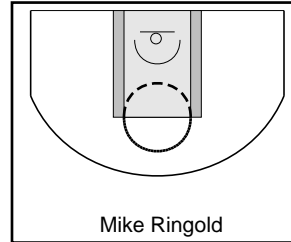
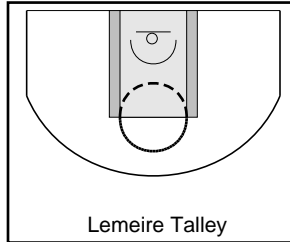
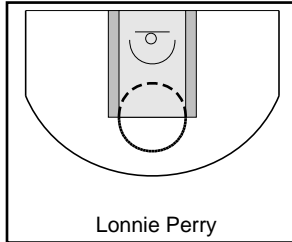
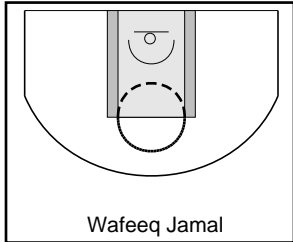
Purple

6/19/18 Purple at Black

	1	2	T
Purple	31	0	31
Black	44	0	44



#	Name	G	MIN	FGM	FGA	FG%	2PM	2PA	2P%	3PM	3PA	3P%	FTM	FTA	FT%	OREB	DREB	REB	AST	STL	BLK	DEF	TO	PF	CHG	PM	PTS
0	Wafeeq Jamal	0	0	0	0	.000	0	0	.000	0	0	.000	0	0	.000	0	0	0	0	0	0	0	0	0	0	0	0
0	Lonnie Perry	0	0	0	0	.000	0	0	.000	0	0	.000	0	0	.000	0	0	0	0	0	0	0	0	0	0	0	0
1	Lemeire Talley	0	0	0	0	.000	0	0	.000	0	0	.000	0	0	.000	0	0	0	0	0	0	0	0	0	0	0	0
4	Mike Ringold	0	0	0	0	.000	0	0	.000	0	0	.000	0	0	.000	0	0	0	0	0	0	0	0	0	0	0	0
10	Dakuan Davis	1	0	4	11	.364	3	7	.429	1	4	.250	5	9	.556	1	0	1	2	2	0	0	1	1	0	-13	14
11	Matt Griffin	0	0	0	0	.000	0	0	.000	0	0	.000	0	0	.000	0	0	0	0	0	0	0	0	0	0	0	0
12	JD Feenane	1	0	2	5	.400	2	4	.500	0	1	.000	0	0	.000	0	3	3	1	0	1	0	0	0	0	-13	4
15	James Morene	0	0	0	0	.000	0	0	.000	0	0	.000	0	0	.000	0	0	0	0	0	0	0	0	0	0	0	0
	TEAM	1	0	6	17	.353	5	6	.833	1	11	.091	0	0	.000	1	6	7	0	4	0	0	1	3	0	0	13
	TOTALS	1	0	12	33	.364	10	17	.588	2	16	.125	5	9	.556	2	9	11	3	6	1	0	2	4	0	-13	31



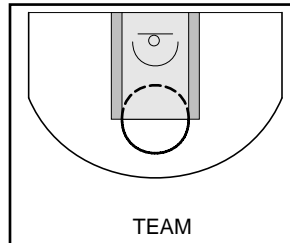
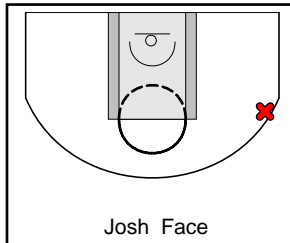
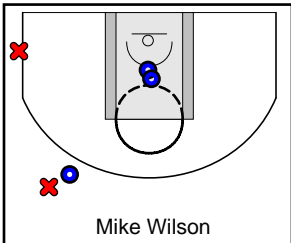
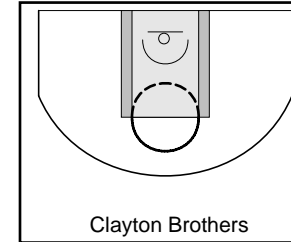
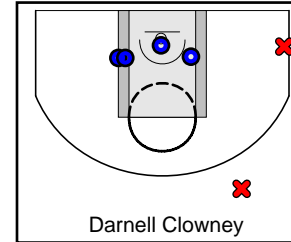
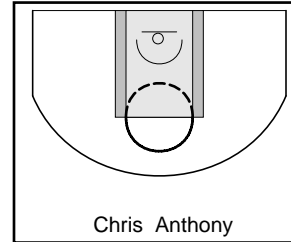
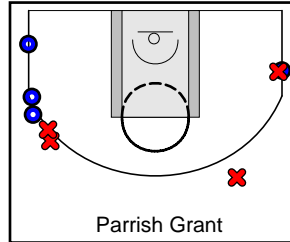
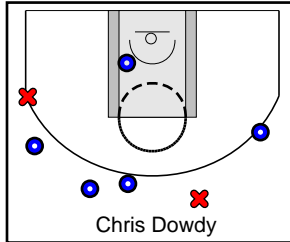
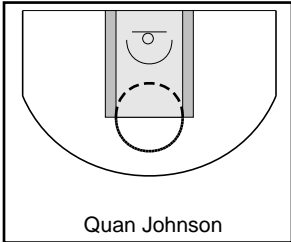
Black

6/19/18 Purple at Black

	1	2	T
Purple	31	0	31
Black	44	0	44



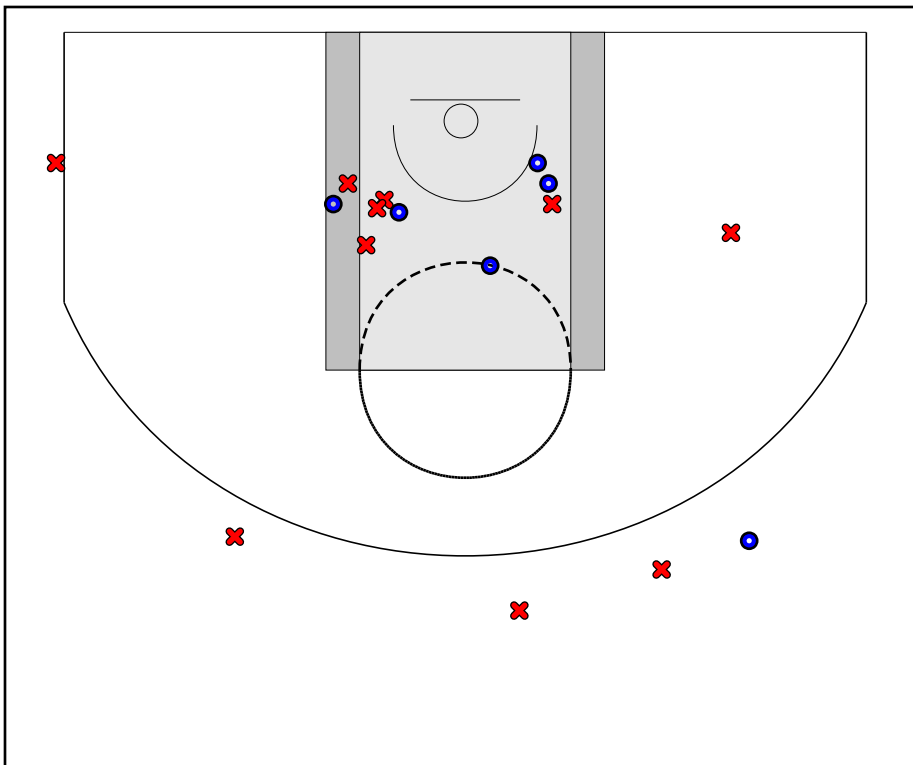
#	Name	G	MIN	FGM	FGA	FG%	2PM	2PA	2P%	3PM	3PA	3P%	FTM	FTA	FT%	OREB	DREB	REB	AST	STL	BLK	DEF	TO	PF	CHG	PM	PTS
0	Quan Johnson	0	0	0	0	.000	0	0	.000	0	0	.000	0	0	.000	0	0	0	0	0	0	0	0	0	0	0	0
3	Chris Dowdy	1	0	5	7	.714	1	1	1.000	4	6	.667	3	3	1.000	0	3	3	5	0	0	0	2	0	0	13	17
4	Parrish Grant	1	0	4	8	.500	0	0	.000	4	8	.500	0	0	.000	0	1	1	1	0	0	0	3	0	0	13	12
5	Chris Anthony	0	0	0	0	.000	0	0	.000	0	0	.000	0	0	.000	0	0	0	0	0	0	0	0	0	0	0	0
10	Darnell Clowney	1	0	4	6	.667	4	4	1.000	0	2	.000	0	0	.000	0	5	5	2	0	0	0	2	1	0	13	8
13	Clayton Brothers	0	0	0	0	.000	0	0	.000	0	0	.000	0	0	.000	0	0	0	0	0	0	0	0	0	0	0	0
14	Mike Wilson	1	0	3	5	.600	2	2	1.000	1	3	.333	0	0	.000	0	5	5	2	0	1	0	0	3	0	13	7
15	Josh Face	1	0	0	1	.000	0	0	.000	0	1	.000	0	0	.000	2	6	8	0	0	0	0	3	2	0	13	0
	TEAM	1	0	0	0	.000	0	0	.000	0	0	.000	0	0	.000	0	1	1	0	0	0	0	0	0	0	0	0
	TOTALS	1	0	16	27	.593	7	7	1.000	9	20	.450	3	3	1.000	2	21	23	10	0	1	0	10	6	0	13	44



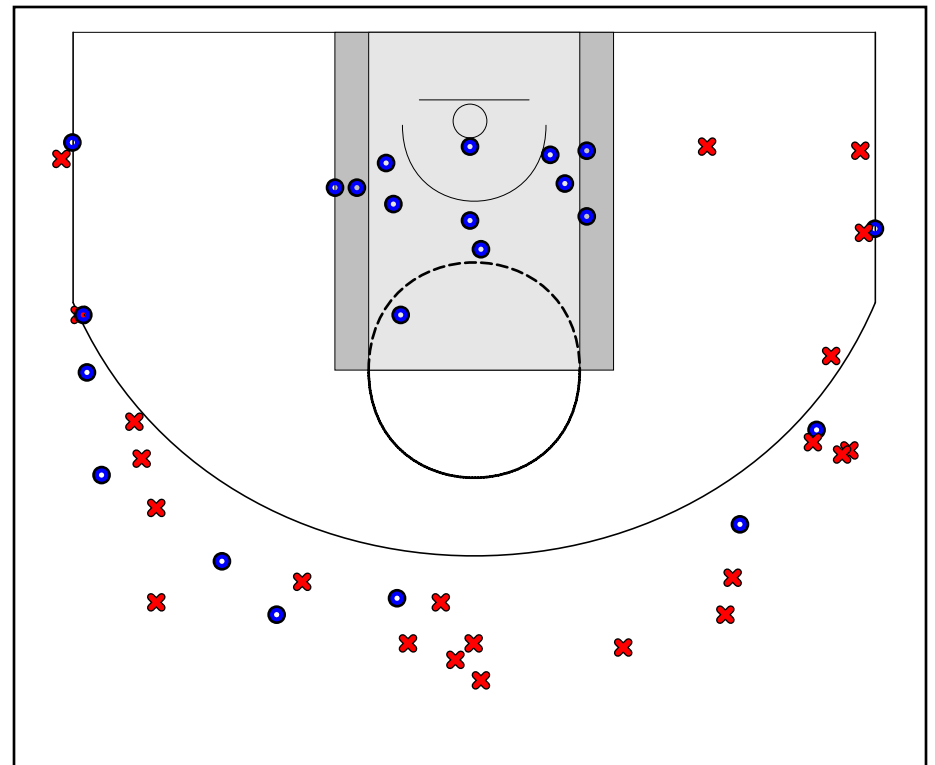
Game Summary Comparison

Statistic	Purple	Black
Points	31	44
<i>Field Goals</i>	12 / 33	16 / 27
<i>2 Point</i>	10 / 17	7 / 7
<i>3 Point</i>	2 / 16	9 / 20
<i>Free Throws</i>	5 / 9	3 / 3
Assists	3	10
Rebounds	11	23
<i>Offensive</i>	2	2
<i>Defensive</i>	9	21
Blocks	1	1
Steals	6	0
Deflections	0	0
Turnovers	2	10
Charges Taken	0	0
Personal Fouls	4	6

Purple



Black



Purple Turnovers

Period	Clock	Player	Turnover Type
1st Period	0:00	#10 Dakuan Davis	Other
1st Period	0:00	Team	Other

Purple Fouls

Period	Clock	Player	Foul
1st Period	0:00	The team	Other (Def)
1st Period	0:00	#10 Dakuan Davis	Other (Def)
1st Period	0:00	The team	Other (Def)
1st Period	0:00	The team	Other (Def)

Black Turnovers

Period	Clock	Player	Turnover Type
1st Period	0:00	#4 Parrish Grant	Other
1st Period	0:00	#10 Darnell Clowney	Other
1st Period	0:00	#3 Chris Dowdy	Other
1st Period	0:00	#15 Josh Face	Other
1st Period	0:00	#4 Parrish Grant	Other
1st Period	0:00	#10 Darnell Clowney	Other
1st Period	0:00	#15 Josh Face	Other
1st Period	0:00	#3 Chris Dowdy	Other
1st Period	0:00	#4 Parrish Grant	Other
1st Period	0:00	#15 Josh Face	Other

Black Fouls

Period	Clock	Player	Foul
1st Period	0:00	#15 Josh Face	Other (Def)
1st Period	0:00	#14 Mike Wilson	Other (Def)
1st Period	0:00	#14 Mike Wilson	Other (Def)
1st Period	0:00	#10 Darnell Clowney	Other (Def)
1st Period	0:00	#14 Mike Wilson	Other (Def)
1st Period	0:00	#15 Josh Face	Other (Def)