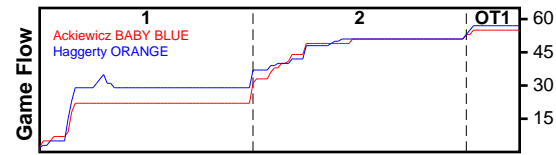


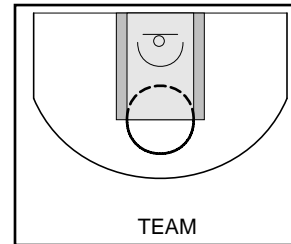
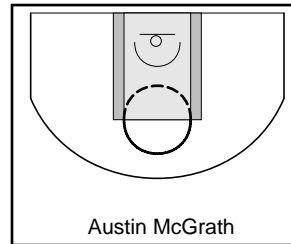
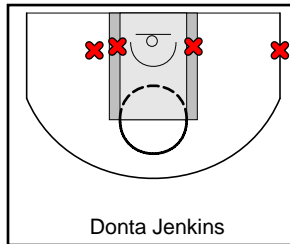
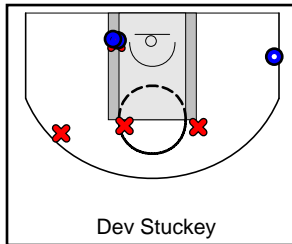
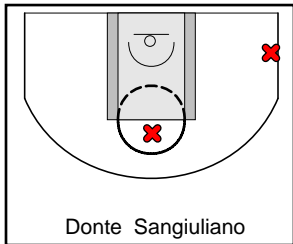
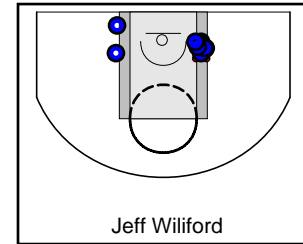
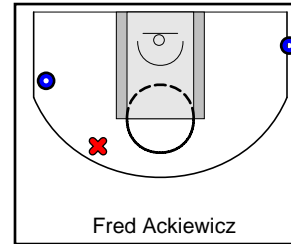
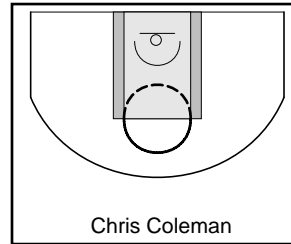
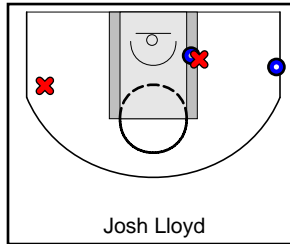
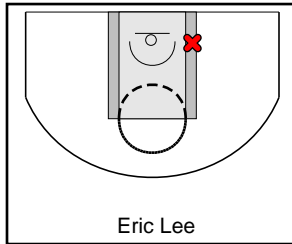
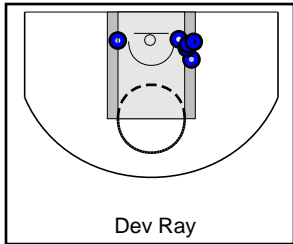
Ackiewicz BABY BLUE

6/19/17 Ackiewicz BABY BLUE at Haggerty ORANGE

	1	2	OT1	T
Ackiewicz BABY	22	29	4	55
Haggerty	29	22	6	57



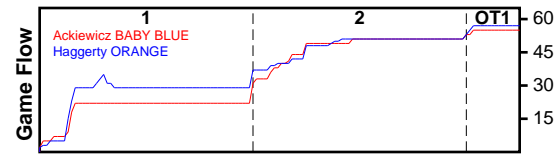
#	Name	G	MIN	FGM	FGA	FG%	2PM	2PA	2P%	3PM	3PA	3P%	FTM	FTA	FT%	OREB	DREB	REB	AST	STL	BLK	DEF	TO	PF	CHG	PM	PTS
0	Dev Ray	1	43	6	6	1.000	6	6	1.000	0	0	.000	2	4	.500	2	2	4	2	2	0	0	3	2	0	3	14
0	Eric Lee	1	7	0	1	.000	0	1	.000	0	0	.000	1	2	.500	0	1	1	0	0	0	0	0	5	0	8	1
3	Josh Lloyd	1	8	2	4	.500	1	2	.500	1	2	.500	0	0	.000	0	0	0	1	0	0	0	0	2	0	4	5
4	Chris Coleman	0	0	0	0	.000	0	0	.000	0	0	.000	0	0	.000	0	0	0	0	0	0	0	0	0	0	0	0
5	Fred Ackiewicz	1	19	2	3	.667	0	0	.000	2	3	.667	0	0	.000	0	0	0	0	1	0	1	2	2	0	-7	6
10	Jeff Wiliford	1	44	10	11	.909	10	11	.909	0	0	.000	2	6	.333	1	1	2	1	1	0	0	0	2	0	2	22
11	Donte Sangiuliano	1	28	0	2	.000	0	1	.000	0	1	.000	0	0	.000	2	2	4	1	0	0	0	0	0	0	5	0
13	Dev Stuckey	1	38	3	7	.429	2	5	.400	1	2	.500	0	0	.000	0	1	1	0	1	0	1	3	0	0	-3	7
20	Donta Jenkins	1	40	0	4	.000	0	3	.000	0	1	.000	0	1	.000	1	0	1	0	0	0	0	0	2	0	-7	0
21	Austin McGrath	0	0	0	0	.000	0	0	.000	0	0	.000	0	0	.000	0	0	0	0	0	0	0	0	0	0	0	0
	TEAM	1	0	0	0	.000	0	0	.000	0	0	.000	0	0	.000	3	0	3	0	0	0	0	0	0	0	0	0
	TOTALS	1	40	23	38	.605	19	29	.655	4	9	.444	5	13	.385	9	7	16	5	5	0	2	8	15	0	-2	55



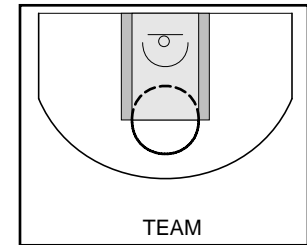
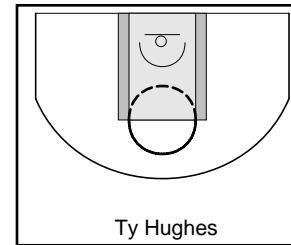
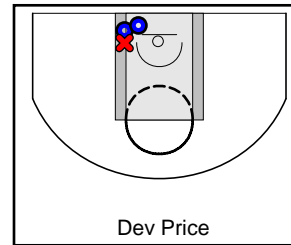
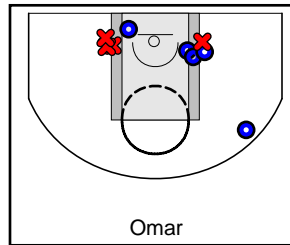
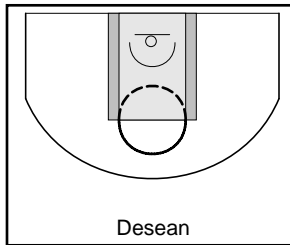
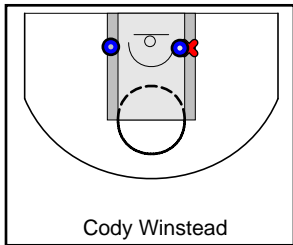
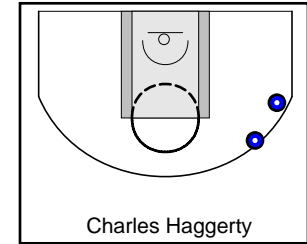
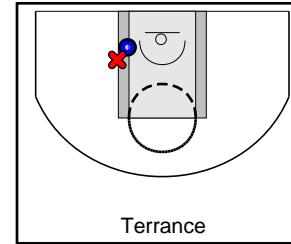
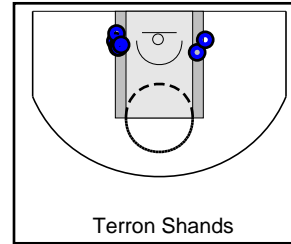
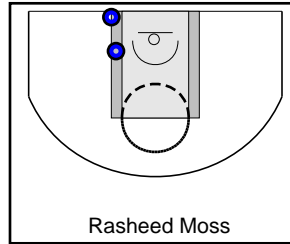
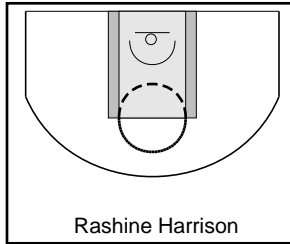
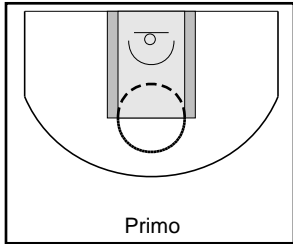
Haggerty ORANGE

6/19/17 Ackiewicz BABY BLUE at Haggerty ORANGE

	1	2	OT1	T
Ackiewicz BABY	22	29	4	55
Haggerty	29	22	6	57



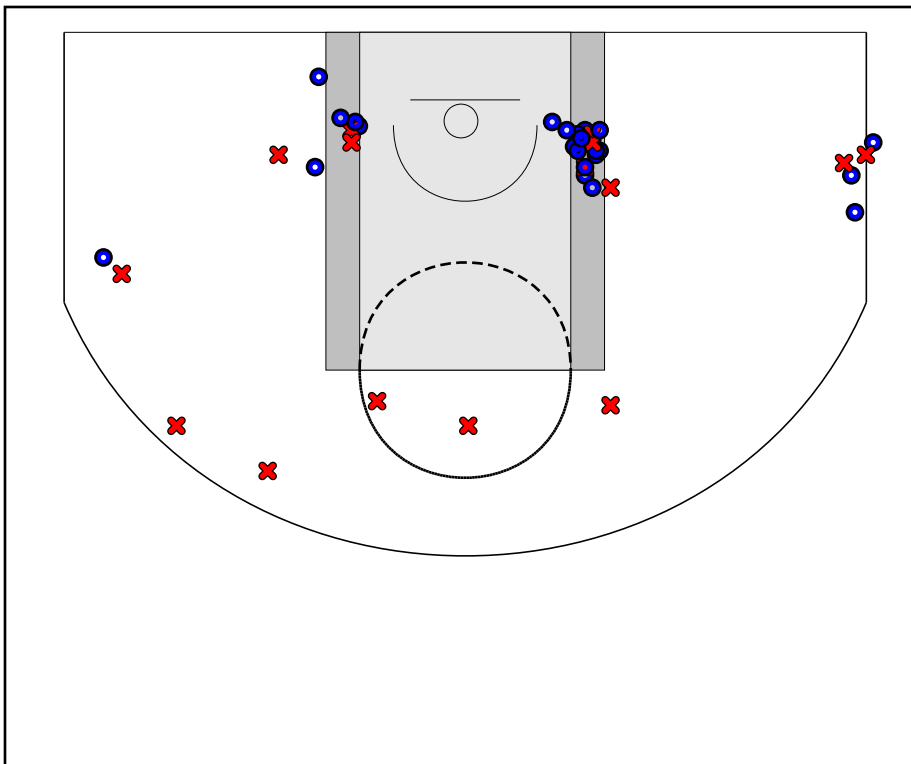
#	Name	G	MIN	FGM	FGA	FG%	2PM	2PA	2P%	3PM	3PA	3P%	FTM	FTA	FT%	OREB	DREB	REB	AST	STL	BLK	DEF	TO	PF	CHG	PM	PTS	
0	Primo	1	2	0	0	.000	0	0	.000	0	0	.000	0	0	.000	0	0	0	0	0	0	0	0	0	0	0	-2	0
0	Rashine Harrison	0	0	0	0	.000	0	0	.000	0	0	.000	0	0	.000	0	0	0	0	0	0	0	0	0	0	0	0	0
0	Rasheed Moss	1	26	0	0	.000	0	0	.000	0	0	.000	1	6	.167	0	0	0	0	1	0	0	1	1	0	5	1	
3	Terron Shands	1	45	7	7	1.000	7	7	1.000	0	0	.000	1	2	.500	0	0	0	1	0	0	1	0	1	0	-4	15	
4	Terrance	1	45	1	2	.500	0	1	.000	1	1	1.000	0	0	.000	0	0	0	0	1	0	0	3	1	0	-2	3	
5	Charles Haggerty	1	6	2	2	1.000	0	0	.000	2	2	1.000	0	0	.000	1	0	1	1	1	0	0	0	0	0	-6	6	
11	Cody Winstead	1	35	3	4	.750	3	4	.750	0	0	.000	1	2	.500	0	0	0	0	0	0	0	1	2	0	-3	7	
13	Desean	0	0	0	0	.000	0	0	.000	0	0	.000	0	0	.000	0	0	0	0	0	0	0	0	0	0	0	0	
14	Omar	1	43	6	10	.600	5	9	.556	1	1	1.000	6	8	.750	2	5	7	1	1	1	1	2	3	0	6	19	
15	Dev Price	1	27	3	4	.750	3	4	.750	0	0	.000	0	1	.000	0	1	1	1	0	1	0	1	4	0	1	6	
55	Ty Hughes	1	0	0	0	.000	0	0	.000	0	0	.000	0	0	.000	0	0	0	0	0	0	0	0	1	0	0	0	
	TEAM	1	0	0	0	.000	0	0	.000	0	0	.000	0	0	.000	1	0	1	0	0	0	0	0	0	0	0	0	
	TOTALS	1	40	22	29	.759	18	25	.720	4	4	1.000	9	19	.474	4	6	10	4	4	2	2	8	13	0	2	57	



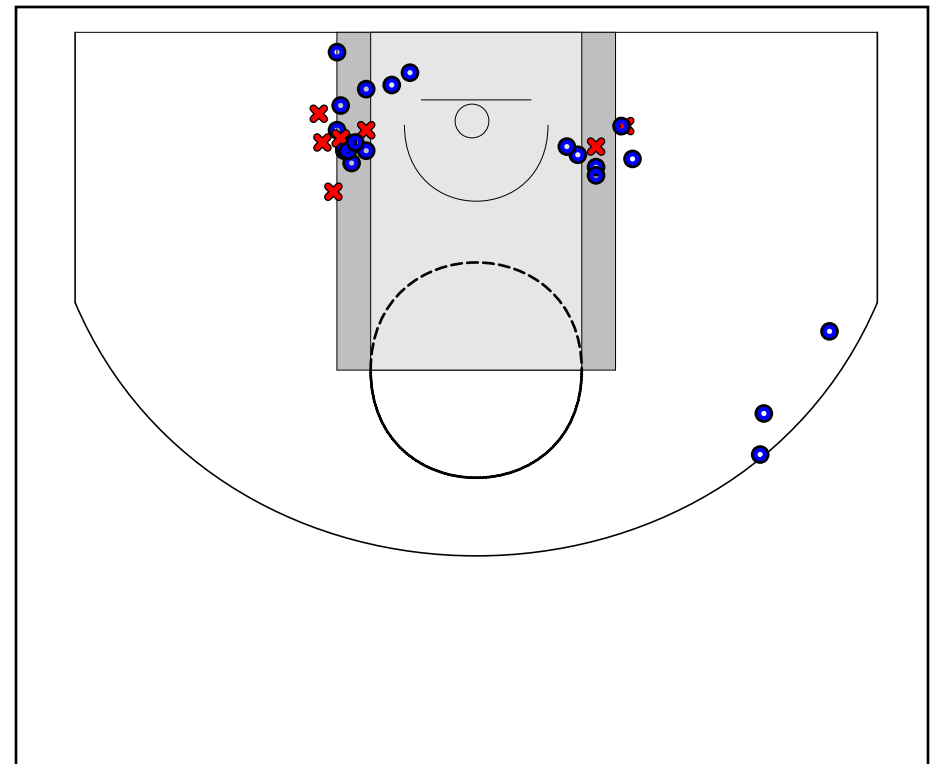
Game Summary Comparison

Statistic	Ackiewicz BABY BLUE	Haggerty ORANGE
Points	55	57
<i>Field Goals</i>	23 / 38	22 / 29
<i>2 Point</i>	19 / 29	18 / 25
<i>3 Point</i>	4 / 9	4 / 4
<i>Free Throws</i>	5 / 13	9 / 19
Assists	5	4
Rebounds	16	10
<i>Offensive</i>	9	4
<i>Defensive</i>	7	6
Blocks	0	2
Steals	5	4
Deflections	2	2
Turnovers	8	8
Charges Taken	0	0
Personal Fouls	15	13

Ackiewicz BABY BLUE



Haggerty ORANGE



Ackiewicz BABY BLUE Turnovers

Period	Clock	Player	Turnover Type
1st Period	16:48	#13 Dev Stuckey	Other
1st Period	15:38	#0 Dev Ray	Other
2nd Period	17:06	#0 Dev Ray	Other
2nd Period	15:39	#5 Fred Ackiewicz	Other
2nd Period	14:48	#0 Dev Ray	Other
2nd Period	13:50	#13 Dev Stuckey	Other
OT 1	4:10	#13 Dev Stuckey	Other

Ackiewicz BABY BLUE Fouls

Period	Clock	Player	Foul
1st Period	17:19	#0 Dev Ray	Blocking (Def)
1st Period	16:48	#3 Josh Lloyd	Blocking (Def)
1st Period	16:32	#10 Jeff Wilford	Holding (Def)
2nd Period	19:53	#20 Donta Jenkins	Holding (Def)
2nd Period	19:53	#3 Josh Lloyd	Holding (Def)
2nd Period	19:53	#0 Eric Lee	Blocking (Def)
2nd Period	17:35	#5 Fred Ackiewicz	Blocking (Def)
2nd Period	16:35	#0 Dev Ray	Blocking (Def)
2nd Period	16:10	#0 Eric Lee	Blocking (Def)
2nd Period	15:17	#10 Jeff Wilford	Reaching in (Def)
2nd Period	14:48	#20 Donta Jenkins	Blocking (Def)
2nd Period	12:30	#5 Fred Ackiewicz	Fighting (Tech)
OT 1	4:51	#0 Eric Lee	Adjustment (Added)
OT 1	4:51	#0 Eric Lee	Adjustment (Added)
OT 1	4:51	#0 Eric Lee	Adjustment (Added)
OT 1	4:51	#0 Eric Lee	Adjustment (Removed)
OT 1	4:51	#0 Eric Lee	Blocking (Def)

Haggerty ORANGE Turnovers

Period	Clock	Player	Turnover Type
1st Period	16:09	#14 Omar	Other
2nd Period	19:53	#4 Terrance	Other
2nd Period	15:17	#15 Dev Price	Other
2nd Period	14:48	#4 Terrance	Other
2nd Period	13:28	#4 Terrance	Other
OT 1	4:51	#0 Rasheed Moss	Other

Haggerty ORANGE Fouls

Period	Clock	Player	Foul
1st Period	17:44	#15 Dev Price	Blocking (Def)
1st Period	16:37	#15 Dev Price	Blocking (Def)
1st Period	16:32	#11 Cody Winstead	Blocking (Def)
1st Period	16:00	#14 Omar	Holding (Def)
1st Period	12:45	#4 Terrance	Adjustment (Added)
1st Period	12:39	#55 Ty Hughes	Adjustment (Added)
2nd Period	19:53	#3 Terron Shands	Reaching in (Def)
2nd Period	19:18	#15 Dev Price	Blocking (Def)
2nd Period	18:04	#14 Omar	Unsportsmanlike conduct (Tech)
2nd Period	16:21	#11 Cody Winstead	Holding (Off)
2nd Period	14:18	#14 Omar	Blocking (Def)
2nd Period	13:10	#0 Rasheed Moss	Blocking (Def)
2nd Period	10:48	#15 Dev Price	Blocking (Def)