

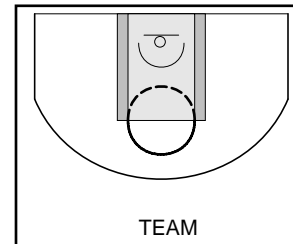
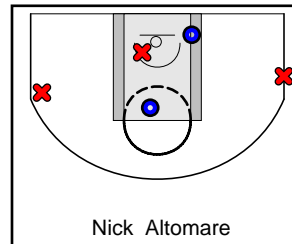
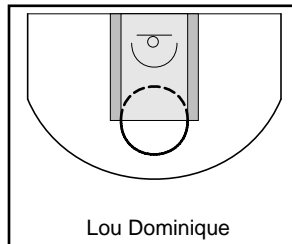
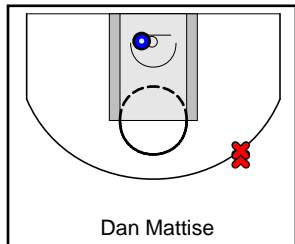
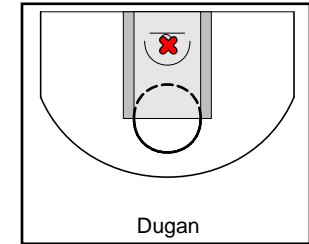
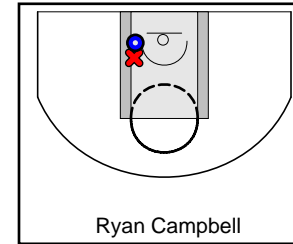
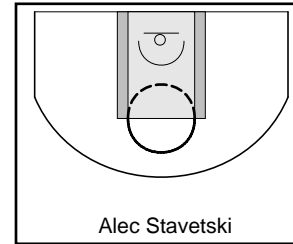
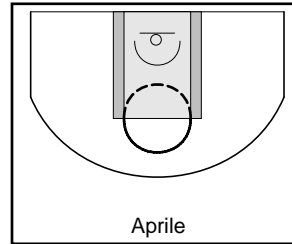
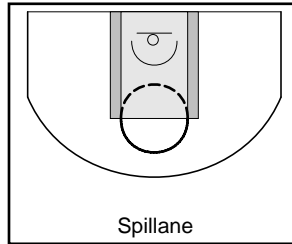
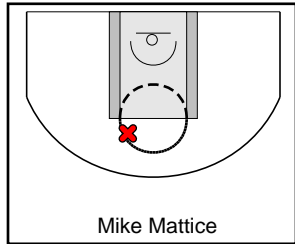
# Orange B

6/18/18 Orange B at Teal B

	1	T
Orange B	10	10
Teal B	28	28



#	Name	G	MIN	FGM	FGA	FG%	2PM	2PA	2P%	3PM	3PA	3P%	FTM	FTA	FT%	OREB	DREB	REB	AST	STL	BLK	DEF	TO	PF	CHG	PM	PTS
3	Mike Mattice	1	0	0	1	.000	0	1	.000	0	0	.000	0	0	.000	0	1	1	0	0	0	0	0	1	0	-18	0
4	Spillane	0	0	0	0	.000	0	0	.000	0	0	.000	0	0	.000	0	0	0	0	0	0	0	0	0	0	0	0
5	Aprile	0	0	0	0	.000	0	0	.000	0	0	.000	0	0	.000	0	0	0	0	0	0	0	0	0	0	0	0
10	Alec Stavetski	0	0	0	0	.000	0	0	.000	0	0	.000	0	0	.000	0	0	0	0	0	0	0	0	0	0	0	0
11	Ryan Campbell	1	0	1	2	.500	1	2	.500	0	0	.000	0	0	.000	0	1	1	0	0	0	0	3	0	0	-18	2
12	Dugan	1	0	0	1	.000	0	1	.000	0	0	.000	2	4	.500	1	1	2	2	0	0	0	0	0	0	-18	2
13	Dan Mattise	1	0	1	3	.333	1	1	1.000	0	2	.000	0	0	.000	0	0	0	0	0	0	0	0	0	0	-18	2
14	Lou Dominique	0	0	0	0	.000	0	0	.000	0	0	.000	0	0	.000	0	0	0	0	0	0	0	0	0	0	0	0
22	Nick Altomare	1	0	2	5	.400	2	3	.667	0	2	.000	0	0	.000	0	2	2	0	0	0	0	0	2	0	-18	4
	TEAM	0	0	0	0	.000	0	0	.000	0	0	.000	0	0	.000	0	0	0	0	0	0	0	0	0	0	0	0
	<b>TOTALS</b>	<b>1</b>	<b>0</b>	<b>4</b>	<b>12</b>	<b>.333</b>	<b>4</b>	<b>8</b>	<b>.500</b>	<b>0</b>	<b>4</b>	<b>.000</b>	<b>2</b>	<b>4</b>	<b>.500</b>	<b>1</b>	<b>5</b>	<b>6</b>	<b>2</b>	<b>0</b>	<b>0</b>	<b>0</b>	<b>3</b>	<b>3</b>	<b>0</b>	<b>-18</b>	<b>10</b>



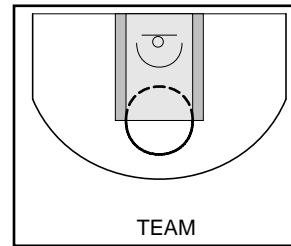
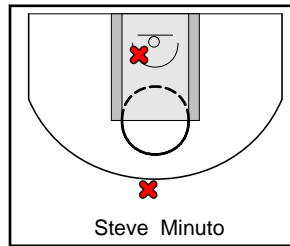
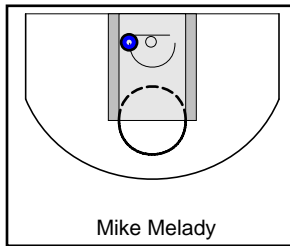
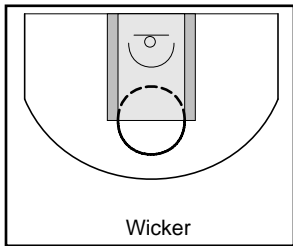
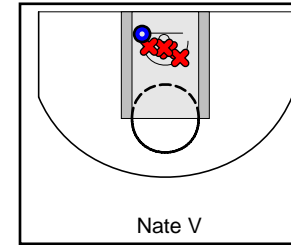
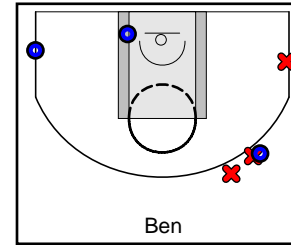
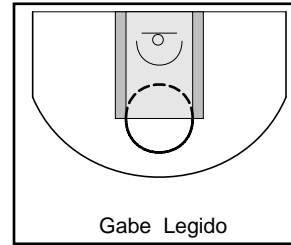
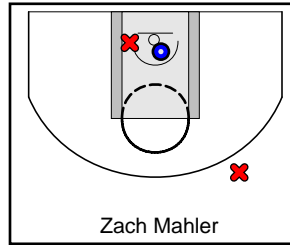
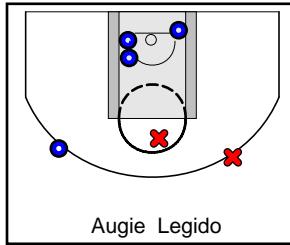
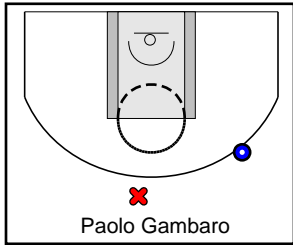
# Teal B

6/18/18 Orange B at Teal B

	1	T
Orange B	10	10
Teal B	28	28



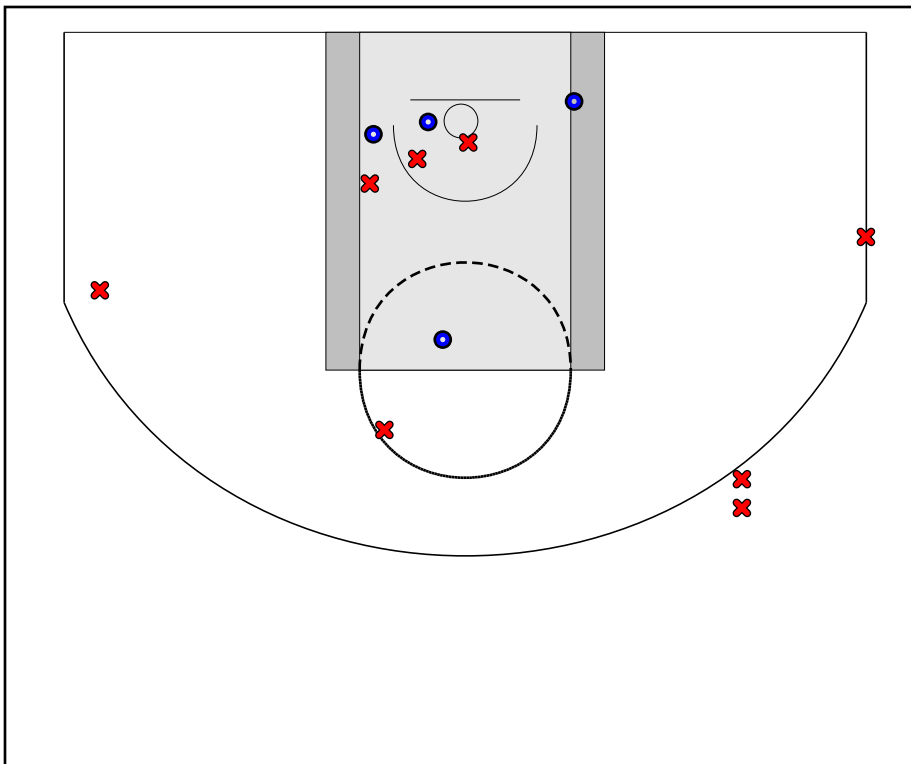
#	Name	G	MIN	FGM	FGA	FG%	2PM	2PA	2P%	3PM	3PA	3P%	FTM	FTA	FT%	OREB	DREB	REB	AST	STL	BLK	DEF	TO	PF	CHG	PM	PTS
3	Paolo Gambaro	1	0	1	2	.500	0	0	.000	1	2	.500	1	2	.500	0	0	0	1	0	0	0	0	1	0	10	4
5	Augie Legido	1	0	4	6	.667	3	4	.750	1	2	.500	0	0	.000	0	3	3	2	2	0	0	0	0	0	17	9
10	Zach Mahler	1	0	1	3	.333	1	2	.500	0	1	.000	1	2	.500	0	0	0	1	0	0	0	0	0	0	12	3
11	Gabe Legido	0	0	0	0	.000	0	0	.000	0	0	.000	0	0	.000	0	0	0	0	0	0	0	0	0	0	0	0
12	Ben	1	0	3	6	.500	1	1	1.000	2	5	.400	0	0	.000	2	0	2	0	0	0	1	2	0	0	18	8
13	Nate V	1	0	1	5	.200	1	5	.200	0	0	.000	0	0	.000	5	2	7	0	0	0	0	0	1	0	14	2
14	Wicker	0	0	0	0	.000	0	0	.000	0	0	.000	0	0	.000	0	0	0	0	0	0	0	0	0	0	0	0
15	Mike Melady	1	0	1	1	1.000	1	1	1.000	0	0	.000	0	0	.000	1	3	4	0	1	0	0	0	2	0	16	2
20	Steve Minuto	1	0	0	2	.000	0	1	.000	0	1	.000	0	0	.000	0	0	0	0	0	0	0	0	0	0	3	0
	TEAM	0	0	0	0	.000	0	0	.000	0	0	.000	0	0	.000	0	0	0	0	0	0	0	0	0	0	0	0
	<b>TOTALS</b>	<b>1</b>	<b>0</b>	<b>11</b>	<b>25</b>	<b>.440</b>	<b>7</b>	<b>14</b>	<b>.500</b>	<b>4</b>	<b>11</b>	<b>.364</b>	<b>2</b>	<b>4</b>	<b>.500</b>	<b>8</b>	<b>8</b>	<b>16</b>	<b>4</b>	<b>3</b>	<b>0</b>	<b>1</b>	<b>2</b>	<b>4</b>	<b>0</b>	<b>18</b>	<b>28</b>



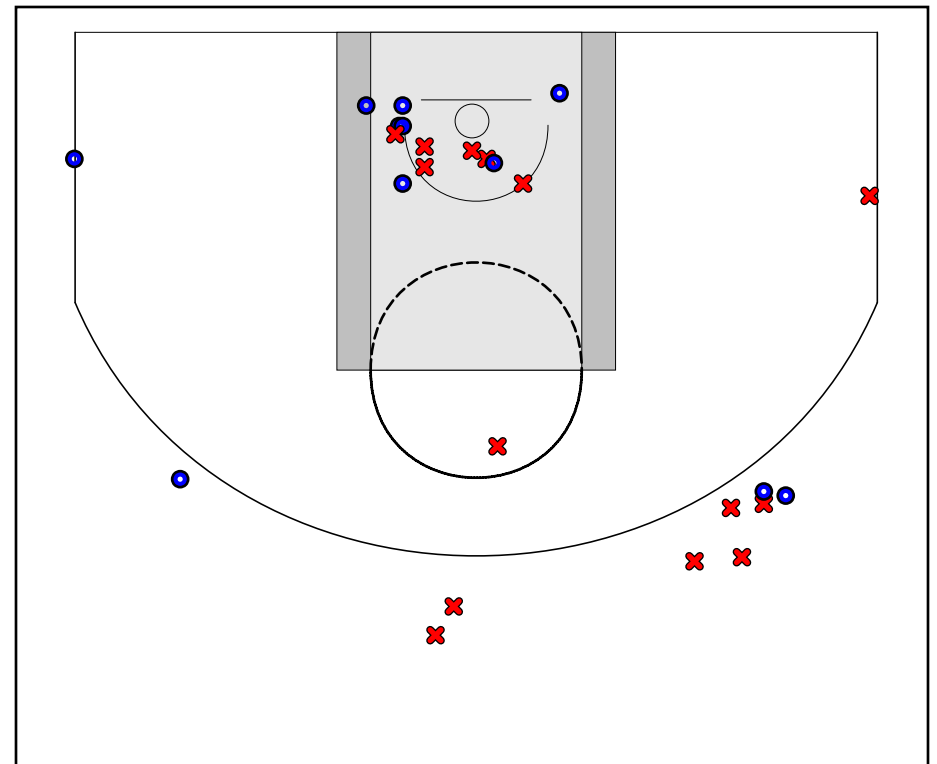
## Game Summary Comparison

Statistic	Orange B	Teal B
Points	10	28
<i>Field Goals</i>	4 / 12	11 / 25
<i>2 Point</i>	4 / 8	7 / 14
<i>3 Point</i>	0 / 4	4 / 11
<i>Free Throws</i>	2 / 4	2 / 4
Assists	2	4
Rebounds	6	16
<i>Offensive</i>	1	8
<i>Defensive</i>	5	8
Blocks	0	0
Steals	0	3
Deflections	0	1
Turnovers	3	2
Charges Taken	0	0
Personal Fouls	3	4

Orange B



Teal B



### Orange B Turnovers

Period	Clock	Player	Turnover Type
1st Period	0:00	#11 Ryan Campbell	Other
1st Period	0:00	#11 Ryan Campbell	Other
1st Period	0:00	#11 Ryan Campbell	Other

### Orange B Fouls

Period	Clock	Player	Foul
1st Period	0:00	#3 Mike Mattice	Other (Def)
1st Period	0:00	#22 Nick Altomare	Other (Def)
1st Period	0:00	#22 Nick Altomare	Other (Def)

### Teal B Turnovers

Period	Clock	Player	Turnover Type
1st Period	0:00	#12 Ben	Other
1st Period	0:00	#12 Ben	Other

### Teal B Fouls

Period	Clock	Player	Foul
1st Period	0:00	#13 Nate V	Other (Def)
1st Period	0:00	#15 Mike Melady	Other (Def)
1st Period	0:00	#3 Paolo Gambaro	Other (Def)
1st Period	0:00	#15 Mike Melady	Other (Def)