

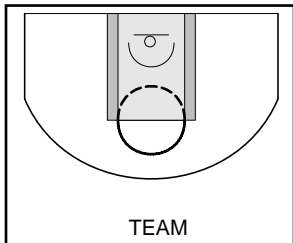
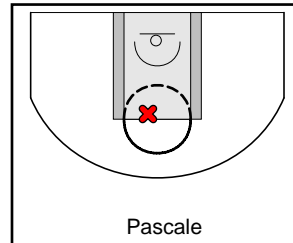
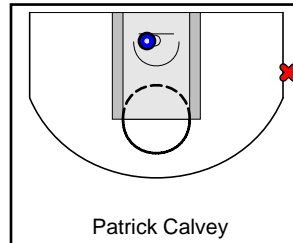
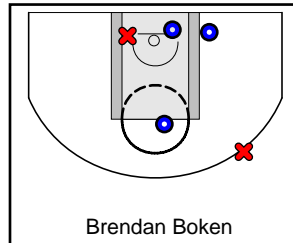
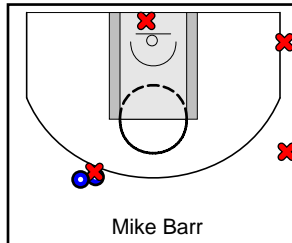
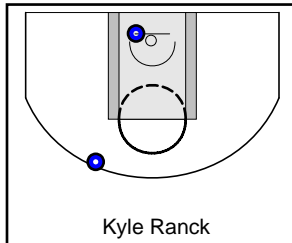
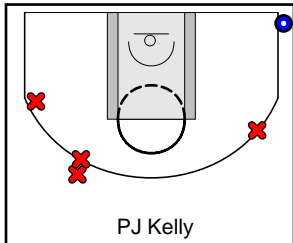
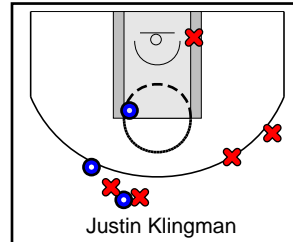
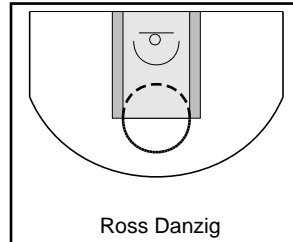
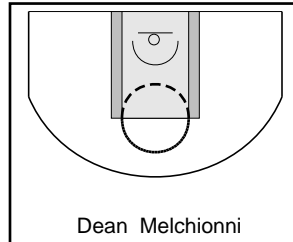
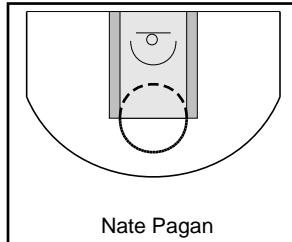
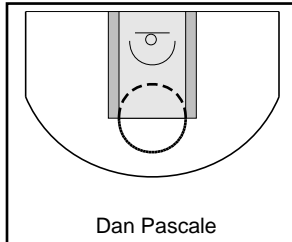
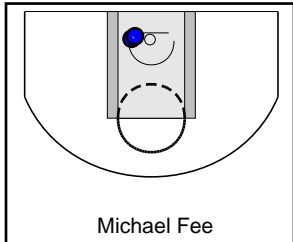
Danzig ORANGE

6/15/17 Danzig ORANGE at Anthony NAVY BLUE

	1	2	T
Danzig ORANGE	28	18	46
Anthony NAVY	18	16	34



#	Name	G	MIN	FGM	FGA	FG%	2PM	2PA	2P%	3PM	3PA	3P%	FTM	FTA	FT%	OREB	DREB	REB	AST	STL	BLK	DEF	TO	PF	CHG	PM	PTS	
0	Michael Fee	1	0	2	2	1.000	2	2	1.000	0	0	.000	2	2	1.000	0	0	0	1	0	0	0	0	0	0	0	9	6
0	Dan Pascale	0	0	0	0	.000	0	0	.000	0	0	.000	0	0	.000	0	0	0	0	0	0	0	0	0	0	0	0	0
0	Nate Pagan	0	0	0	0	.000	0	0	.000	0	0	.000	0	0	.000	0	0	0	0	0	0	0	0	0	0	0	0	0
0	Dean Melchionni	0	0	0	0	.000	0	0	.000	0	0	.000	0	0	.000	0	0	0	0	0	0	0	0	0	0	0	0	0
3	Ross Danzig	0	0	0	0	.000	0	0	.000	0	0	.000	0	0	.000	0	0	0	0	0	0	0	0	0	0	0	0	0
4	Justin Klingman	1	0	3	8	.375	1	2	.500	2	6	.333	0	0	.000	0	1	1	2	0	0	0	0	2	0	17	8	
5	PJ Kelly	1	0	1	5	.200	0	0	.000	1	5	.200	0	0	.000	1	1	2	2	0	0	1	0	1	0	9	3	
10	Kyle Ranck	1	0	2	2	1.000	1	1	1.000	1	1	1.000	0	0	.000	1	0	1	1	0	0	0	0	2	0	-1	5	
12	Mike Barr	1	0	2	6	.333	0	1	.000	2	5	.400	4	4	1.000	0	3	3	0	0	0	0	0	1	0	9	10	
13	Brendan Boken	1	0	3	5	.600	3	4	.750	0	1	.000	6	8	.750	0	4	4	0	0	0	0	0	3	0	7	12	
15	Patrick Calvey	1	0	1	2	.500	1	1	1.000	0	1	.000	0	0	.000	0	1	1	1	0	0	0	0	3	0	7	2	
20	Pascale	1	0	0	1	.000	0	1	.000	0	0	.000	0	0	.000	0	2	2	0	0	0	0	0	0	0	3	0	
	TEAM	1	0	0	0	.000	0	0	.000	0	0	.000	0	0	.000	0	2	2	0	0	0	0	0	0	0	0	0	0
	TOTALS	1	0	14	31	.452	8	12	.667	6	19	.316	12	14	.857	2	14	16	7	0	0	1	0	12	0	12	46	



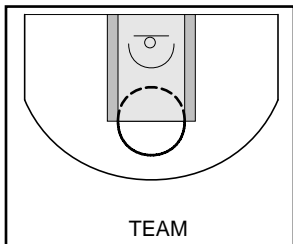
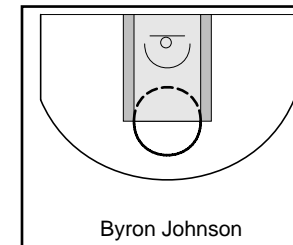
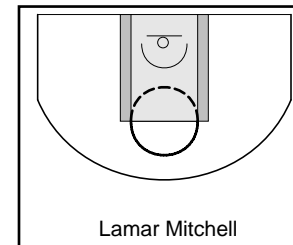
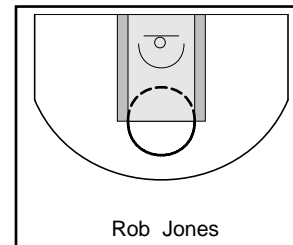
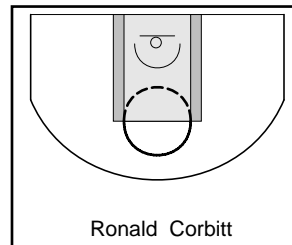
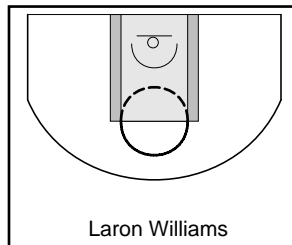
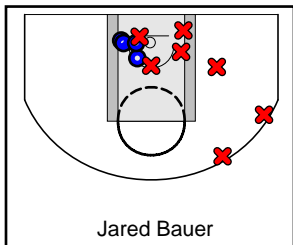
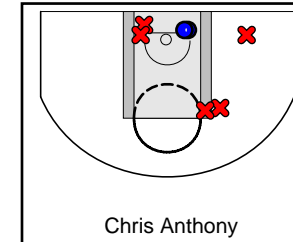
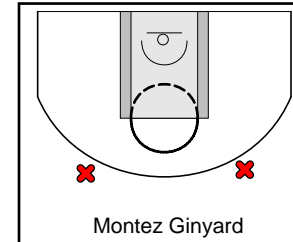
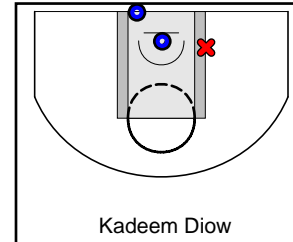
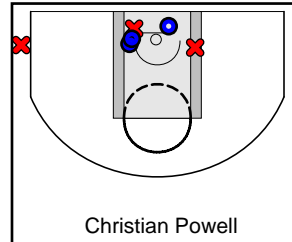
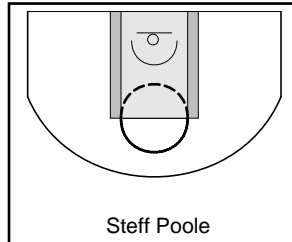
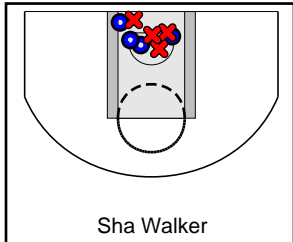
Anthony NAVY BLUE

6/15/17 Danzig ORANGE at Anthony NAVY BLUE

	1	2	T
Danzig ORANGE	28	18	46
Anthony NAVY	18	16	34



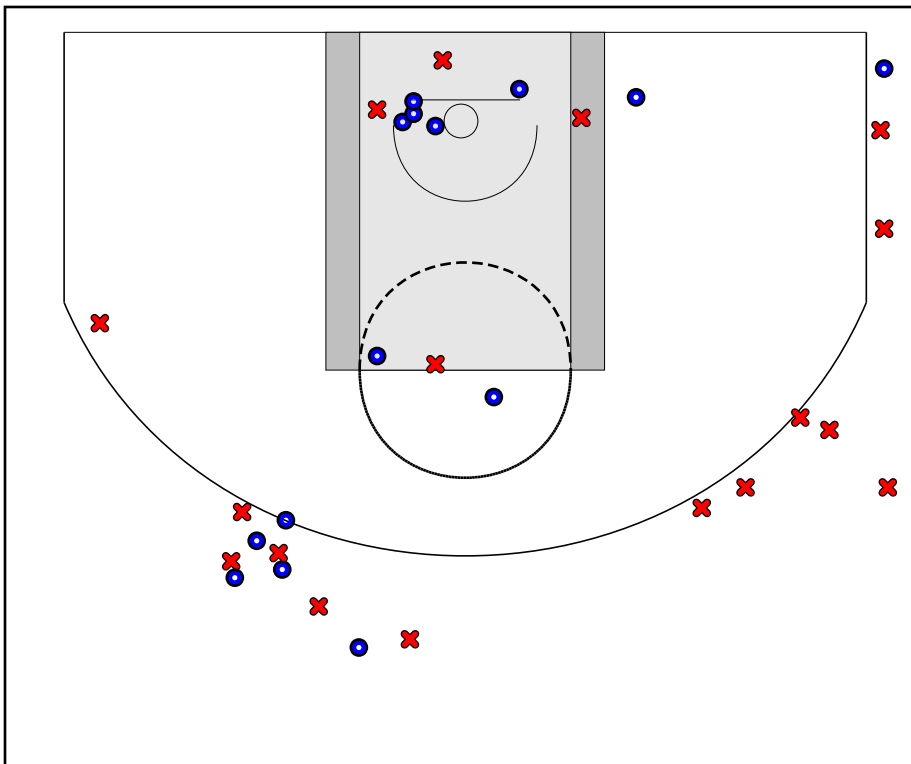
#	Name	G	MIN	FGM	FGA	FG%	2PM	2PA	2P%	3PM	3PA	3P%	FTM	FTA	FT%	OREB	DREB	REB	AST	STL	BLK	DEF	TO	PF	CHG	PM	PTS	
0	Sha Walker	1	0	4	8	.500	4	8	.500	0	0	.000	2	4	.500	5	2	7	0	0	0	1	0	2	0	-17	10	
0	Steff Poole	0	0	0	0	.000	0	0	.000	0	0	.000	0	0	.000	0	0	0	0	0	0	0	0	0	0	0	0	
0	Christian Powell	1	0	3	6	.500	3	5	.600	0	1	.000	0	2	.000	0	2	2	2	0	0	0	0	2	0	-12	6	
3	Kadeem Diow	1	0	2	3	.667	2	3	.667	0	0	.000	0	0	.000	3	2	5	0	0	0	0	0	2	0	-1	4	
3	Montez Ginyard	1	0	0	2	.000	0	0	.000	0	2	.000	0	0	.000	0	0	0	0	0	0	0	0	0	0	0	-16	0
4	Chris Anthony	1	0	2	7	.286	2	7	.286	0	0	.000	2	3	.667	0	2	2	2	0	0	0	2	2	0	-12	6	
5	Jared Bauer	1	0	4	11	.364	4	9	.444	0	2	.000	0	2	.000	3	3	6	0	0	0	0	0	0	0	-3	8	
10	Laron Williams	0	0	0	0	.000	0	0	.000	0	0	.000	0	0	.000	0	0	0	0	0	0	0	0	0	0	0	0	
11	Ronald Corbitt	0	0	0	0	.000	0	0	.000	0	0	.000	0	0	.000	0	0	0	0	0	0	0	0	0	0	0	0	
12	Rob Jones	0	0	0	0	.000	0	0	.000	0	0	.000	0	0	.000	0	0	0	0	0	0	0	0	0	0	0	0	
13	Lamar Mitchell	0	0	0	0	.000	0	0	.000	0	0	.000	0	0	.000	0	0	0	0	0	0	0	0	0	0	0	0	
14	Byron Johnson	1	0	0	0	.000	0	0	.000	0	0	.000	0	0	.000	1	2	3	0	0	0	0	1	0	0	1	0	
	TEAM	1	0	0	0	.000	0	0	.000	0	0	.000	0	0	.000	1	2	3	0	0	0	0	0	0	0	0	0	
	TOTALS	1	0	15	37	.405	15	32	.469	0	5	.000	4	11	.364	13	15	28	4	0	0	1	3	8	0	-12	34	



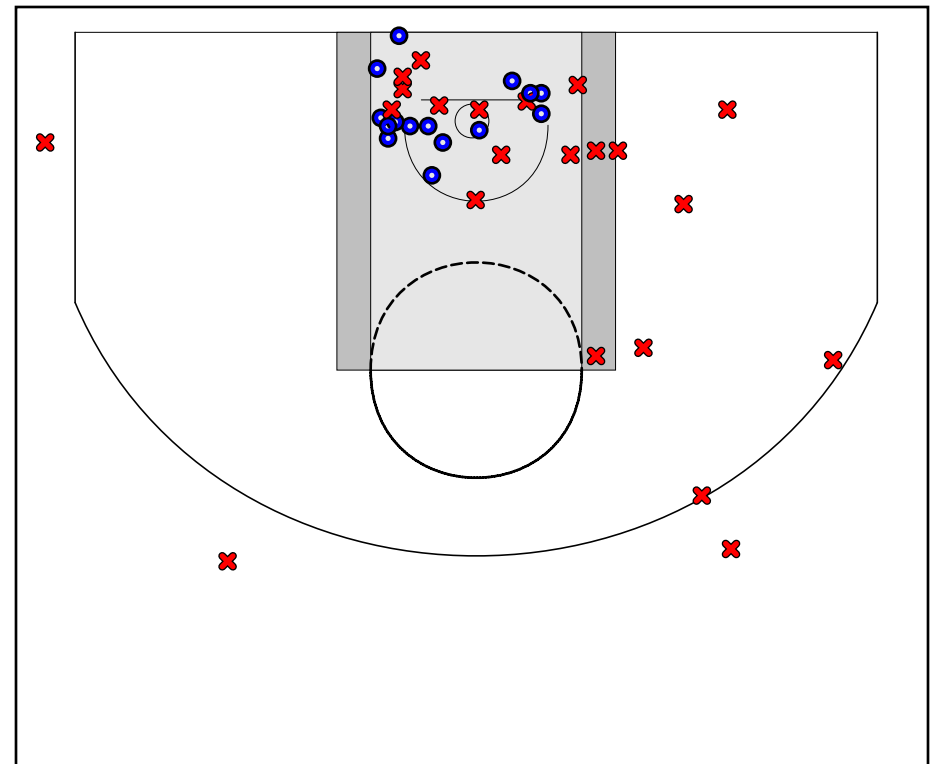
Game Summary Comparison

Statistic	Danzig ORANGE	Anthony NAVY BLUE
Points	46	34
<i>Field Goals</i>	14 / 31	15 / 37
<i>2 Point</i>	8 / 12	15 / 32
<i>3 Point</i>	6 / 19	0 / 5
<i>Free Throws</i>	12 / 14	4 / 11
Assists	7	4
Rebounds	16	28
<i>Offensive</i>	2	13
<i>Defensive</i>	14	15
Blocks	0	0
Steals	0	0
Deflections	1	1
Turnovers	0	3
Charges Taken	0	0
Personal Fouls	12	8

Danzig ORANGE



Anthony NAVY BLUE



Danzig ORANGE Fouls

Period	Clock	Player	Foul
1st Period	0:00	#5 PJ Kelly	Other (Def)
1st Period	0:00	#4 Justin Klingman	Other (Def)
1st Period	0:00	#10 Kyle Ranck	Other (Def)
1st Period	0:00	#15 Patrick Calvey	Other (Def)
1st Period	0:00	#13 Brendan Boken	Other (Def)
2nd Period	0:00	#10 Kyle Ranck	Other (Def)
2nd Period	0:00	#4 Justin Klingman	Other (Def)
2nd Period	0:00	#13 Brendan Boken	Other (Def)
2nd Period	0:00	#13 Brendan Boken	Other (Def)
2nd Period	0:00	#12 Mike Barr	Other (Def)
2nd Period	0:00	#15 Patrick Calvey	Other (Def)
2nd Period	0:00	#15 Patrick Calvey	Other (Def)

Anthony NAVY BLUE Turnovers

Period	Clock	Player	Turnover Type
1st Period	0:00	#14 Byron Johnson	Other
1st Period	0:00	#4 Chris Anthony	Other
2nd Period	0:00	#4 Chris Anthony	Other

Anthony NAVY BLUE Fouls

Period	Clock	Player	Foul
1st Period	0:00	#0 Christian Powell	Other (Def)
1st Period	0:00	#3 Kadeem Diow	Other (Def)
2nd Period	0:00	#3 Kadeem Diow	Other (Def)
2nd Period	0:00	#4 Chris Anthony	Other (Def)
2nd Period	0:00	#4 Chris Anthony	Other (Def)
2nd Period	0:00	#0 Sha Walker	Other (Def)
2nd Period	0:00	#0 Sha Walker	Other (Def)
2nd Period	0:00	#0 Christian Powell	Other (Def)