

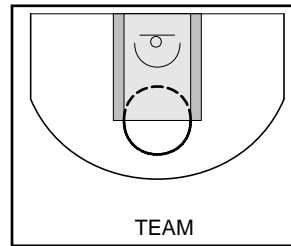
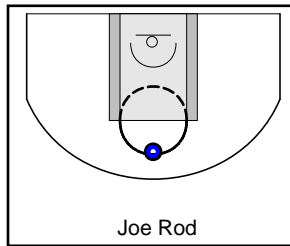
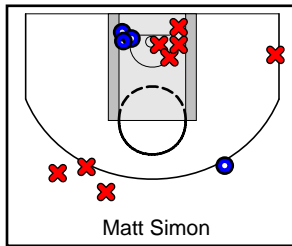
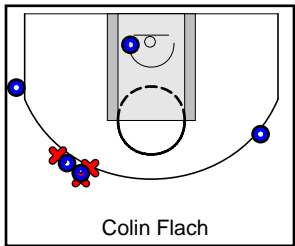
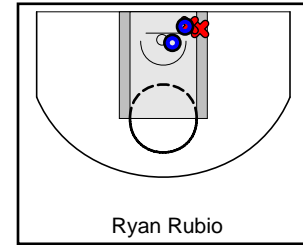
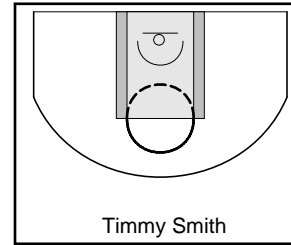
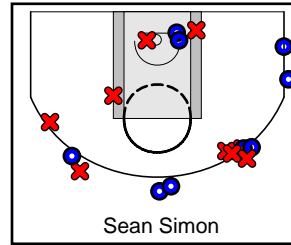
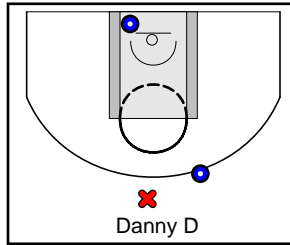
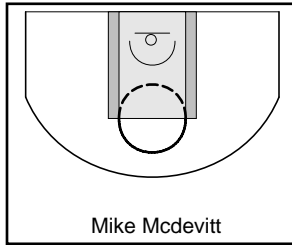
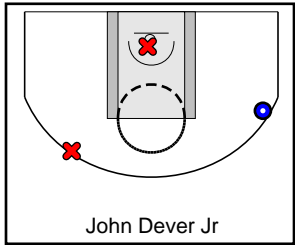
Baby Blue

6/14/18 Baby Blue at Black

	1	OT1	T
Baby Blue	34	41	75
Black	31	32	63



#	Name	G	MIN	FGM	FGA	FG%	2PM	2PA	2P%	3PM	3PA	3P%	FTM	FTA	FT%	OREB	DREB	REB	AST	STL	BLK	DEF	TO	PF	CHG	PM	PTS
0	John Dever Jr	1	0	1	3	.333	0	1	.000	1	2	.500	0	0	.000	1	3	4	1	0	0	0	5	1	0	7	3
0	Mike Mcdevitt	0	0	0	0	.000	0	0	.000	0	0	.000	0	0	.000	0	0	0	0	0	0	0	0	0	0	0	0
1	Danny D	1	0	2	3	.667	1	1	1.000	1	2	.500	0	3	.000	1	3	4	5	1	0	1	2	1	0	7	5
3	Sean Simon	1	0	9	18	.500	2	5	.400	7	13	.538	10	11	.909	1	5	6	3	0	0	0	2	3	0	12	35
4	Timmy Smith	0	0	0	0	.000	0	0	.000	0	0	.000	0	0	.000	0	0	0	0	0	0	0	0	0	0	0	0
5	Ryan Rubio	1	0	2	4	.500	2	4	.500	0	0	.000	0	0	.000	1	4	5	1	0	0	0	2	2	0	14	4
11	Colin Flach	1	0	5	8	.625	1	1	1.000	4	7	.571	0	0	.000	0	1	1	1	0	0	0	1	1	0	4	14
15	Matt Simon	1	0	4	12	.333	3	7	.429	1	5	.200	3	4	.750	2	5	7	1	0	0	1	1	2	0	13	12
22	Joe Rod	1	0	1	1	1.000	1	1	1.000	0	0	.000	0	0	.000	0	5	5	3	0	1	0	0	1	0	3	2
	TEAM	1	0	0	0	.000	0	0	.000	0	0	.000	0	0	.000	3	0	3	0	0	0	0	0	0	0	0	0
	TOTALS	1	0	24	49	.490	10	20	.500	14	29	.483	13	18	.722	9	26	35	15	1	1	2	13	11	0	12	75



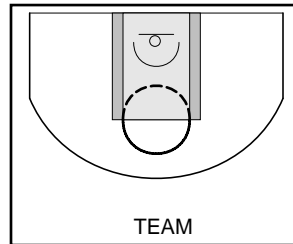
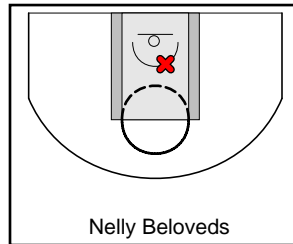
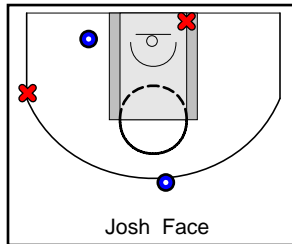
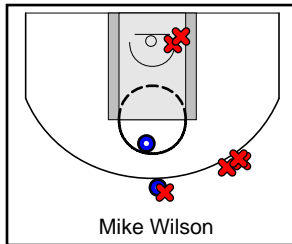
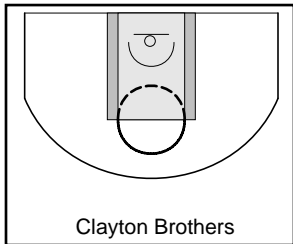
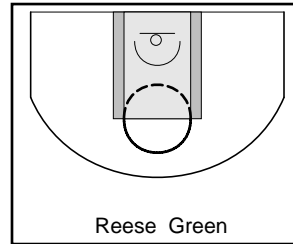
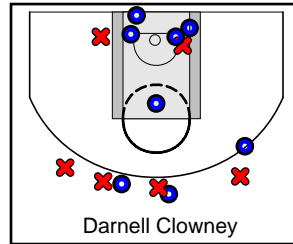
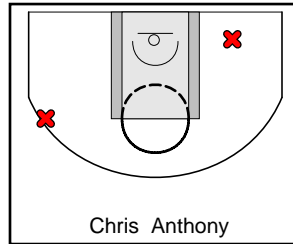
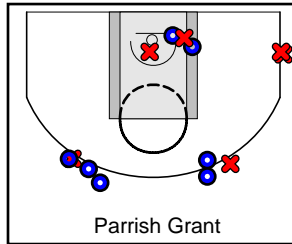
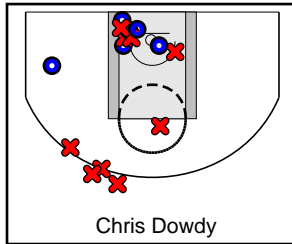
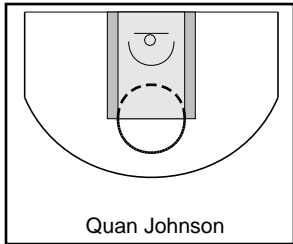
Black

6/14/18 Baby Blue at Black

	1	OT1	T
Baby Blue	34	41	75
Black	31	32	63



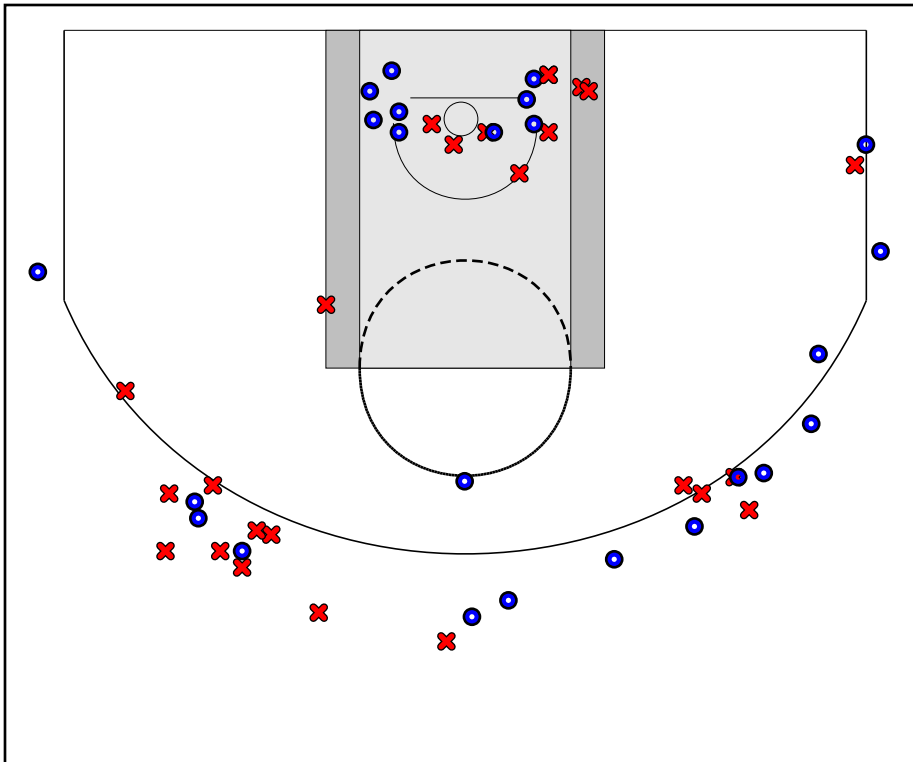
#	Name	G	MIN	FGM	FGA	FG%	2PM	2PA	2P%	3PM	3PA	3P%	FTM	FTA	FT%	OREB	DREB	REB	AST	STL	BLK	DEF	TO	PF	CHG	PM	PTS
0	Quan Johnson	0	0	0	0	.000	0	0	.000	0	0	.000	0	0	.000	0	0	0	0	0	0	0	0	0	0	0	0
3	Chris Dowdy	1	0	6	15	.400	6	11	.545	0	4	.000	3	3	1.000	1	2	3	5	0	0	1	2	2	0	-6	15
4	Parrish Grant	1	0	7	13	.538	2	4	.500	5	9	.556	0	0	.000	1	6	7	1	3	0	0	2	1	0	-12	19
5	Chris Anthony	1	0	0	2	.000	0	1	.000	0	1	.000	0	0	.000	0	0	0	1	1	0	0	0	4	0	-9	0
10	Darnell Clowney	1	0	8	14	.571	5	7	.714	3	7	.429	0	1	.000	1	4	5	2	1	0	2	2	3	0	-9	19
11	Reese Green	1	0	0	0	.000	0	0	.000	0	0	.000	0	0	.000	0	0	0	1	0	0	0	0	1	0	-6	0
13	Clayton Brothers	0	0	0	0	.000	0	0	.000	0	0	.000	0	0	.000	0	0	0	0	0	0	0	0	0	0	0	0
14	Mike Wilson	1	0	2	8	.250	1	3	.333	1	5	.200	0	0	.000	3	3	6	5	2	0	1	2	1	0	-12	5
15	Josh Face	1	0	2	4	.500	1	2	.500	1	2	.500	0	0	.000	0	2	2	1	0	0	0	1	1	0	-8	5
20	Nelly Beloveds	1	0	0	1	.000	0	1	.000	0	0	.000	0	0	.000	0	0	0	0	0	0	0	0	0	0	0	0
	TEAM	1	0	0	0	.000	0	0	.000	0	0	.000	0	0	.000	0	2	2	1	0	0	0	0	1	0	0	0
	TOTALS	1	0	25	57	.439	15	29	.517	10	28	.357	3	4	.750	6	19	25	17	7	0	4	9	14	0	-12	63



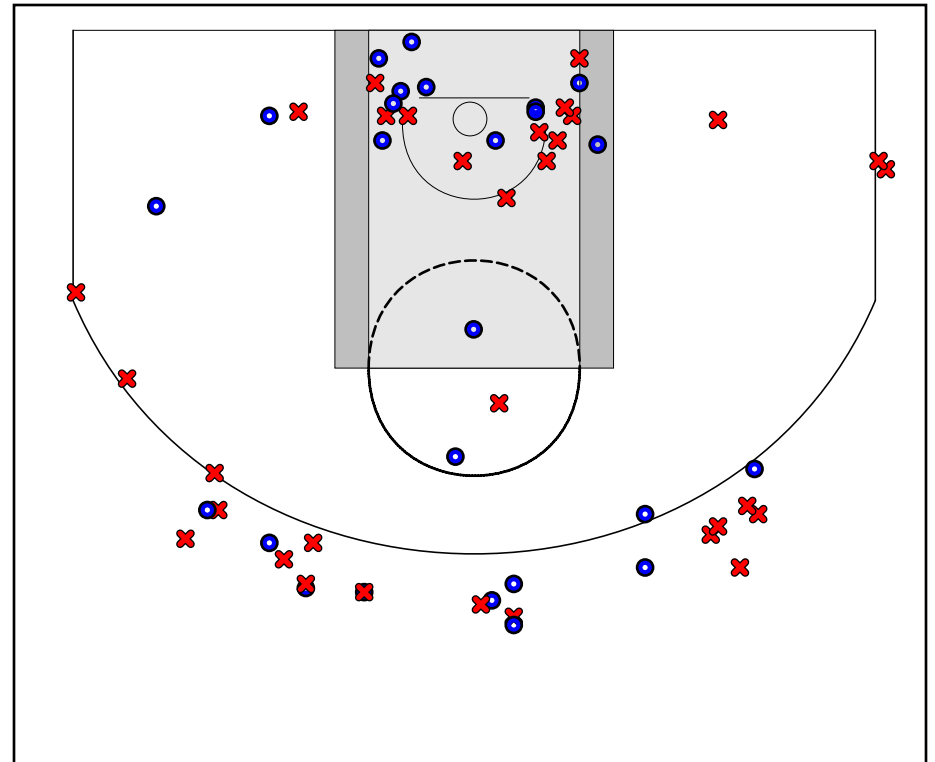
Game Summary Comparison

Statistic	Baby Blue	Black
Points	75	63
<i>Field Goals</i>	24 / 49	25 / 57
<i>2 Point</i>	10 / 20	15 / 29
<i>3 Point</i>	14 / 29	10 / 28
<i>Free Throws</i>	13 / 18	3 / 4
Assists	15	17
Rebounds	35	25
<i>Offensive</i>	9	6
<i>Defensive</i>	26	19
Blocks	1	0
Steals	1	7
Deflections	2	4
Turnovers	13	9
Charges Taken	0	0
Personal Fouls	11	14

Baby Blue



Black



Baby Blue Turnovers

Period	Clock	Player	Turnover Type
1st Period	0:00	#3 Sean Simon	Other
1st Period	0:00	#1 Danny D	Other
1st Period	0:00	#5 Ryan Rubio	Other
1st Period	0:00	#11 Colin Flach	Other
1st Period	0:00	#5 Ryan Rubio	Other
1st Period	0:00	#15 Matt Simon	Other
1st Period	0:00	#3 Sean Simon	Other
1st Period	0:00	#0 John Dever Jr	Other
2nd Period	0:00	#0 John Dever Jr	Other
2nd Period	0:00	#0 John Dever Jr	Other
2nd Period	0:00	#0 John Dever Jr	Other
2nd Period	0:00	#1 Danny D	Other
2nd Period	0:00	#0 John Dever Jr	Other

Baby Blue Fouls

Period	Clock	Player	Foul
1st Period	0:00	#1 Danny D	Other (Def)
1st Period	0:00	#0 John Dever Jr	Other (Def)
1st Period	0:00	#11 Colin Flach	Other (Def)
1st Period	0:00	#3 Sean Simon	Other (Def)
2nd Period	0:00	#11 Colin Flach	Other (Def)
2nd Period	0:00	#5 Ryan Rubio	Other (Def)
2nd Period	0:00	#5 Ryan Rubio	Other (Def)
2nd Period	0:00	#11 Colin Flach	Adjustment (Removed)
2nd Period	0:00	#3 Sean Simon	Other (Def)
2nd Period	0:00	#15 Matt Simon	Other (Def)
2nd Period	0:00	#22 Joe Rod	Other (Def)
2nd Period	0:00	#15 Matt Simon	Other (Def)
2nd Period	0:00	#3 Sean Simon	Other (Def)

Black Turnovers

Period	Clock	Player	Turnover Type
1st Period	0:00	#10 Darnell Clowney	Other
1st Period	0:00	#3 Chris Dowdy	Other
1st Period	0:00	#3 Chris Dowdy	Other
1st Period	0:00	#10 Darnell Clowney	Other
1st Period	0:00	#4 Parrish Grant	Other
2nd Period	0:00	#14 Mike Wilson	Other
2nd Period	0:00	#14 Mike Wilson	Other
2nd Period	0:00	#4 Parrish Grant	Other
2nd Period	0:00	#15 Josh Face	Other

Black Fouls

Period	Clock	Player	Foul
1st Period	0:00	#5 Chris Anthony	Other (Def)
1st Period	0:00	#4 Parrish Grant	Other (Def)
1st Period	0:00	The team	Other (Def)
2nd Period	0:00	#5 Chris Anthony	Other (Def)
2nd Period	0:00	#10 Darnell Clowney	Other (Def)
2nd Period	0:00	#11 Reese Green	Other (Def)
2nd Period	0:00	#10 Darnell Clowney	Other (Def)
2nd Period	0:00	#3 Chris Dowdy	Other (Def)
2nd Period	0:00	#10 Darnell Clowney	Other (Def)
2nd Period	0:00	#3 Chris Dowdy	Other (Def)
2nd Period	0:00	#15 Josh Face	Other (Def)
2nd Period	0:00	#5 Chris Anthony	Other (Tech)
2nd Period	0:00	#5 Chris Anthony	Other (Tech)
2nd Period	0:00	#14 Mike Wilson	Other (Def)