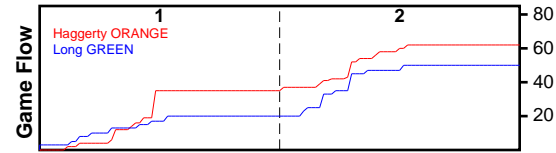


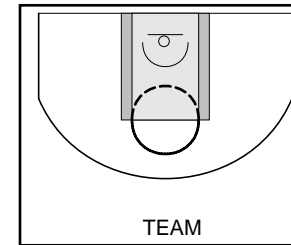
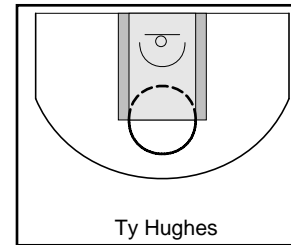
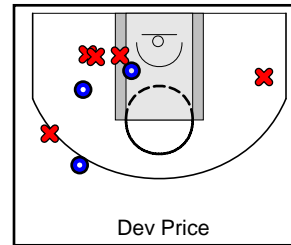
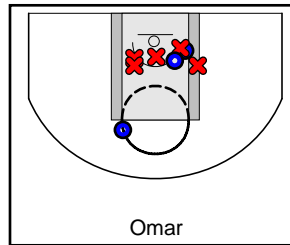
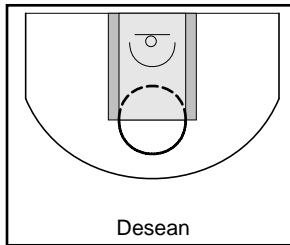
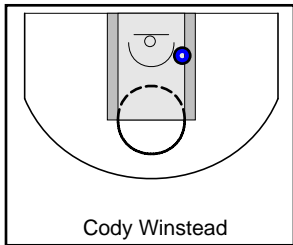
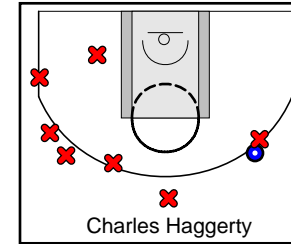
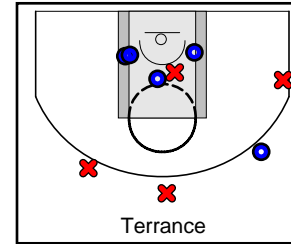
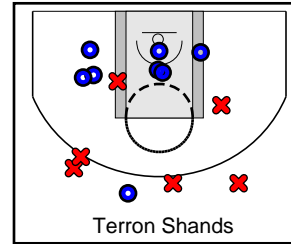
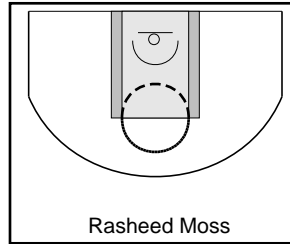
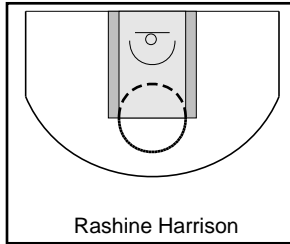
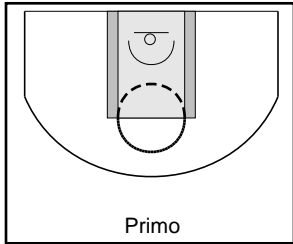
# Haggerty ORANGE

6/14/17 Haggerty ORANGE at Long GREEN

	1	2	T
Haggerty	35	27	62
Long GREEN	20	30	50



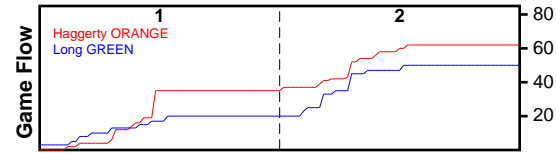
#	Name	G	MIN	FGM	FGA	FG%	2PM	2PA	2P%	3PM	3PA	3P%	FTM	FTA	FT%	OREB	DREB	REB	AST	STL	BLK	DEF	TO	PF	CHG	PM	PTS
0	Primo	0	0	0	0	.000	0	0	.000	0	0	.000	0	0	.000	0	0	0	0	0	0	0	0	0	0	0	0
0	Rashine Harrison	0	0	0	0	.000	0	0	.000	0	0	.000	0	0	.000	0	0	0	0	0	0	0	0	0	0	0	0
0	Rasheed Moss	0	0	0	0	.000	0	0	.000	0	0	.000	0	0	.000	0	0	0	0	0	0	0	0	0	0	0	0
3	Terron Shands	1	34	8	14	.571	7	9	.778	1	5	.200	0	0	.000	1	4	5	1	1	0	0	2	1	0	19	17
4	Terrance	1	40	5	9	.556	4	5	.800	1	4	.250	4	4	1.000	2	4	6	5	2	0	4	3	1	0	12	15
5	Charles Haggerty	1	27	1	8	.125	0	1	.000	1	7	.143	0	0	.000	0	2	2	2	1	0	0	1	0	0	2	3
11	Cody Winstead	1	31	1	1	1.000	1	1	1.000	0	0	.000	1	3	.333	2	2	4	1	2	0	1	1	2	0	1	3
13	Desean	0	0	0	0	.000	0	0	.000	0	0	.000	0	0	.000	0	0	0	0	0	0	0	0	0	0	0	0
14	Omar	1	40	3	8	.375	3	8	.375	0	0	.000	11	14	.786	5	6	11	2	0	2	2	2	0	0	12	17
15	Dev Price	1	30	3	8	.375	2	6	.333	1	2	.500	0	0	.000	2	4	6	2	0	3	1	2	1	0	14	7
55	Ty Hughes	0	0	0	0	.000	0	0	.000	0	0	.000	0	0	.000	0	0	0	0	0	0	0	0	0	0	0	0
	TEAM	1	0	0	0	.000	0	0	.000	0	0	.000	0	0	.000	1	2	3	0	0	0	0	0	0	0	0	0
	<b>TOTALS</b>	<b>1</b>	<b>40</b>	<b>21</b>	<b>48</b>	<b>.438</b>	<b>17</b>	<b>30</b>	<b>.567</b>	<b>4</b>	<b>18</b>	<b>.222</b>	<b>16</b>	<b>21</b>	<b>.762</b>	<b>13</b>	<b>24</b>	<b>37</b>	<b>13</b>	<b>6</b>	<b>5</b>	<b>8</b>	<b>11</b>	<b>5</b>	<b>0</b>	<b>12</b>	<b>62</b>



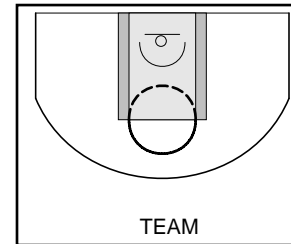
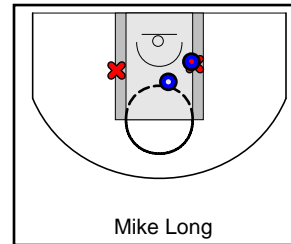
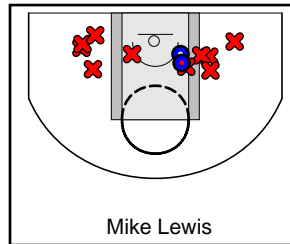
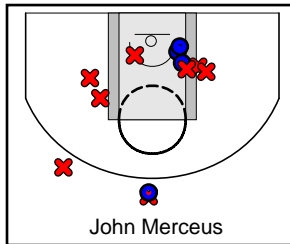
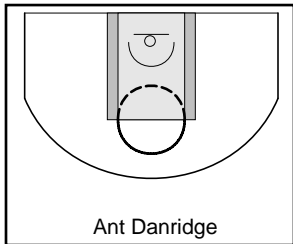
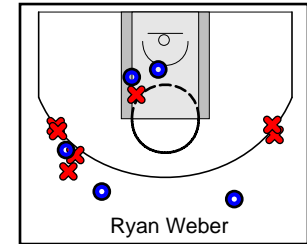
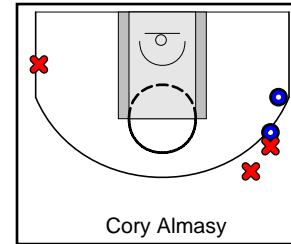
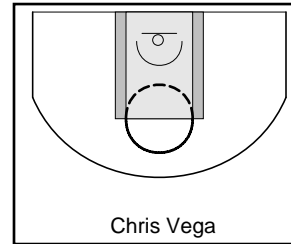
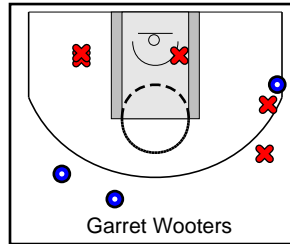
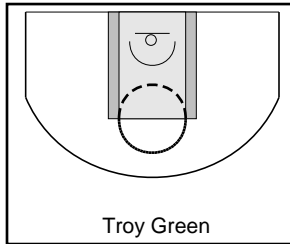
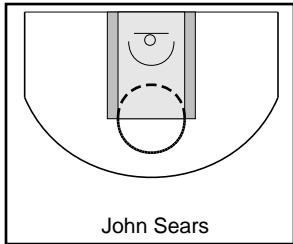
# Long GREEN

6/14/17 Haggerty ORANGE at Long GREEN

	1	2	T
Haggerty	35	27	62
Long GREEN	20	30	50



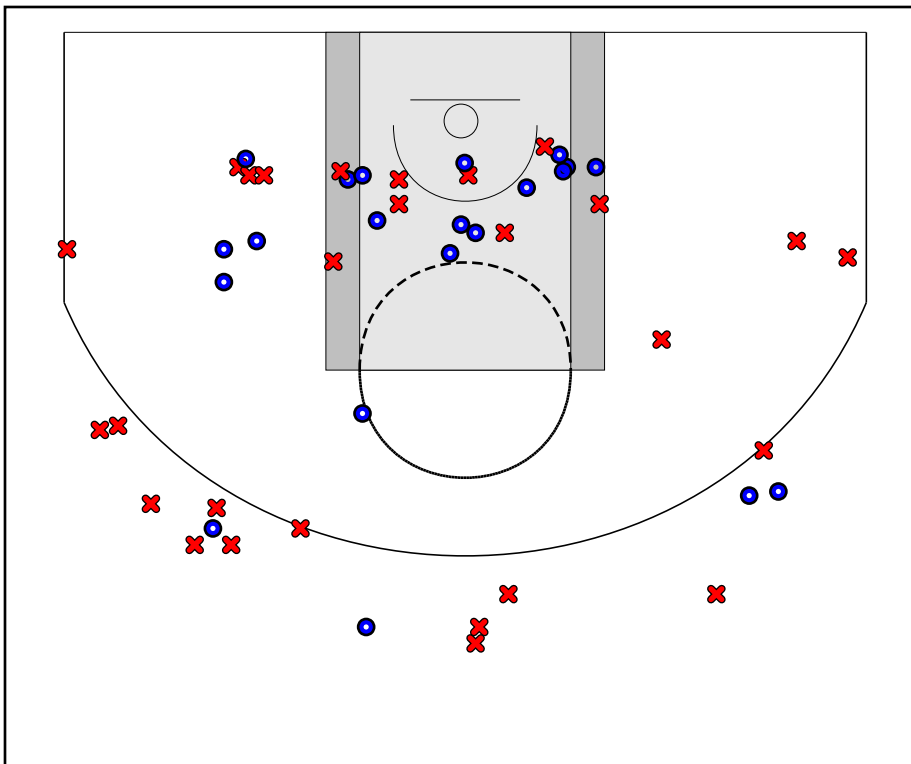
#	Name	G	MIN	FGM	FGA	FG%	2PM	2PA	2P%	3PM	3PA	3P%	FTM	FTA	FT%	OREB	DREB	REB	AST	STL	BLK	DEF	TO	PF	CHG	PM	PTS
0	John Sears	0	0	0	0	.000	0	0	.000	0	0	.000	0	0	.000	0	0	0	0	0	0	0	0	0	0	0	0
3	Troy Green	0	0	0	0	.000	0	0	.000	0	0	.000	0	0	.000	0	0	0	0	0	0	0	0	0	0	0	0
4	Garret Wooters	1	33	3	8	.375	0	3	.000	3	5	.600	0	0	.000	1	3	4	3	2	0	1	1	2	0	-3	9
5	Chris Vega	0	0	0	0	.000	0	0	.000	0	0	.000	0	0	.000	0	0	0	0	0	0	0	0	0	0	0	0
10	Cory Almasy	1	24	2	5	.400	0	0	.000	2	5	.400	0	0	.000	2	0	2	1	1	0	0	3	2	0	-22	6
11	Ryan Weber	1	40	5	12	.417	2	3	.667	3	9	.333	3	5	.600	0	0	0	3	2	0	1	2	3	0	-5	16
13	Ant Danridge	0	0	0	0	.000	0	0	.000	0	0	.000	0	0	.000	0	0	0	0	0	0	0	0	0	0	0	0
14	John Merceus	1	40	4	12	.333	3	9	.333	1	3	.333	2	2	1.000	4	3	7	1	2	0	3	2	3	0	-12	11
15	Mike Lewis	1	40	2	12	.167	2	12	.167	0	0	.000	0	0	.000	1	4	5	0	0	1	2	0	3	0	-12	4
20	Mike Long	1	25	2	4	.500	2	4	.500	0	0	.000	0	0	.000	4	2	6	2	0	0	1	2	3	0	-6	4
	TEAM	1	0	0	0	.000	0	0	.000	0	0	.000	0	0	.000	0	1	1	0	0	0	0	0	0	0	0	0
	<b>TOTALS</b>	<b>1</b>	<b>40</b>	<b>18</b>	<b>53</b>	<b>.340</b>	<b>9</b>	<b>31</b>	<b>.290</b>	<b>9</b>	<b>22</b>	<b>.409</b>	<b>5</b>	<b>7</b>	<b>.714</b>	<b>12</b>	<b>13</b>	<b>25</b>	<b>10</b>	<b>7</b>	<b>1</b>	<b>8</b>	<b>10</b>	<b>16</b>	<b>0</b>	<b>-12</b>	<b>50</b>



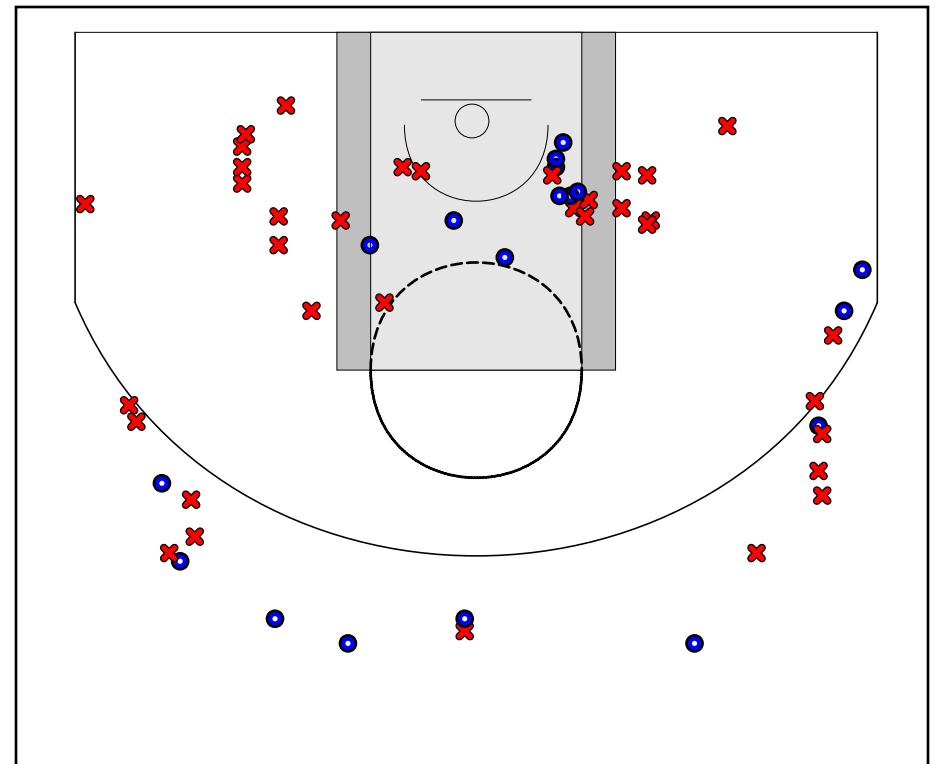
## Game Summary Comparison

Statistic	Haggerty ORANGE	Long GREEN
Points	62	50
<i>Field Goals</i>	21 / 48	18 / 53
<i>2 Point</i>	17 / 30	9 / 31
<i>3 Point</i>	4 / 18	9 / 22
<i>Free Throws</i>	16 / 21	5 / 7
Assists	13	10
Rebounds	37	25
<i>Offensive</i>	13	12
<i>Defensive</i>	24	13
Blocks	5	1
Steals	6	7
Deflections	8	8
Turnovers	11	10
Charges Taken	0	0
Personal Fouls	5	16

Haggerty ORANGE



Long GREEN



### Haggerty ORANGE Turnovers

Period	Clock	Player	Turnover Type
1st Period	18:38	#5 Charles Haggerty	Other
1st Period	16:00	#15 Dev Price	Other
1st Period	15:48	#4 Terrance	Other
1st Period	14:14	#11 Cody Winstead	Other
1st Period	10:07	#3 Terron Shands	Other
1st Period	10:07	#4 Terrance	Other
2nd Period	18:14	#14 Omar	Other
2nd Period	16:12	#15 Dev Price	Other
2nd Period	16:12	#4 Terrance	Other
2nd Period	13:54	#3 Terron Shands	Other
2nd Period	10:59	#14 Omar	Other

### Haggerty ORANGE Fouls

Period	Clock	Player	Foul
2nd Period	16:12	#4 Terrance	Other (Def)
2nd Period	16:12	#3 Terron Shands	Other (Def)
2nd Period	13:54	#11 Cody Winstead	Other (Def)
2nd Period	13:54	#11 Cody Winstead	Other (Def)
2nd Period	12:45	#15 Dev Price	Other (Def)

### Long GREEN Turnovers

Period	Clock	Player	Turnover Type
1st Period	18:23	#20 Mike Long	Other
1st Period	13:35	#10 Cory Almasy	Other
1st Period	13:35	#10 Cory Almasy	Other
1st Period	11:56	#10 Cory Almasy	Other
1st Period	10:07	#14 John Merceus	Other
1st Period	10:07	#14 John Merceus	Other
1st Period	10:07	#4 Garret Wooters	Other
2nd Period	19:09	#11 Ryan Weber	Other
2nd Period	18:25	#20 Mike Long	Other
2nd Period	13:54	#11 Ryan Weber	Other

### Long GREEN Fouls

Period	Clock	Player	Foul
1st Period	16:36	#20 Mike Long	Other (Def)
1st Period	13:35	#14 John Merceus	Other (Def)
1st Period	10:07	#15 Mike Lewis	Other (Def)
1st Period	10:07	#11 Ryan Weber	Other (Def)
1st Period	8:42	#10 Cory Almasy	Other (Def)
2nd Period	19:02	#11 Ryan Weber	Other (Def)
2nd Period	15:43	#15 Mike Lewis	Other (Def)
2nd Period	14:44	#14 John Merceus	Other (Def)
2nd Period	14:06	#10 Cory Almasy	Other (Def)
2nd Period	13:54	#20 Mike Long	Other (Def)
2nd Period	13:29	#15 Mike Lewis	Other (Def)
2nd Period	12:04	#14 John Merceus	Other (Def)
2nd Period	11:32	#11 Ryan Weber	Other (Def)
2nd Period	10:06	#20 Mike Long	Other (Def)
2nd Period	9:44	#4 Garret Wooters	Other (Def)
2nd Period	9:21	#4 Garret Wooters	Other (Def)