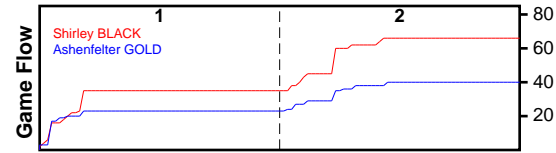


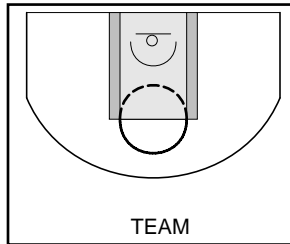
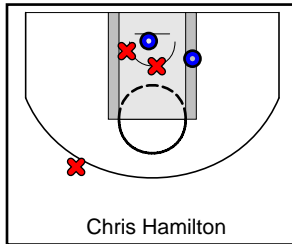
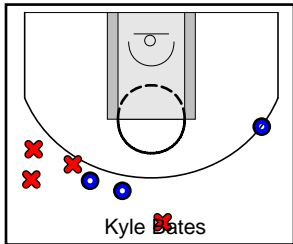
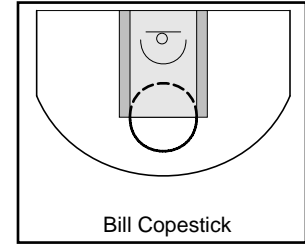
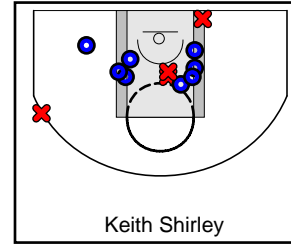

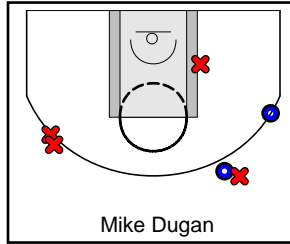
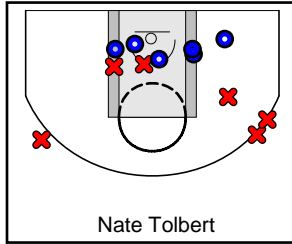
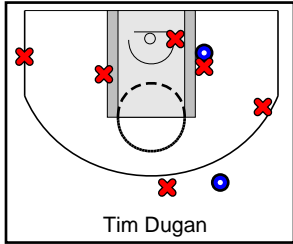
# Shirley BLACK

6/14/17 Shirley BLACK at Ashenfelter GOLD

	1	2	T
Shirley BLACK	35	31	66
Ashenfelter GOLD	23	17	40



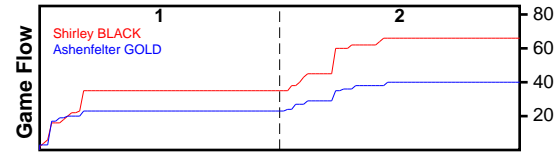
#	Name	G	MIN	FGM	FGA	FG%	2PM	2PA	2P%	3PM	3PA	3P%	FTM	FTA	FT%	OREB	DREB	REB	AST	STL	BLK	DEF	TO	PF	CHG	PM	PTS
3	Tim Dugan	1	39	2	8	.250	1	4	.250	1	4	.250	2	3	.667	0	1	1	5	4	0	4	1	0	0	16	7
4	Nate Tolbert	1	40	6	12	.500	6	9	.667	0	3	.000	0	0	.000	2	1	3	0	2	0	0	1	4	0	14	12
5	Mike Dugan	1	13	2	6	.333	0	1	.000	2	5	.400	2	2	1.000	2	6	8	2	1	0	2	1	0	0	21	8
10	Dan Pelochotti	1	39	4	8	.500	4	8	.500	0	0	.000	0	3	.000	6	0	6	2	0	0	2	1	4	0	19	8
11	Keith Shirley	1	40	8	12	.667	8	11	.727	0	1	.000	0	3	.000	2	5	7	2	0	1	1	1	1	0	23	16
12	Bill Copestick	0	0	0	0	.000	0	0	.000	0	0	.000	0	0	.000	0	0	0	0	0	0	0	0	0	0	0	0
14	Kyle Bates	1	25	3	7	.429	0	0	.000	3	7	.429	1	2	.500	0	0	0	4	0	0	1	0	0	0	12	10
15	Chris Hamilton	1	7	2	5	.400	2	4	.500	0	1	.000	1	2	.500	4	6	10	2	2	2	1	0	0	0	25	5
	TEAM	1	0	0	0	.000	0	0	.000	0	0	.000	0	0	.000	0	4	4	0	0	0	0	0	0	0	0	0
	<b>TOTALS</b>	<b>1</b>	<b>40</b>	<b>27</b>	<b>58</b>	<b>.466</b>	<b>21</b>	<b>37</b>	<b>.568</b>	<b>6</b>	<b>21</b>	<b>.286</b>	<b>6</b>	<b>15</b>	<b>.400</b>	<b>16</b>	<b>23</b>	<b>39</b>	<b>17</b>	<b>9</b>	<b>3</b>	<b>11</b>	<b>5</b>	<b>9</b>	<b>0</b>	<b>26</b>	<b>66</b>



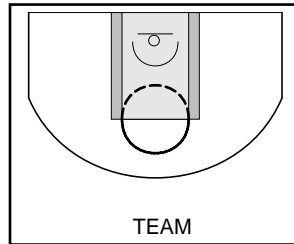
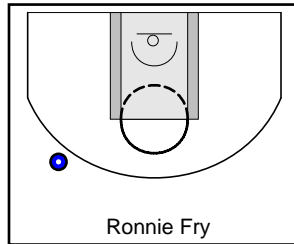
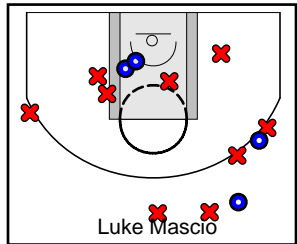
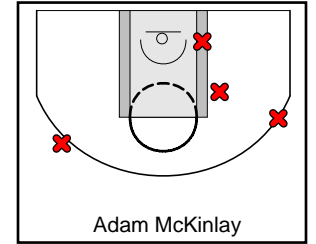
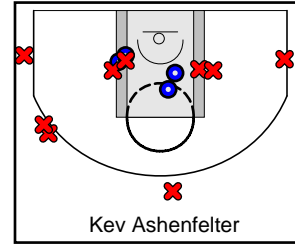
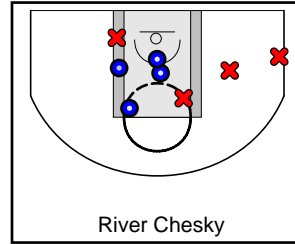
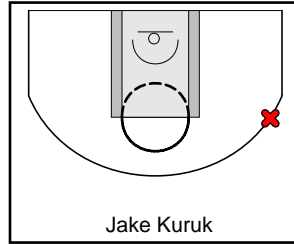
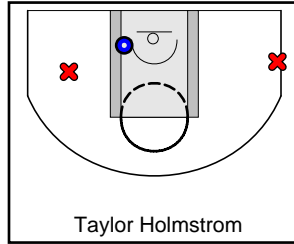
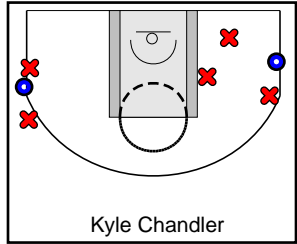
# Ashenfelter GOLD

6/14/17 Shirley BLACK at Ashenfelter GOLD

	1	2	T
Shirley BLACK	35	31	66
Ashenfelter GOLD	23	17	40



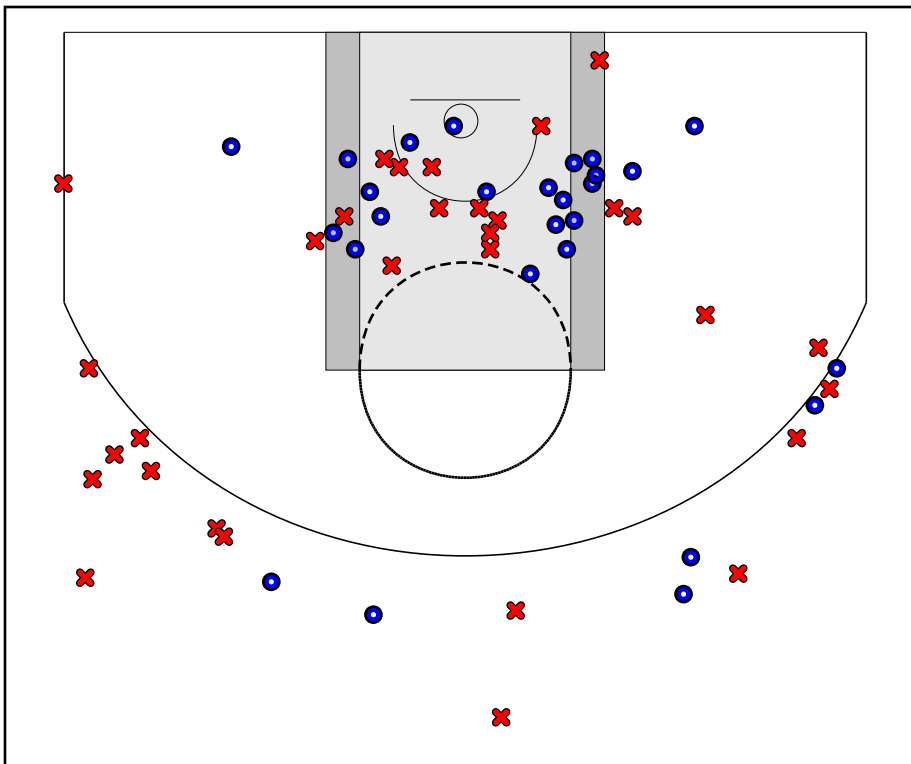
#	Name	G	MIN	FGM	FGA	FG%	2PM	2PA	2P%	3PM	3PA	3P%	FTM	FTA	FT%	OREB	DREB	REB	AST	STL	BLK	DEF	TO	PF	CHG	PM	PTS
3	Kyle Chandler	1	37	2	7	.286	0	2	.000	2	5	.400	0	0	.000	0	0	0	0	0	0	1	2	1	0	-11	6
4	Taylor Holmstrom	1	17	1	3	.333	1	2	.500	0	1	.000	0	0	.000	0	0	0	0	0	0	1	3	1	0	-15	2
5	Jake Kuruk	1	17	0	1	.000	0	0	.000	0	1	.000	0	0	.000	0	2	2	1	1	0	0	2	1	0	-18	0
10	River Chesky	1	25	4	8	.500	4	7	.571	0	1	.000	1	2	.500	2	3	5	0	1	0	0	3	1	0	-21	9
11	Kev Ashenfelter	1	26	4	13	.308	4	8	.500	0	5	.000	1	3	.333	4	1	5	4	2	0	0	1	3	0	-19	9
12	Adam McKinlay	1	17	0	4	.000	0	2	.000	0	2	.000	0	0	.000	1	1	2	1	0	0	0	0	0	0	-15	0
13	Luke Mascio	1	40	4	13	.308	2	6	.333	2	7	.286	1	2	.500	4	3	7	0	0	0	0	0	3	0	-20	11
14	Ronnie Fry	1	24	1	1	1.000	0	0	.000	1	1	1.000	0	0	.000	0	2	2	1	0	0	2	0	1	0	-11	3
	TEAM	1	0	0	0	.000	0	0	.000	0	0	.000	0	0	.000	1	8	9	0	0	0	0	0	0	0	0	0
	<b>TOTALS</b>	<b>1</b>	<b>40</b>	<b>16</b>	<b>50</b>	<b>.320</b>	<b>11</b>	<b>27</b>	<b>.407</b>	<b>5</b>	<b>23</b>	<b>.217</b>	<b>3</b>	<b>7</b>	<b>.429</b>	<b>12</b>	<b>20</b>	<b>32</b>	<b>7</b>	<b>4</b>	<b>0</b>	<b>4</b>	<b>11</b>	<b>11</b>	<b>0</b>	<b>-26</b>	<b>40</b>



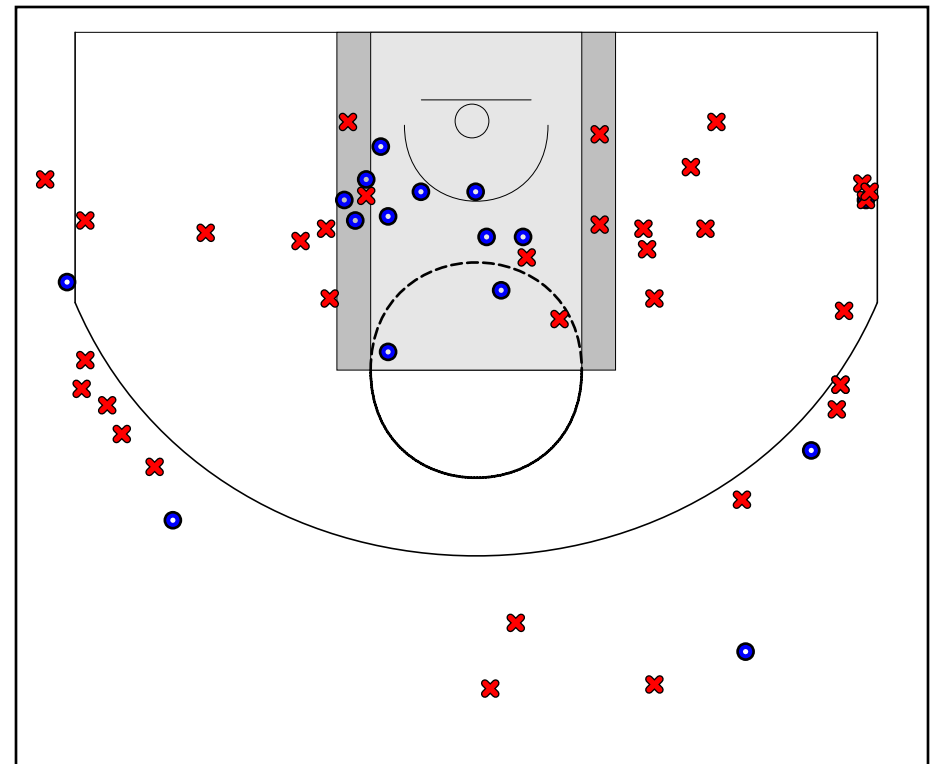
## Game Summary Comparison

Statistic	Shirley BLACK	Ashenfelter GOLD
Points	66	40
<i>Field Goals</i>	27 / 58	16 / 50
<i>2 Point</i>	21 / 37	11 / 27
<i>3 Point</i>	6 / 21	5 / 23
<i>Free Throws</i>	6 / 15	3 / 7
Assists	17	7
Rebounds	39	32
<i>Offensive</i>	16	12
<i>Defensive</i>	23	20
Blocks	3	0
Steals	9	4
Deflections	11	4
Turnovers	5	11
Charges Taken	0	0
Personal Fouls	9	11

Shirley BLACK



Ashenfelter GOLD



### Shirley BLACK Turnovers

Period	Clock	Player	Turnover Type
1st Period	18:59	#3 Tim Dugan	Other
1st Period	18:59	#5 Mike Dugan	Other
2nd Period	15:16	#4 Nate Tolbert	Other
2nd Period	15:09	#11 Keith Shirley	Other
2nd Period	10:52	#10 Dan Pelochotti	Other

### Shirley BLACK Fouls

Period	Clock	Player	Foul
1st Period	18:59	#10 Dan Pelochotti	Other (Def)
1st Period	18:22	#4 Nate Tolbert	Other (Def)
1st Period	17:38	#10 Dan Pelochotti	Other (Def)
1st Period	17:38	#4 Nate Tolbert	Other (Def)
2nd Period	19:25	#4 Nate Tolbert	Other (Def)
2nd Period	15:24	#11 Keith Shirley	Other (Def)
2nd Period	15:16	#4 Nate Tolbert	Other (Def)
2nd Period	14:53	#10 Dan Pelochotti	Other (Def)
2nd Period	13:04	#10 Dan Pelochotti	Other (Def)

### Ashenfelter GOLD Turnovers

Period	Clock	Player	Turnover Type
1st Period	19:26	#10 River Chesky	Other
1st Period	17:38	#4 Taylor Holmstrom	Other
1st Period	17:38	#4 Taylor Holmstrom	Other
1st Period	16:16	#5 Jake Kuruk	Other
1st Period	16:16	#5 Jake Kuruk	Other
1st Period	16:16	#11 Kev Ashenfelter	Other
2nd Period	17:37	#3 Kyle Chandler	Other
2nd Period	15:16	#10 River Chesky	Other
2nd Period	15:09	#10 River Chesky	Other
2nd Period	12:51	#3 Kyle Chandler	Other
2nd Period	11:13	#4 Taylor Holmstrom	Other

### Ashenfelter GOLD Fouls

Period	Clock	Player	Foul
1st Period	19:46	#11 Kev Ashenfelter	Other (Def)
1st Period	19:18	#10 River Chesky	Other (Def)
1st Period	18:59	#11 Kev Ashenfelter	Other (Def)
1st Period	16:36	#13 Luke Mascio	Other (Def)
1st Period	16:34	#13 Luke Mascio	Other (Tech)
1st Period	16:16	#5 Jake Kuruk	Other (Def)
1st Period	16:16	#3 Kyle Chandler	Other (Def)
2nd Period	15:16	#14 Ronnie Fry	Other (Tech)
2nd Period	15:09	#11 Kev Ashenfelter	Other (Def)
2nd Period	15:09	#13 Luke Mascio	Other (Def)
2nd Period	14:16	#4 Taylor Holmstrom	Other (Def)