


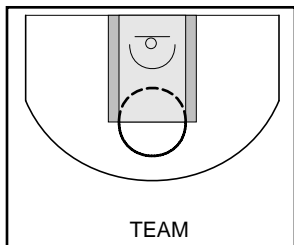
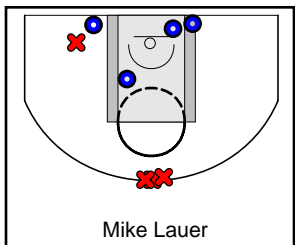
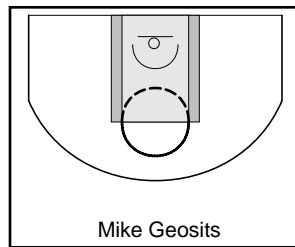
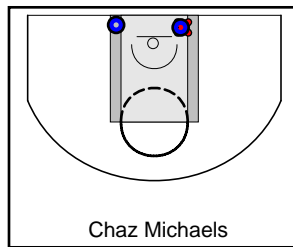
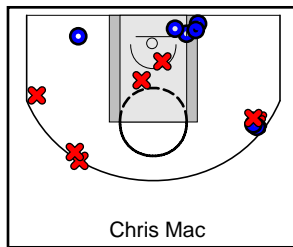
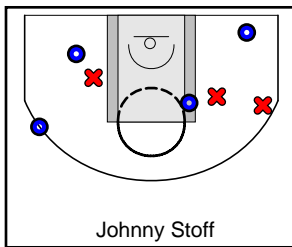
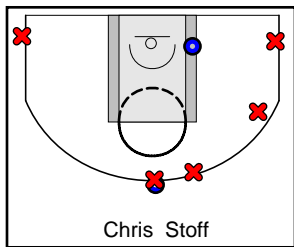
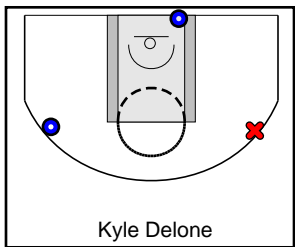
Navy Blue (B league)

6/13/18 Navy Blue (B league) at Black (B League)

	1	2	T
Navy Blue (B	25	32	57
Black (B League)	16	33	49



#	Name	G	MIN	FGM	FGA	FG%	2PM	2PA	2P%	3PM	3PA	3P%	FTM	FTA	FT%	OREB	DREB	REB	AST	STL	BLK	DEF	TO	PF	CHG	PM	PTS
0	Kyle Delone	1	0	2	3	.667	1	1	1.000	1	2	.500	0	0	.000	0	7	7	0	2	2	0	0	0	0	6	5
3	Chris Stoff	1	0	2	7	.286	1	1	1.000	1	6	.167	2	4	.500	1	1	2	4	0	0	0	3	3	0	6	7
4	Johnny Stoff	1	0	4	7	.571	3	5	.600	1	2	.500	2	2	1.000	0	3	3	3	2	0	2	1	1	0	8	11
10	Chris Mac	1	0	7	15	.467	5	7	.714	2	8	.250	2	3	.667	0	6	6	1	0	1	0	5	2	0	6	18
11	Chaz Michaels	1	0	2	3	.667	2	3	.667	0	0	.000	1	3	.333	2	2	4	0	0	2	0	1	2	0	6	5
12	Mike Geosits	0	0	0	0	.000	0	0	.000	0	0	.000	0	0	.000	0	0	0	0	0	0	0	0	0	0	0	0
13	Mike Lauer	1	0	4	8	.500	4	5	.800	0	3	.000	3	5	.600	1	9	10	3	1	4	0	2	1	0	8	11
	TEAM	1	0	0	0	.000	0	0	.000	0	0	.000	0	0	.000	1	1	2	0	0	0	0	0	0	0	0	0
	TOTALS	1	0	21	43	.488	16	22	.727	5	21	.238	10	17	.588	5	29	34	11	5	9	2	12	9	0	8	57



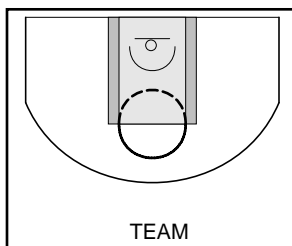
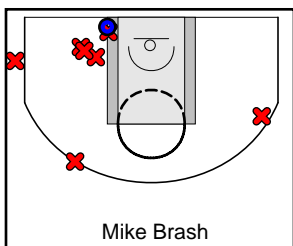
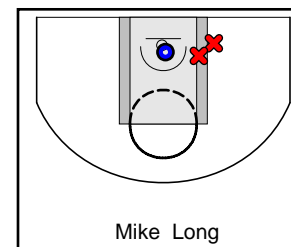
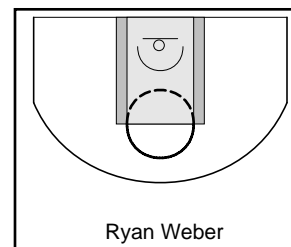
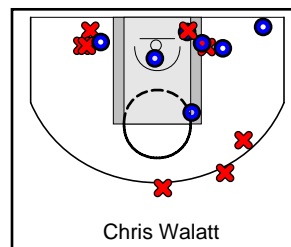
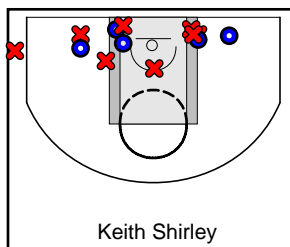
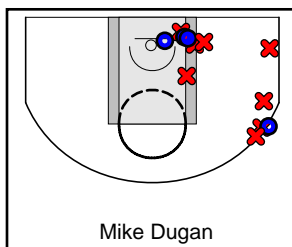
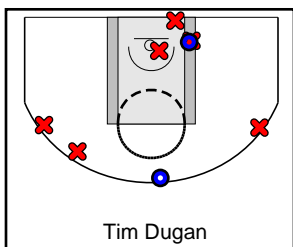
Black (B League)

6/13/18 Navy Blue (B league) at Black (B League)

	1	2	T
Navy Blue (B	25	32	57
Black (B League)	16	33	49



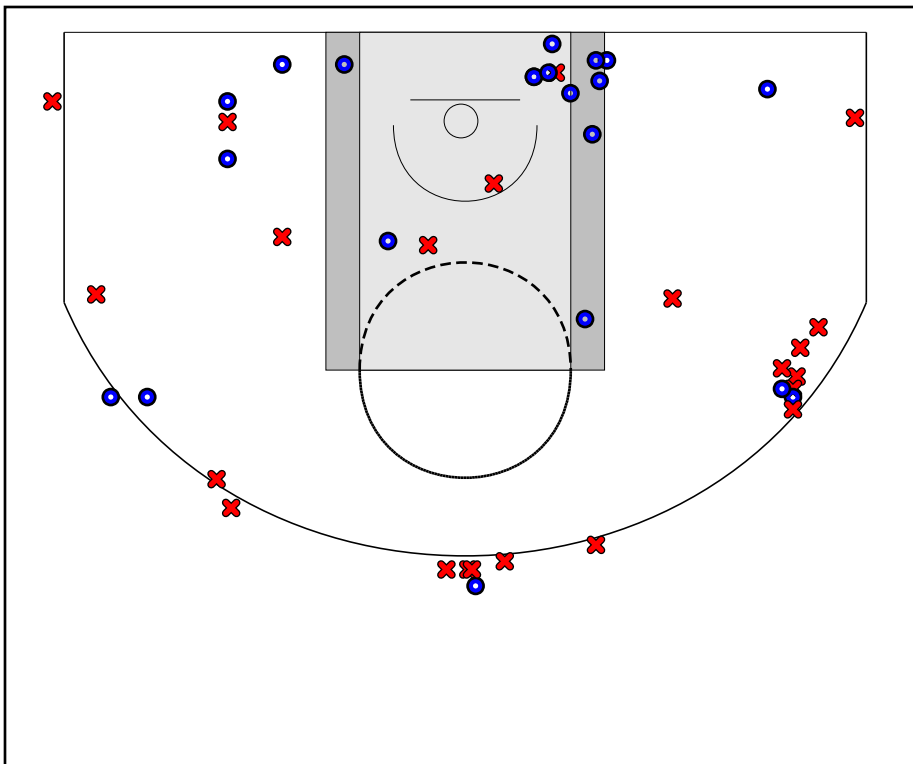
#	Name	G	MIN	FGM	FGA	FG%	2PM	2PA	2P%	3PM	3PA	3P%	FTM	FTA	FT%	OREB	DREB	REB	AST	STL	BLK	DEF	TO	PF	CHG	PM	PTS
3	Tim Dugan	1	0	2	8	.250	1	4	.250	1	4	.250	0	0	.000	0	3	3	1	2	0	0	0	1	0	-6	5
5	Mike Dugan	1	0	4	12	.333	3	7	.429	1	5	.200	1	2	.500	0	2	2	1	1	0	1	1	4	0	-8	10
11	Keith Shirley	1	0	5	13	.385	5	12	.417	0	1	.000	0	2	.000	2	3	5	3	3	0	1	2	2	0	-7	10
12	Chris Walatt	1	0	7	15	.467	7	12	.583	0	3	.000	6	6	1.000	2	4	6	1	1	1	1	1	2	0	-8	20
14	Ryan Weber	1	0	0	0	.000	0	0	.000	0	0	.000	0	0	.000	0	0	0	0	0	0	0	0	0	0	0	0
15	Mike Long	1	0	1	3	.333	1	3	.333	0	0	.000	0	0	.000	1	0	1	0	1	0	0	0	2	0	-7	2
20	Mike Brash	1	0	1	8	.125	1	5	.200	0	3	.000	0	0	.000	2	3	5	0	0	1	1	0	2	0	-4	2
	TEAM	1	0	0	0	.000	0	0	.000	0	0	.000	0	0	.000	1	3	4	0	0	0	0	0	0	0	0	0
	TOTALS	1	0	20	59	.339	18	43	.419	2	16	.125	7	10	.700	8	18	26	6	8	2	4	4	13	0	-8	49



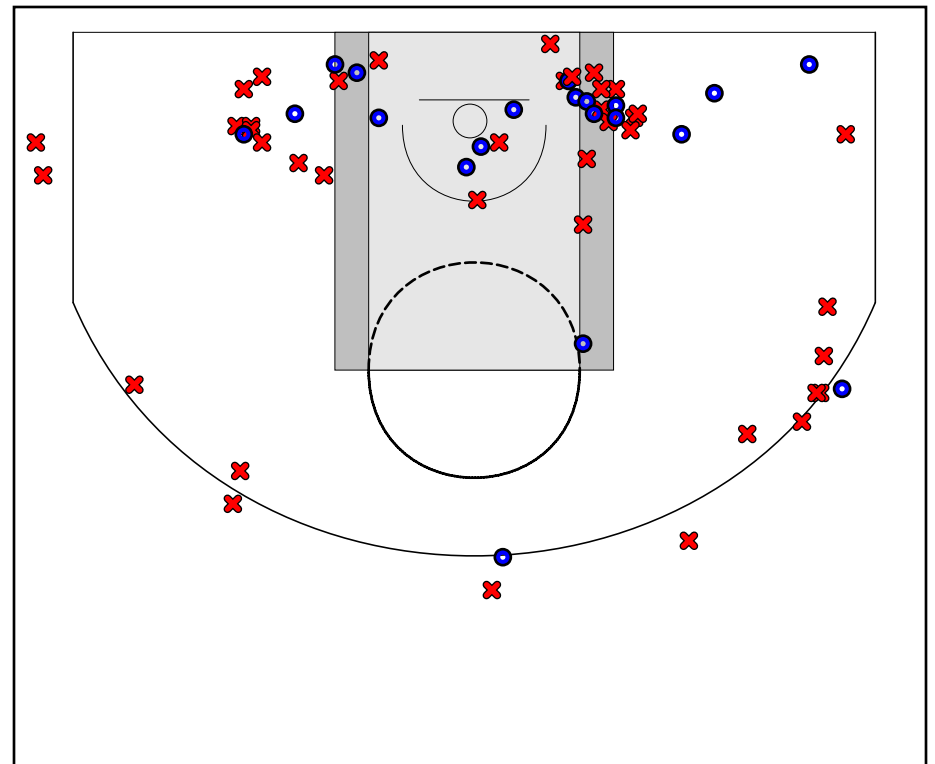
Game Summary Comparison

Statistic	Navy Blue (B league)	Black (B League)
Points	57	49
<i>Field Goals</i>	21 / 43	20 / 59
<i>2 Point</i>	16 / 22	18 / 43
<i>3 Point</i>	5 / 21	2 / 16
<i>Free Throws</i>	10 / 17	7 / 10
Assists	11	6
Rebounds	34	26
<i>Offensive</i>	5	8
<i>Defensive</i>	29	18
Blocks	9	2
Steals	5	8
Deflections	2	4
Turnovers	12	4
Charges Taken	0	0
Personal Fouls	9	13

Navy Blue (B league)



Black (B League)



Navy Blue (B league) Turnovers

Period	Clock	Player	Turnover Type
1st Period	0:00	#10 Chris Mac	Other
1st Period	0:00	#10 Chris Mac	Other
1st Period	0:00	#13 Mike Lauer	Other
1st Period	0:00	#13 Mike Lauer	Other
1st Period	0:00	#10 Chris Mac	Other
1st Period	0:00	#11 Chaz Michaels	Other
1st Period	0:00	#10 Chris Mac	Other
2nd Period	0:00	#4 Johnny Stoff	Other
2nd Period	0:00	#3 Chris Stoff	Other
2nd Period	0:00	#3 Chris Stoff	Other
2nd Period	0:00	#10 Chris Mac	Other
2nd Period	0:00	#3 Chris Stoff	Other

Navy Blue (B league) Fouls

Period	Clock	Player	Foul
1st Period	0:00	#4 Johnny Stoff	Other (Def)
1st Period	0:00	#10 Chris Mac	Other (Def)
1st Period	0:00	#11 Chaz Michaels	Other (Def)
1st Period	0:00	#3 Chris Stoff	Other (Def)
1st Period	0:00	#3 Chris Stoff	Other (Def)
2nd Period	0:00	#11 Chaz Michaels	Other (Def)
2nd Period	0:00	#3 Chris Stoff	Other (Def)
2nd Period	0:00	#13 Mike Lauer	Other (Def)
2nd Period	0:00	#10 Chris Mac	Other (Def)

Black (B League) Turnovers

Period	Clock	Player	Turnover Type
1st Period	0:00	#5 Mike Dugan	Other
1st Period	0:00	#12 Chris Walatt	Other
2nd Period	0:00	#11 Keith Shirley	Other
2nd Period	0:00	#11 Keith Shirley	Other

Black (B League) Fouls

Period	Clock	Player	Foul
1st Period	0:00	#5 Mike Dugan	Other (Def)
1st Period	0:00	#11 Keith Shirley	Other (Def)
1st Period	0:00	#12 Chris Walatt	Other (Def)
2nd Period	0:00	#15 Mike Long	Other (Def)
2nd Period	0:00	#5 Mike Dugan	Other (Def)
2nd Period	0:00	#15 Mike Long	Other (Def)
2nd Period	0:00	#3 Tim Dugan	Other (Def)
2nd Period	0:00	#12 Chris Walatt	Other (Def)
2nd Period	0:00	#5 Mike Dugan	Other (Def)
2nd Period	0:00	#20 Mike Brash	Other (Def)
2nd Period	0:00	#11 Keith Shirley	Other (Def)
2nd Period	0:00	#5 Mike Dugan	Other (Def)
2nd Period	0:00	#20 Mike Brash	Other (Def)