


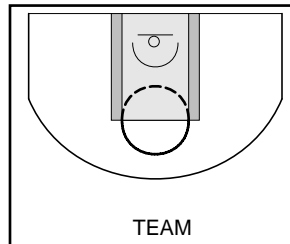
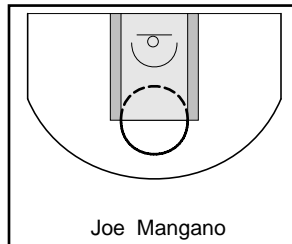
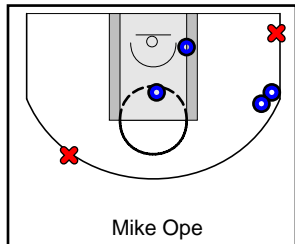
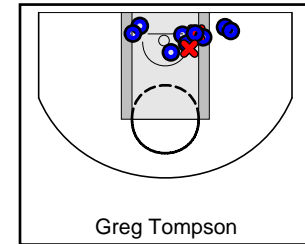
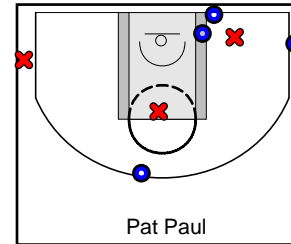

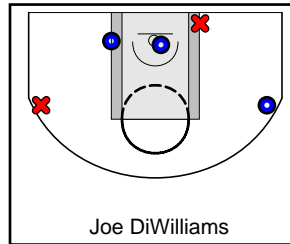
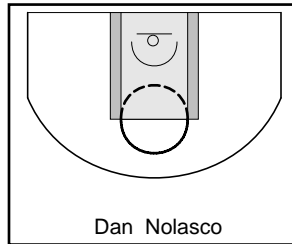
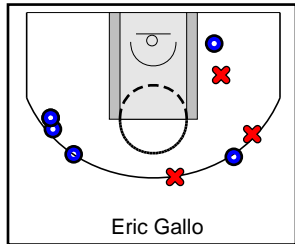
# Maroon (B)

6/13/18 Maroon (B) at Green (B League)

	1	2	T
Maroon (B)	45	24	69
Green (B League)	27	18	45




#	Name	G	MIN	FGM	FGA	FG%	2PM	2PA	2P%	3PM	3PA	3P%	FTM	FTA	FT%	OREB	DREB	REB	AST	STL	BLK	DEF	TO	PF	CHG	PM	PTS
3	Eric Gallo	1	0	6	9	.667	1	2	.500	5	7	.714	0	0	.000	0	1	1	1	0	0	0	2	0	0	24	17
4	Dan Nolasco	1	0	0	0	.000	0	0	.000	0	0	.000	0	0	.000	0	0	0	2	0	0	0	1	2	0	-7	0
5	Joe DiWilliams	1	0	3	5	.600	2	3	.667	1	2	.500	0	0	.000	0	2	2	3	0	1	0	2	0	0	25	7
10	Phil DiWilliams	1	0	0	3	.000	0	2	.000	0	1	.000	0	0	.000	1	3	4	0	0	0	0	1	2	0	6	0
11	Pat Paul	1	0	4	7	.571	2	4	.500	2	3	.667	0	0	.000	1	6	7	1	1	0	0	1	2	0	17	10
12	Greg Tompson	1	0	9	11	.818	9	11	.818	0	0	.000	7	8	.875	6	4	10	2	0	0	1	0	0	0	31	25
13	Mike Ope	1	0	4	6	.667	2	2	1.000	2	4	.500	0	0	.000	0	4	4	7	0	0	0	2	1	0	24	10
14	Joe Mangano	1	0	0	0	.000	0	0	.000	0	0	.000	0	0	.000	0	0	0	0	0	0	0	1	0	0	0	0
	TEAM	1	0	0	0	.000	0	0	.000	0	0	.000	0	0	.000	0	2	2	0	0	0	0	0	0	0	0	0
	<b>TOTALS</b>	<b>1</b>	<b>0</b>	<b>26</b>	<b>41</b>	<b>.634</b>	<b>16</b>	<b>24</b>	<b>.667</b>	<b>10</b>	<b>17</b>	<b>.588</b>	<b>7</b>	<b>8</b>	<b>.875</b>	<b>8</b>	<b>22</b>	<b>30</b>	<b>16</b>	<b>1</b>	<b>1</b>	<b>1</b>	<b>10</b>	<b>7</b>	<b>0</b>	<b>24</b>	<b>69</b>



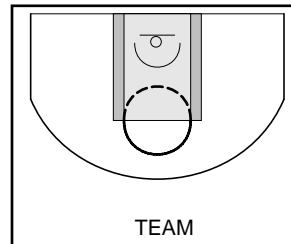
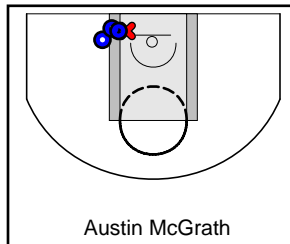
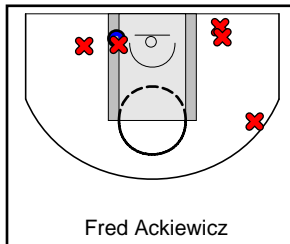
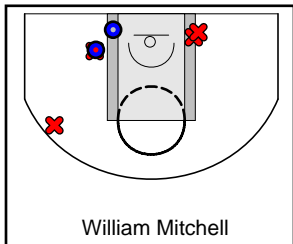
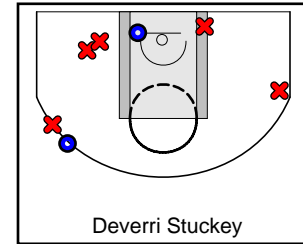
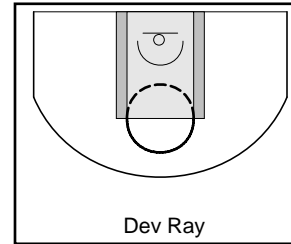
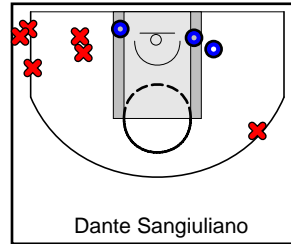
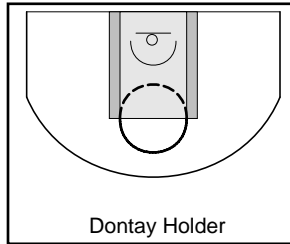
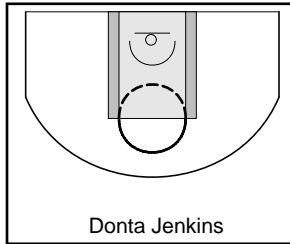
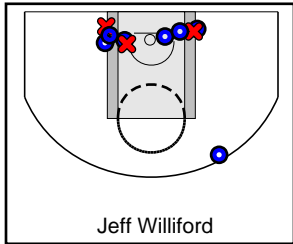
# Green (B League)

6/13/18 Maroon (B) at Green (B League)

	1	2	T
Maroon (B)	45	24	69
Green (B League)	27	18	45



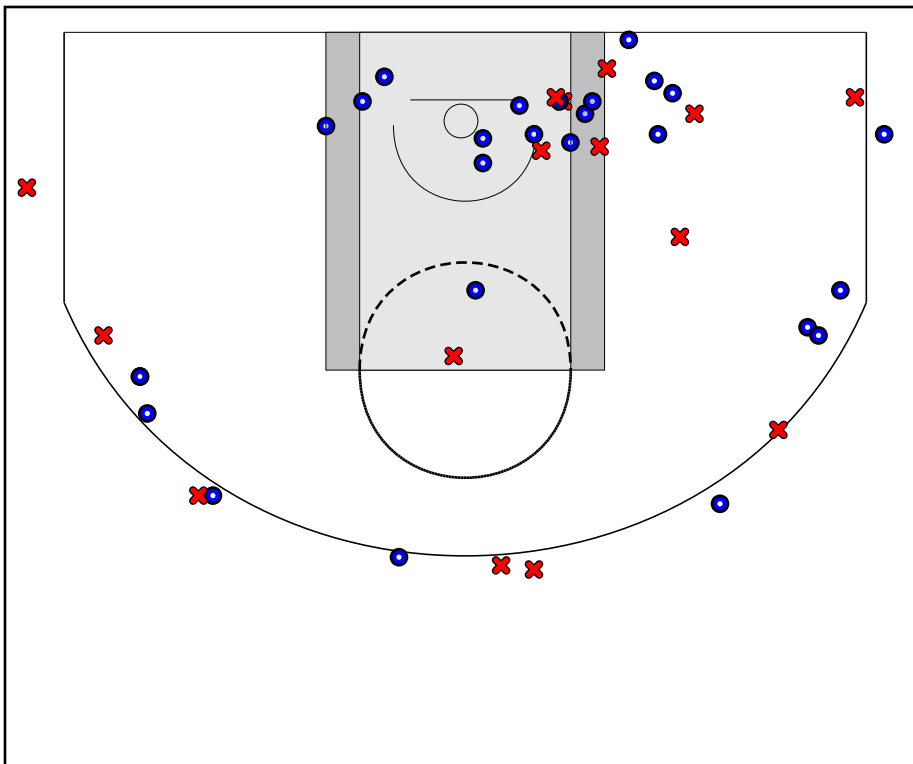
#	Name	G	MIN	FGM	FGA	FG%	2PM	2PA	2P%	3PM	3PA	3P%	FTM	FTA	FT%	OREB	DREB	REB	AST	STL	BLK	DEF	TO	PF	CHG	PM	PTS
3	Jeff Williford	1	0	7	10	.700	6	9	.667	1	1	1.000	4	6	.667	3	3	6	3	2	0	0	1	1	0	-24	19
4	Donta Jenkins	0	0	0	0	.000	0	0	.000	0	0	.000	0	0	.000	0	0	0	0	0	0	0	0	0	0	0	0
6	Dontay Holder	0	0	0	0	.000	0	0	.000	0	0	.000	0	0	.000	0	0	0	0	0	0	0	0	0	0	0	0
11	Dante Sanguiliano	1	0	3	9	.333	3	5	.600	0	4	.000	0	1	.000	0	1	1	0	1	0	0	0	0	0	-19	6
12	Dev Ray	0	0	0	0	.000	0	0	.000	0	0	.000	0	0	.000	0	0	0	0	0	0	0	0	0	0	0	0
13	Deverri Stuckey	1	0	2	7	.286	1	4	.250	1	3	.333	0	0	.000	3	1	4	1	0	1	0	0	1	0	-24	5
14	William Mitchell	1	0	2	6	.333	2	5	.400	0	1	.000	0	0	.000	2	1	3	0	0	0	0	1	2	0	-13	4
15	Fred Ackiewicz	1	0	1	6	.167	1	5	.200	0	1	.000	0	0	.000	2	3	5	3	1	0	1	0	2	0	-24	2
20	Austin McGrath	1	0	3	4	.750	3	4	.750	0	0	.000	1	2	.500	4	1	5	1	0	0	0	0	0	0	-16	7
	TEAM	1	0	1	1	1.000	1	1	1.000	0	0	.000	0	0	.000	0	2	2	0	0	0	0	0	0	0	0	2
	TOTALS	1	0	19	43	.442	17	33	.515	2	10	.200	5	9	.556	14	12	26	8	4	1	1	2	6	0	-24	45



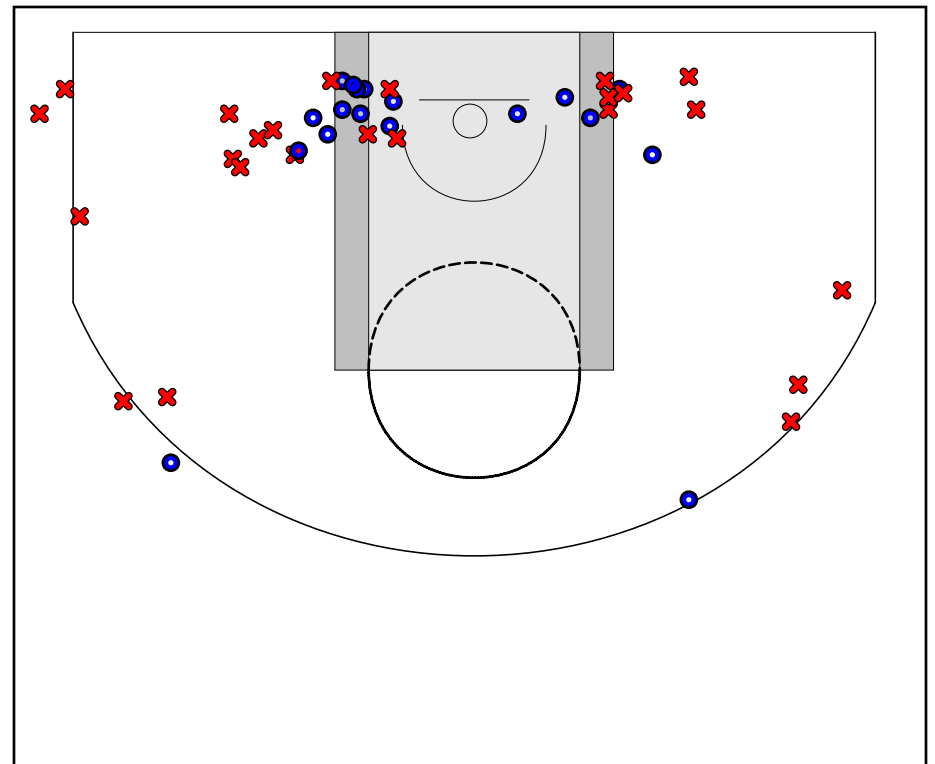
## Game Summary Comparison

Statistic	Maroon (B)	Green (B League)
Points	69	45
<i>Field Goals</i>	26 / 41	19 / 43
<i>2 Point</i>	16 / 24	17 / 33
<i>3 Point</i>	10 / 17	2 / 10
<i>Free Throws</i>	7 / 8	5 / 9
Assists	16	8
Rebounds	30	26
<i>Offensive</i>	8	14
<i>Defensive</i>	22	12
Blocks	1	1
Steals	1	4
Deflections	1	1
Turnovers	10	2
Charges Taken	0	0
Personal Fouls	7	6

Maroon (B)



Green (B League)



### Maroon (B) Turnovers

Period	Clock	Player	Turnover Type
1st Period	0:00	#14 Joe Mangano	Other
2nd Period	0:00	#5 Joe DiWilliams	Other
2nd Period	0:00	#3 Eric Gallo	Other
2nd Period	0:00	#5 Joe DiWilliams	Other
2nd Period	0:00	#3 Eric Gallo	Other
2nd Period	0:00	#13 Mike Ope	Other
2nd Period	0:00	#10 Phil DiWilliams	Other
2nd Period	0:00	#11 Pat Paul	Other
2nd Period	0:00	#4 Dan Nolasco	Other
2nd Period	0:00	#13 Mike Ope	Other

### Maroon (B) Fouls

Period	Clock	Player	Foul
1st Period	0:00	#13 Mike Ope	Other (Def)
1st Period	0:00	#11 Pat Paul	Other (Def)
1st Period	0:00	#10 Phil DiWilliams	Other (Def)
1st Period	0:00	#4 Dan Nolasco	Other (Def)
1st Period	0:00	#10 Phil DiWilliams	Other (Def)
1st Period	0:00	#4 Dan Nolasco	Other (Def)
1st Period	0:00	#11 Pat Paul	Other (Def)

### Green (B League) Turnovers

Period	Clock	Player	Turnover Type
2nd Period	0:00	#14 William Mitchell	Other
2nd Period	0:00	#3 Jeff Williford	Other

### Green (B League) Fouls

Period	Clock	Player	Foul
1st Period	0:00	#14 William Mitchell	Other (Def)
1st Period	0:00	#3 Jeff Williford	Other (Def)
1st Period	0:00	#15 Fred Ackiewicz	Other (Def)
1st Period	0:00	#13 Deverri Stuckey	Other (Def)
1st Period	0:00	#14 William Mitchell	Other (Def)
1st Period	0:00	#15 Fred Ackiewicz	Other (Def)