


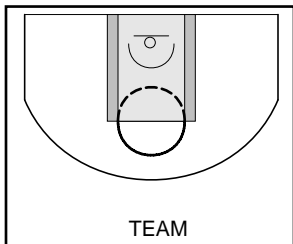
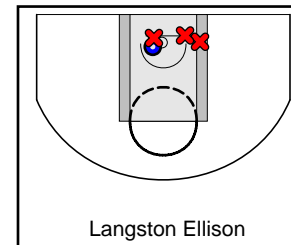
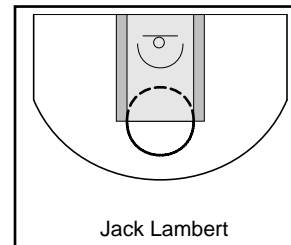


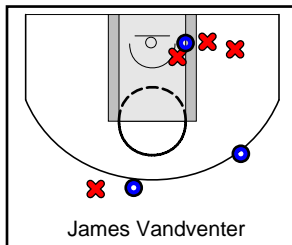
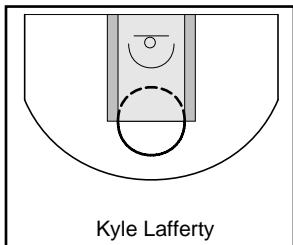
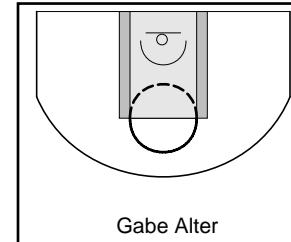

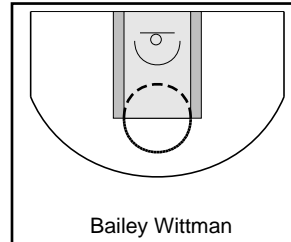
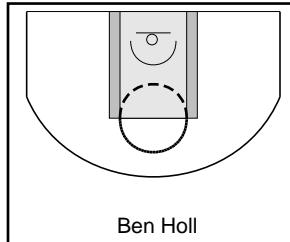
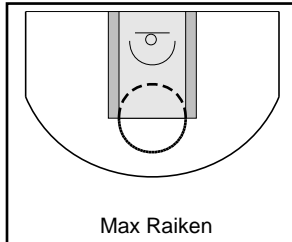
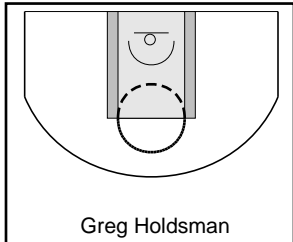
# Holdsmen RED

6/13/17 Holdsmen RED at Griffin MAROON

	1	OT1	T
Holdsmen RED	37	27	64
Griffin MAROON	30	36	66




#	Name	G	MIN	FGM	FGA	FG%	2PM	2PA	2P%	3PM	3PA	3P%	FTM	FTA	FT%	OREB	DREB	REB	AST	STL	BLK	DEF	TO	PF	CHG	PM	PTS
0	Greg Holdsmen	0	0	0	0	.000	0	0	.000	0	0	.000	0	0	.000	0	0	0	0	0	0	0	0	0	0	0	0
0	Max Raiken	0	0	0	0	.000	0	0	.000	0	0	.000	0	0	.000	0	0	0	0	0	0	0	0	0	0	0	0
0	Ben Holl	0	0	0	0	.000	0	0	.000	0	0	.000	0	0	.000	0	0	0	0	0	0	0	0	0	0	0	0
0	Bailey Wittman	0	0	0	0	.000	0	0	.000	0	0	.000	0	0	.000	0	0	0	0	0	0	0	0	0	0	0	0
3	Jamil Pines-Elliot	1	0	7	18	.389	5	13	.385	2	5	.400	0	0	.000	3	2	5	1	3	1	1	5	5	0	4	16
4	Gabe Alter	0	0	0	0	.000	0	0	.000	0	0	.000	0	0	.000	0	0	0	0	0	0	0	0	0	0	0	0
5	Kyle Lafferty	0	0	0	0	.000	0	0	.000	0	0	.000	0	0	.000	0	0	0	0	0	0	0	0	0	0	0	0
10	James Vandventer	1	0	3	7	.429	1	4	.250	2	3	.667	1	1	1.000	1	7	8	2	1	0	1	3	1	0	-2	9
11	Jalil Pines-Elliot	1	0	5	17	.294	2	10	.200	3	7	.429	0	3	.000	2	3	5	3	3	0	2	2	2	0	-2	13
13	Jayson Clark	1	0	10	20	.500	10	18	.556	0	2	.000	4	9	.444	6	9	15	0	0	0	1	1	4	0	-2	24
14	Jack Lambert	0	0	0	0	.000	0	0	.000	0	0	.000	0	0	.000	0	0	0	0	0	0	0	0	0	0	0	0
20	Langston Ellison	1	0	1	4	.250	1	4	.250	0	0	.000	0	1	.000	5	5	10	0	0	3	1	2	3	0	-2	2
	TEAM	0	0	0	0	.000	0	0	.000	0	0	.000	0	0	.000	0	0	0	0	0	0	0	0	0	0	0	0
	<b>TOTALS</b>	<b>1</b>	<b>0</b>	<b>26</b>	<b>66</b>	<b>.394</b>	<b>19</b>	<b>49</b>	<b>.388</b>	<b>7</b>	<b>17</b>	<b>.412</b>	<b>5</b>	<b>14</b>	<b>.357</b>	<b>17</b>	<b>26</b>	<b>43</b>	<b>6</b>	<b>7</b>	<b>4</b>	<b>6</b>	<b>13</b>	<b>15</b>	<b>0</b>	<b>-2</b>	<b>64</b>



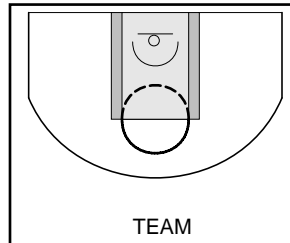
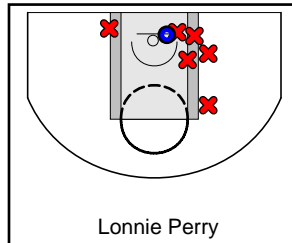

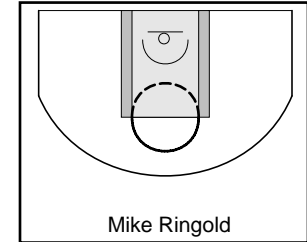
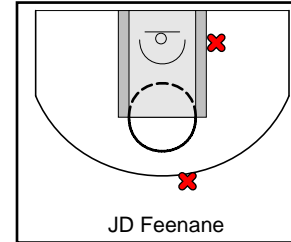
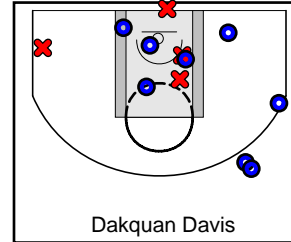
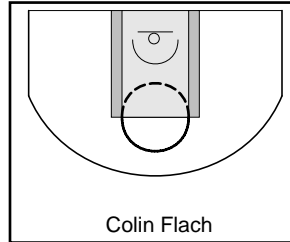
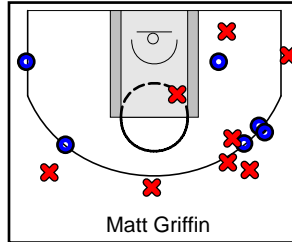
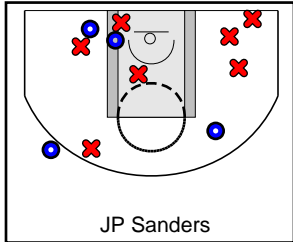
# Griffin MAROON

6/13/17 Holdsman RED at Griffin MAROON

	1	OT1	T
Holdsman RED	37	27	64
Griffin MAROON	30	36	66



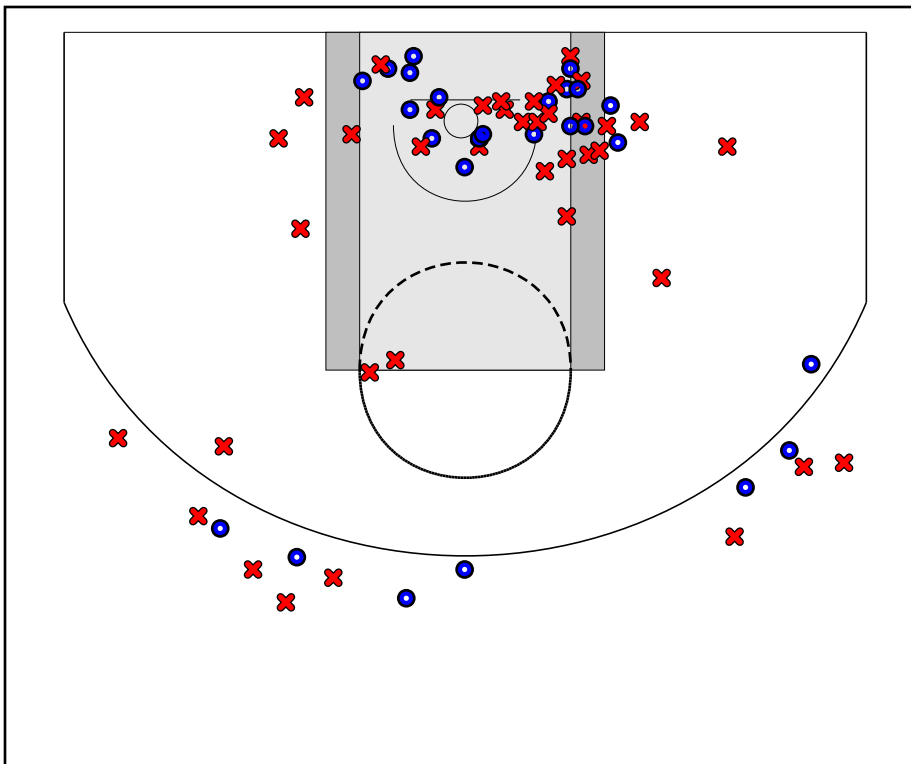
#	Name	G	MIN	FGM	FGA	FG%	2PM	2PA	2P%	3PM	3PA	3P%	FTM	FTA	FT%	OREB	DREB	REB	AST	STL	BLK	DEF	TO	PF	CHG	PM	PTS
3	JP Sanders	1	0	4	11	.364	3	9	.333	1	2	.500	6	8	.750	1	5	6	1	0	0	3	2	2	0	3	15
4	Matt Griffin	1	0	6	14	.429	1	3	.333	5	11	.455	0	0	.000	0	4	4	1	2	1	3	4	3	0	5	17
5	Colin Flach	0	0	0	0	.000	0	0	.000	0	0	.000	0	0	.000	0	0	0	0	0	0	0	0	0	0	0	0
10	Dakquan Davis	1	0	8	12	.667	5	8	.625	3	4	.750	0	1	.000	0	1	1	2	1	0	1	0	2	0	1	19
11	JD Feenane	1	0	0	2	.000	0	1	.000	0	1	.000	0	0	.000	1	2	3	2	2	0	1	1	0	0	3	0
12	Mike Ringold	0	0	0	0	.000	0	0	.000	0	0	.000	0	0	.000	0	0	0	0	0	0	0	0	0	0	0	0
13	Mike Wild	1	0	4	10	.400	2	5	.400	2	5	.400	0	0	.000	3	6	9	2	0	0	4	1	5	0	-4	10
14	Lonnie Perry	1	0	1	7	.143	1	7	.143	0	0	.000	3	6	.500	2	7	9	0	0	1	1	2	4	0	2	5
	TEAM	1	0	0	0	.000	0	0	.000	0	0	.000	0	0	.000	3	2	5	0	0	0	0	0	0	0	0	0
	<b>TOTALS</b>	<b>1</b>	<b>0</b>	<b>23</b>	<b>56</b>	<b>.411</b>	<b>12</b>	<b>33</b>	<b>.364</b>	<b>11</b>	<b>23</b>	<b>.478</b>	<b>9</b>	<b>15</b>	<b>.600</b>	<b>10</b>	<b>27</b>	<b>37</b>	<b>8</b>	<b>5</b>	<b>2</b>	<b>13</b>	<b>10</b>	<b>16</b>	<b>0</b>	<b>2</b>	<b>66</b>



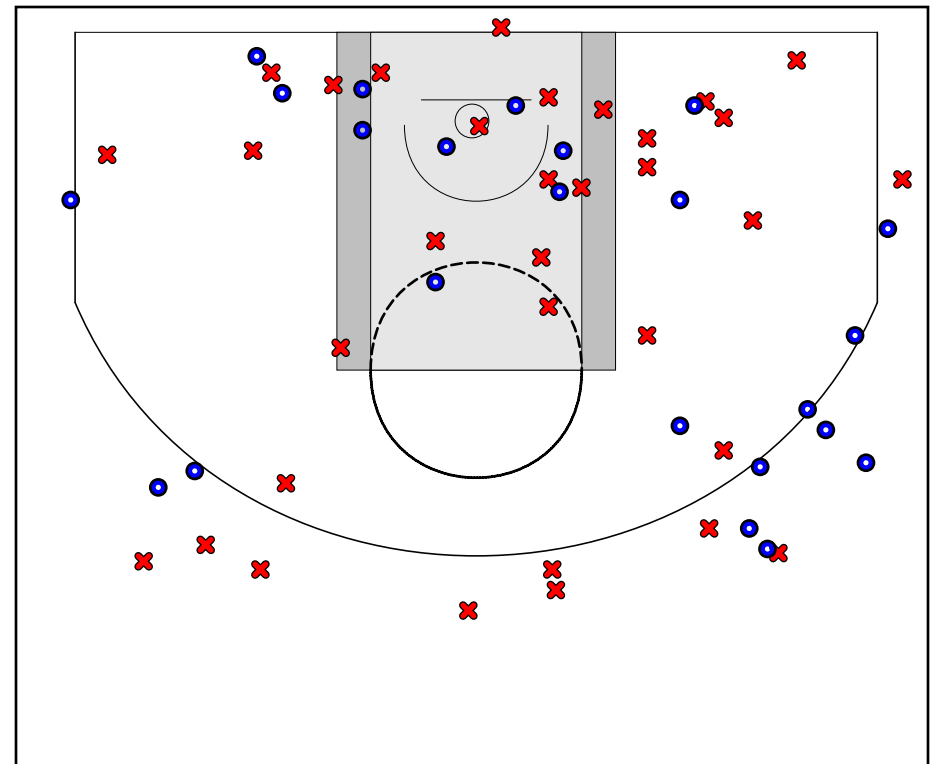
## Game Summary Comparison

Statistic	Holdsmen RED	Griffin MAROON
Points	64	66
<i>Field Goals</i>	26 / 66	23 / 56
<i>2 Point</i>	19 / 49	12 / 33
<i>3 Point</i>	7 / 17	11 / 23
<i>Free Throws</i>	5 / 14	9 / 15
Assists	6	8
Rebounds	43	37
<i>Offensive</i>	17	10
<i>Defensive</i>	26	27
Blocks	4	2
Steals	7	5
Deflections	6	13
Turnovers	13	10
Charges Taken	0	0
Personal Fouls	15	16

Holdsmen RED



Griffin MAROON



### Holdsmen RED Turnovers

Period	Clock	Player	Turnover Type
1st Period	0:00	#10 James Vandventer	Other
1st Period	0:00	#11 Jalil Pines-Elliot	Other
1st Period	0:00	#3 Jamil Pines-Elliot	Other
1st Period	0:00	#10 James Vandventer	Other
1st Period	0:00	#3 Jamil Pines-Elliot	Other
1st Period	0:00	#11 Jalil Pines-Elliot	Other
1st Period	0:00	#10 James Vandventer	Other
1st Period	0:00	#20 Langston Ellison	Other
2nd Period	0:00	#3 Jamil Pines-Elliot	Other
2nd Period	0:00	#3 Jamil Pines-Elliot	Other

### Holdsmen RED Fouls

Period	Clock	Player	Foul
1st Period	0:00	#3 Jamil Pines-Elliot	Other (Def)
1st Period	0:00	#11 Jalil Pines-Elliot	Other (Def)
1st Period	0:00	#3 Jamil Pines-Elliot	Other (Off)
1st Period	0:00	#13 Jayson Clark	Other (Off)
2nd Period	0:00	#20 Langston Ellison	Other (Off)
2nd Period	0:00	#20 Langston Ellison	Other (Def)
2nd Period	0:00	#3 Jamil Pines-Elliot	Other (Def)
2nd Period	0:00	#3 Jamil Pines-Elliot	Other (Def)
2nd Period	0:00	#3 Jamil Pines-Elliot	Other (Def)
2nd Period	0:00	#13 Jayson Clark	Other (Def)
2nd Period	0:00	#13 Jayson Clark	Other (Def)
2nd Period	0:00	#11 Jalil Pines-Elliot	Other (Def)
2nd Period	0:00	#10 James Vandventer	Other (Def)
2nd Period	0:00	#13 Jayson Clark	Other (Def)
2nd Period	0:00	#20 Langston Ellison	Other (Def)

### Griffin MAROON Turnovers

Period	Clock	Player	Turnover Type
1st Period	0:00	#4 Matt Griffin	Other
1st Period	0:00	#14 Lonnie Perry	Other
1st Period	0:00	#4 Matt Griffin	Other
1st Period	0:00	#4 Matt Griffin	Other
1st Period	0:00	#13 Mike Wild	Other
2nd Period	0:00	#11 JD Feenane	Other
2nd Period	0:00	#4 Matt Griffin	Other
2nd Period	0:00	#14 Lonnie Perry	Other
2nd Period	0:00	#3 JP Sanders	Other

### Griffin MAROON Fouls

Period	Clock	Player	Foul
1st Period	0:00	#14 Lonnie Perry	Other (Def)
1st Period	0:00	#13 Mike Wild	Other (Def)
1st Period	0:00	#3 JP Sanders	Other (Def)
1st Period	0:00	#10 Dakquan Davis	Other (Def)
1st Period	0:00	#14 Lonnie Perry	Other (Def)
1st Period	0:00	#3 JP Sanders	Other (Off)
2nd Period	0:00	#14 Lonnie Perry	Other (Def)
2nd Period	0:00	#4 Matt Griffin	Other (Def)
2nd Period	0:00	#10 Dakquan Davis	Other (Def)
2nd Period	0:00	#13 Mike Wild	Other (Def)
2nd Period	0:00	#13 Mike Wild	Other (Def)
2nd Period	0:00	#13 Mike Wild	Other (Def)
2nd Period	0:00	#13 Mike Wild	Other (Def)
2nd Period	0:00	#4 Matt Griffin	Other (Def)
2nd Period	0:00	#4 Matt Griffin	Other (Def)
2nd Period	0:00	#14 Lonnie Perry	Other (Def)