

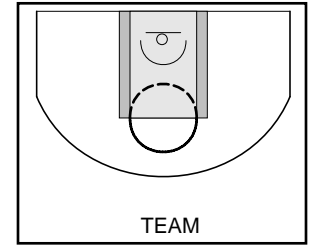
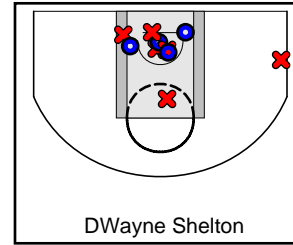
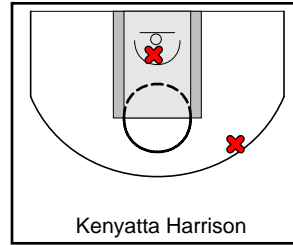
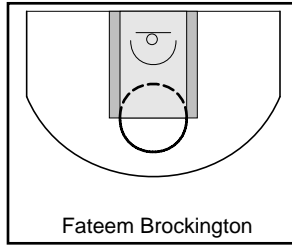
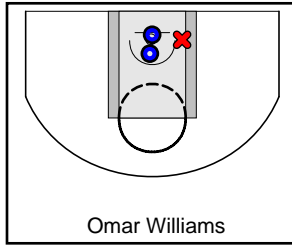
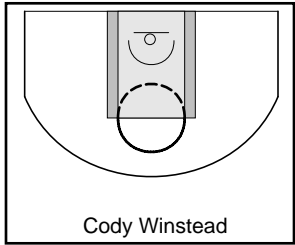
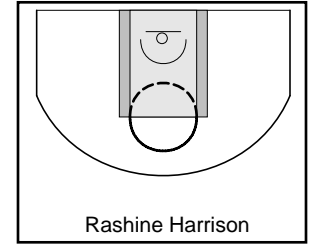
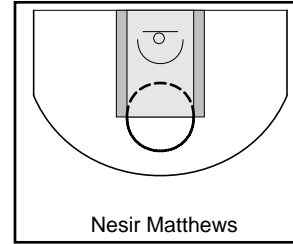
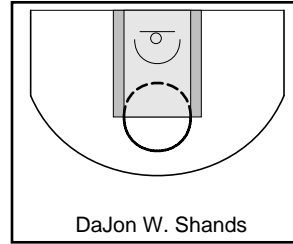
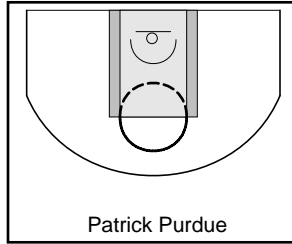
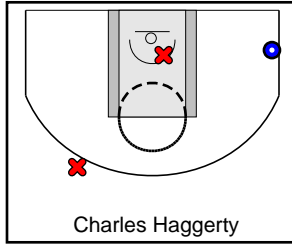
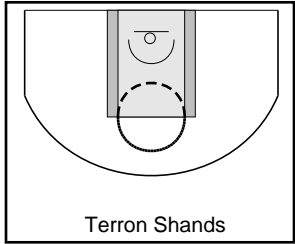
Texas Orange

6/12/18 Texas Orange at Grey A

	1	T
Texas Orange	17	17
Grey A	28	28



#	Name	G	MIN	FGM	FGA	FG%	2PM	2PA	2P%	3PM	3PA	3P%	FTM	FTA	FT%	OREB	DREB	REB	AST	STL	BLK	DEF	TO	PF	CHG	PM	PTS
3	Terron Shands	0	0	0	0	.000	0	0	.000	0	0	.000	0	0	.000	0	0	0	0	0	0	0	0	0	0	0	0
4	Charles Haggerty	1	0	1	3	.333	0	1	.000	1	2	.500	0	0	.000	0	0	0	0	0	0	0	0	0	0	-11	3
5	Patrick Purdue	0	0	0	0	.000	0	0	.000	0	0	.000	0	0	.000	0	0	0	0	0	0	0	0	0	0	0	0
10	DaJon W. Shands	0	0	0	0	.000	0	0	.000	0	0	.000	0	0	.000	0	0	0	0	0	0	0	0	0	0	0	0
11	Nesir Matthews	0	0	0	0	.000	0	0	.000	0	0	.000	0	0	.000	0	0	0	0	0	0	0	0	0	0	0	0
12	Rashine Harrison	0	0	0	0	.000	0	0	.000	0	0	.000	0	0	.000	0	0	0	0	0	0	0	0	0	0	0	0
13	Cody Winstead	0	0	0	0	.000	0	0	.000	0	0	.000	0	0	.000	0	0	0	0	0	0	0	0	0	0	0	0
14	Omar Williams	1	0	2	3	.667	2	3	.667	0	0	.000	0	0	.000	1	4	5	2	0	0	0	1	1	0	-11	4
15	Fateem Brockington	0	0	0	0	.000	0	0	.000	0	0	.000	0	0	.000	0	0	0	0	0	0	0	0	0	0	0	0
20	Kenyatta Harrison	1	0	0	2	.000	0	1	.000	0	1	.000	2	2	1.000	1	1	2	0	1	0	0	3	0	0	-11	2
22	DWayne Shelton	1	0	4	10	.400	4	9	.444	0	1	.000	0	2	.000	1	3	4	0	0	0	0	1	1	0	-11	8
	TEAM	1	0	0	0	.000	0	0	.000	0	0	.000	0	0	.000	1	0	1	0	0	0	0	0	0	0	0	0
	TOTALS	1	0	7	18	.389	6	14	.429	1	4	.250	2	4	.500	4	8	12	2	1	0	0	5	2	0	-11	17



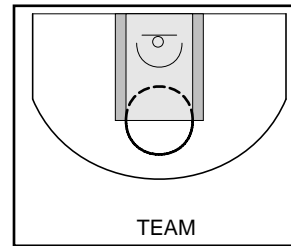
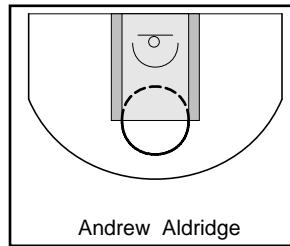
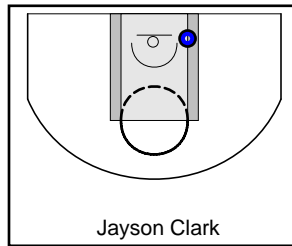
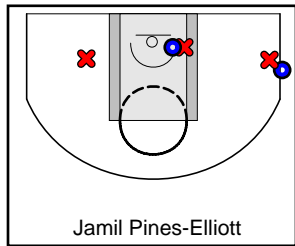
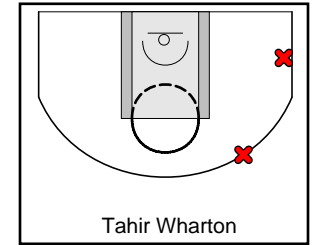
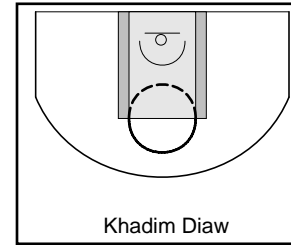
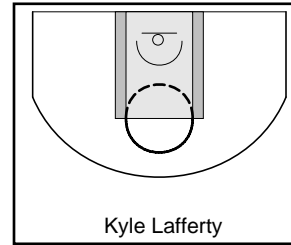
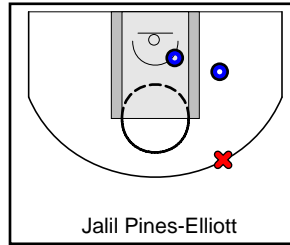
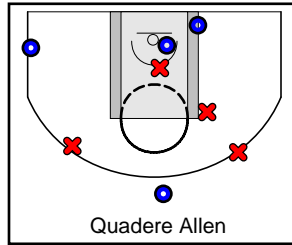
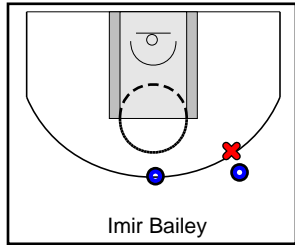
Grey A

6/12/18 Texas Orange at Grey A

	1	T
Texas Orange	17	17
Grey A	28	28



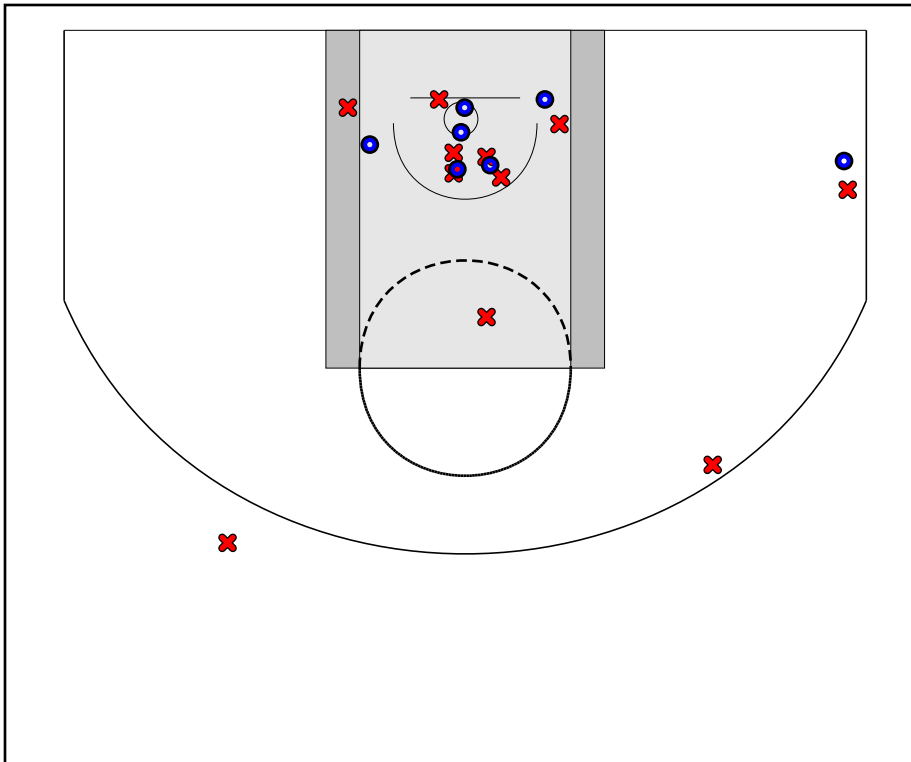
#	Name	G	MIN	FGM	FGA	FG%	2PM	2PA	2P%	3PM	3PA	3P%	FTM	FTA	FT%	OREB	DREB	REB	AST	STL	BLK	DEF	TO	PF	CHG	PM	PTS
4	Imir Bailey	1	0	2	3	.667	0	0	.000	2	3	.667	0	0	.000	0	3	3	0	1	0	0	0	0	0	6	6
5	Quadere Allen	1	0	4	8	.500	2	4	.500	2	4	.500	1	2	.500	0	0	0	0	2	0	1	1	1	0	8	11
10	Jalil Pines-Elliott	1	0	2	3	.667	2	2	1.000	0	1	.000	0	0	.000	1	0	1	0	0	0	0	1	3	0	5	4
11	Kyle Lafferty	0	0	0	0	.000	0	0	.000	0	0	.000	0	0	.000	0	0	0	0	0	0	0	0	0	0	0	0
12	Khadim Diaw	0	0	0	0	.000	0	0	.000	0	0	.000	0	0	.000	0	0	0	0	0	0	0	0	0	0	0	0
13	Tahir Wharton	1	0	0	2	.000	0	0	.000	0	2	.000	0	0	.000	0	0	0	2	0	0	0	0	1	0	11	0
14	Jamil Pines-Elliott	1	0	2	5	.400	1	3	.333	1	2	.500	0	0	.000	1	1	2	1	0	0	0	0	0	0	11	5
15	Jayson Clark	1	0	1	1	1.000	1	1	1.000	0	0	.000	0	0	.000	0	0	0	0	1	0	1	1	1	0	9	2
20	Andrew Aldridge	1	0	0	0	.000	0	0	.000	0	0	.000	0	0	.000	0	2	2	0	0	0	0	0	0	0	5	0
	TEAM	1	0	0	0	.000	0	0	.000	0	0	.000	0	0	.000	2	1	3	0	0	0	0	0	0	0	0	0
	TOTALS	1	0	11	22	.500	6	10	.600	5	12	.417	1	2	.500	4	7	11	3	4	0	2	3	6	0	11	28



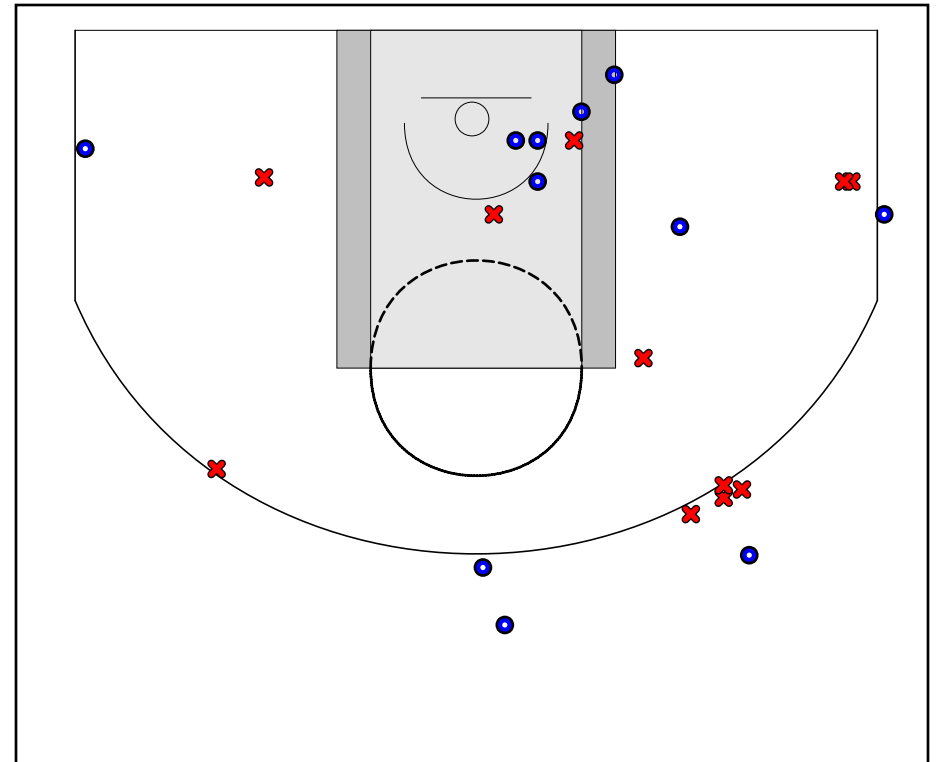
Game Summary Comparison

Statistic	Texas Orange	Grey A
Points	17	28
<i>Field Goals</i>	7 / 18	11 / 22
<i>2 Point</i>	6 / 14	6 / 10
<i>3 Point</i>	1 / 4	5 / 12
<i>Free Throws</i>	2 / 4	1 / 2
Assists	2	3
Rebounds	12	11
<i>Offensive</i>	4	4
<i>Defensive</i>	8	7
Blocks	0	0
Steals	1	4
Deflections	0	2
Turnovers	5	3
Charges Taken	0	0
Personal Fouls	2	6

Texas Orange



Grey A



Texas Orange Turnovers

Period	Clock	Player	Turnover Type
1st Period	0:00	#20 Kenyatta Harrison	Other
1st Period	0:00	#22 DWayne Shelton	Other
1st Period	0:00	#14 Omar Williams	Other
1st Period	0:00	#20 Kenyatta Harrison	Other
1st Period	0:00	#20 Kenyatta Harrison	Other

Texas Orange Fouls

Period	Clock	Player	Foul
1st Period	0:00	#14 Omar Williams	Other (Def)
1st Period	0:00	#22 DWayne Shelton	Other (Def)

Grey A Turnovers

Period	Clock	Player	Turnover Type
1st Period	0:00	#5 Quadere Allen	Other
1st Period	0:00	#15 Jayson Clark	Other
1st Period	0:00	#10 Jalil Pines-Elliott	Other

Grey A Fouls

Period	Clock	Player	Foul
1st Period	0:00	#15 Jayson Clark	Other (Def)
1st Period	0:00	#5 Quadere Allen	Other (Def)
1st Period	0:00	#10 Jalil Pines-Elliott	Other (Def)
1st Period	0:00	#10 Jalil Pines-Elliott	Other (Def)
1st Period	0:00	#13 Tahir Wharton	Other (Def)
1st Period	0:00	#10 Jalil Pines-Elliott	Other (Def)