


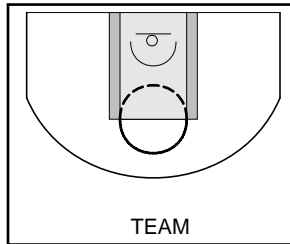
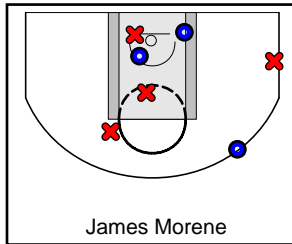
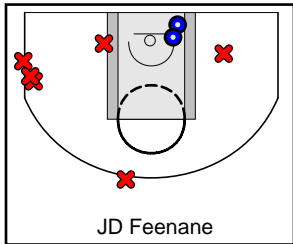
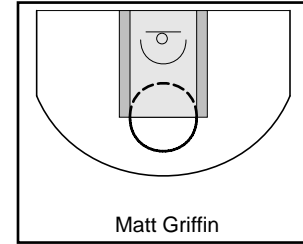
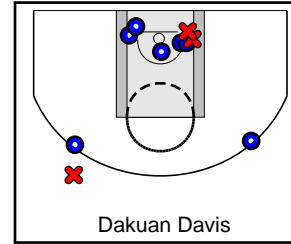
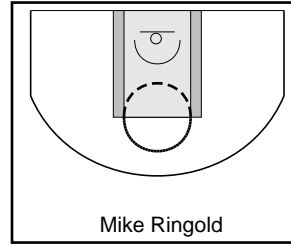
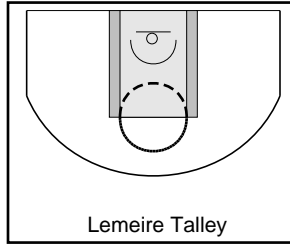
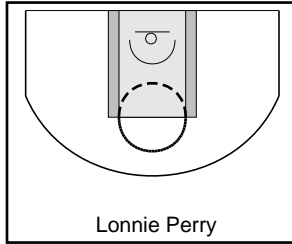
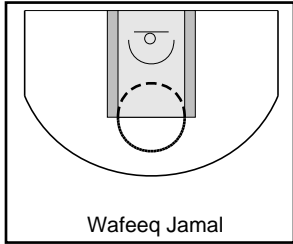
# Purple

6/12/18 Purple at Teal

	1	OT1	T
Purple	26	15	41
Teal	24	34	58



#	Name	G	MIN	FGM	FGA	FG%	2PM	2PA	2P%	3PM	3PA	3P%	FTM	FTA	FT%	OREB	DREB	REB	AST	STL	BLK	DEF	TO	PF	CHG	PM	PTS
0	Wafeeq Jamal	0	0	0	0	.000	0	0	.000	0	0	.000	0	0	.000	0	0	0	0	0	0	0	0	0	0	0	0
0	Lonnie Perry	0	0	0	0	.000	0	0	.000	0	0	.000	0	0	.000	0	0	0	0	0	0	0	0	0	0	0	0
1	Lemeire Talley	0	0	0	0	.000	0	0	.000	0	0	.000	0	0	.000	0	0	0	0	0	0	0	0	0	0	0	0
4	Mike Ringold	1	0	0	0	.000	0	0	.000	0	0	.000	0	0	.000	0	0	0	0	0	0	0	0	0	0	-2	0
10	Dakuan Davis	1	0	7	10	.700	5	7	.714	2	3	.667	1	3	.333	2	3	5	0	0	0	2	1	3	0	-17	17
11	Matt Griffin	1	0	0	0	.000	0	0	.000	0	0	.000	0	0	.000	0	0	0	0	0	0	0	0	0	0	-2	0
12	JD Feenane	1	0	2	8	.250	2	4	.500	0	4	.000	0	0	.000	0	1	1	3	0	0	0	1	2	0	-17	4
15	James Morene	1	0	3	7	.429	2	5	.400	1	2	.500	2	2	1.000	2	5	7	1	0	0	0	1	2	0	-17	9
	TEAM	1	0	5	10	.500	4	7	.571	1	3	.333	0	2	.000	2	6	8	0	1	0	0	1	3	0	0	11
	<b>TOTALS</b>	<b>1</b>	<b>0</b>	<b>17</b>	<b>35</b>	<b>.486</b>	<b>13</b>	<b>23</b>	<b>.565</b>	<b>4</b>	<b>12</b>	<b>.333</b>	<b>3</b>	<b>7</b>	<b>.429</b>	<b>6</b>	<b>15</b>	<b>21</b>	<b>4</b>	<b>1</b>	<b>0</b>	<b>2</b>	<b>4</b>	<b>10</b>	<b>0</b>	<b>-17</b>	<b>41</b>



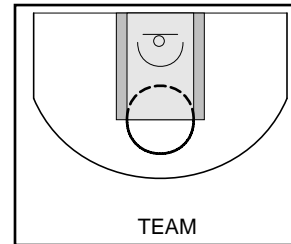
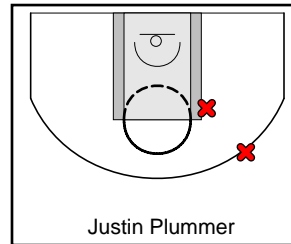
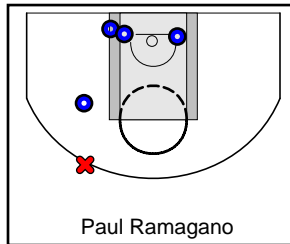
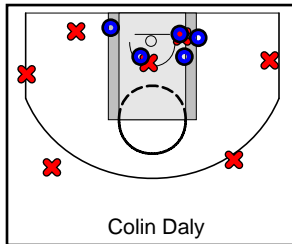
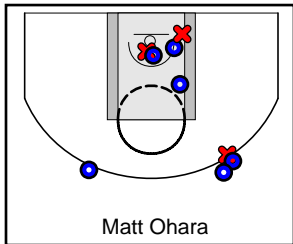
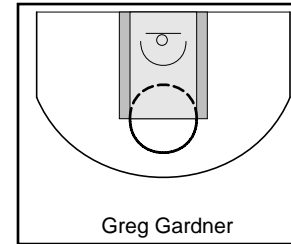
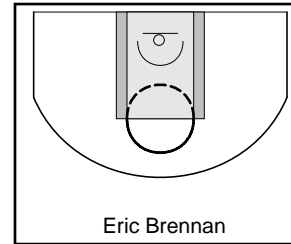
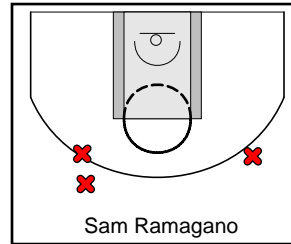
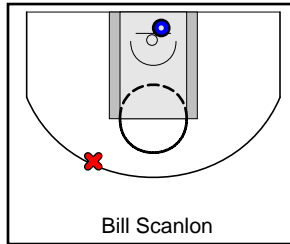
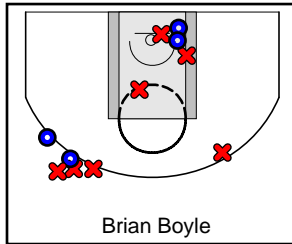

# Teal

6/12/18 Purple at Teal

	1	OT1	T
Purple	26	15	41
Teal	24	34	58



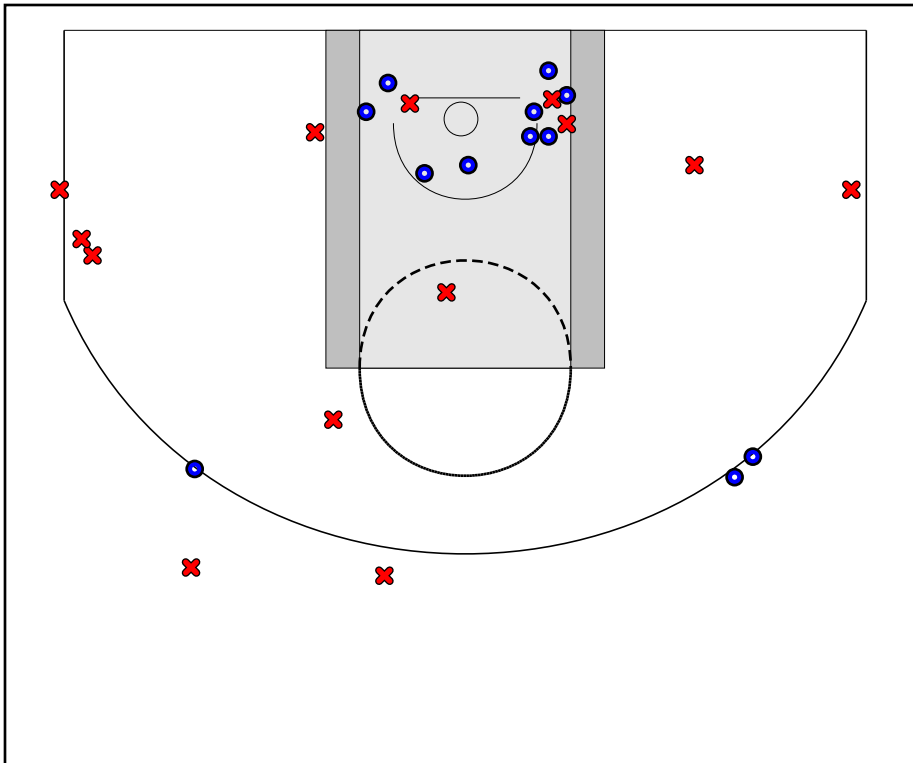
#	Name	G	MIN	FGM	FGA	FG%	2PM	2PA	2P%	3PM	3PA	3P%	FTM	FTA	FT%	OREB	DREB	REB	AST	STL	BLK	DEF	TO	PF	CHG	PM	PTS
3	DJ Peterson	1	0	3	6	.500	3	6	.500	0	0	.000	2	2	1.000	2	1	3	1	0	0	0	0	3	0	-4	8
4	Brian Boyle	1	0	5	12	.417	3	6	.500	2	6	.333	3	3	1.000	1	3	4	5	0	0	0	0	0	0	10	15
5	Bill Scanlon	1	0	1	2	.500	1	1	1.000	0	1	.000	0	0	.000	1	0	1	0	0	0	1	0	0	0	-2	2
10	Sam Ramagano	1	0	0	3	.000	0	0	.000	0	3	.000	0	0	.000	0	1	1	3	0	0	0	1	2	0	19	0
11	Eric Brennan	0	0	0	0	.000	0	0	.000	0	0	.000	0	0	.000	0	0	0	0	0	0	0	0	0	0	0	0
12	Greg Gardner	1	0	0	0	.000	0	0	.000	0	0	.000	0	0	.000	0	0	0	0	0	0	0	0	0	0	2	0
12	Matt O'hara	1	0	6	9	.667	3	5	.600	3	4	.750	0	0	.000	1	1	2	2	2	0	0	1	1	0	13	15
13	Colin Daly	1	0	4	10	.400	4	6	.667	0	4	.000	0	0	.000	3	3	6	1	0	0	0	0	4	0	7	8
14	Paul Ramagano	1	0	4	5	.800	4	4	1.000	0	1	.000	1	2	.500	2	2	4	1	0	0	0	0	0	0	15	9
20	Justin Plummer	1	0	0	2	.000	0	1	.000	0	1	.000	1	2	.500	0	2	2	1	1	1	0	0	0	0	15	1
	TEAM	1	0	0	0	.000	0	0	.000	0	0	.000	0	0	.000	0	1	1	0	0	0	0	0	0	0	0	0
	<b>TOTALS</b>	<b>1</b>	<b>0</b>	<b>23</b>	<b>49</b>	<b>.469</b>	<b>18</b>	<b>29</b>	<b>.621</b>	<b>5</b>	<b>20</b>	<b>.250</b>	<b>7</b>	<b>9</b>	<b>.778</b>	<b>10</b>	<b>14</b>	<b>24</b>	<b>14</b>	<b>3</b>	<b>1</b>	<b>1</b>	<b>2</b>	<b>10</b>	<b>0</b>	<b>17</b>	<b>58</b>



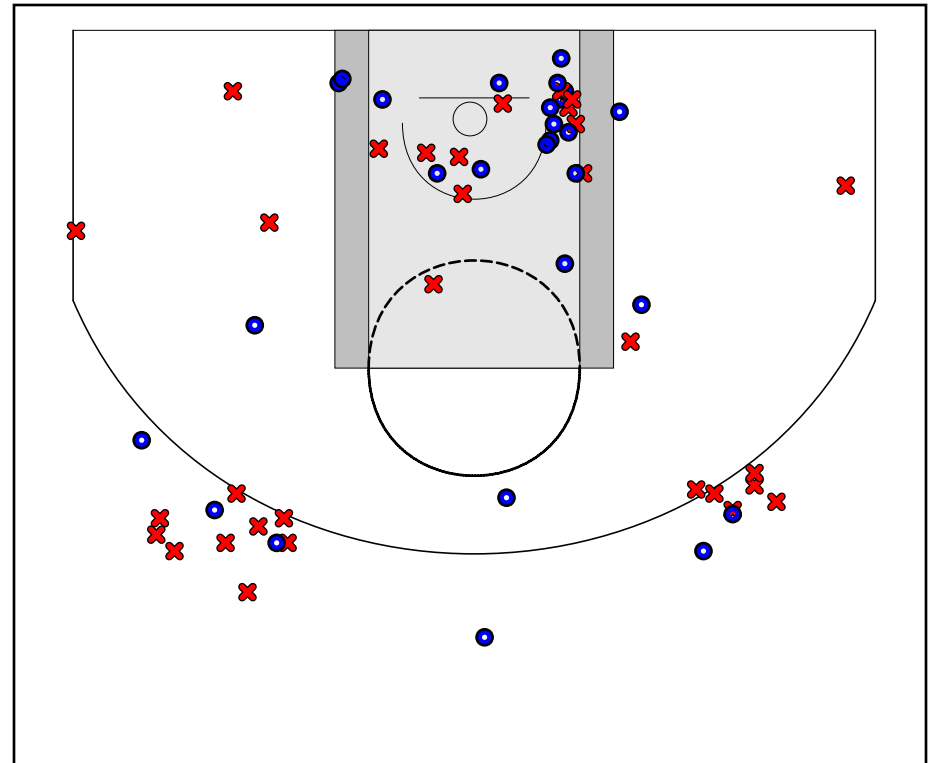
## Game Summary Comparison

Statistic	Purple	Teal
Points	41	58
<i>Field Goals</i>	17 / 35	23 / 49
<i>2 Point</i>	13 / 23	18 / 29
<i>3 Point</i>	4 / 12	5 / 20
<i>Free Throws</i>	3 / 7	7 / 9
Assists	4	14
Rebounds	21	24
<i>Offensive</i>	6	10
<i>Defensive</i>	15	14
Blocks	0	1
Steals	1	3
Deflections	2	1
Turnovers	4	2
Charges Taken	0	0
Personal Fouls	10	10

Purple



Teal



### Purple Turnovers

Period	Clock	Player	Turnover Type
1st Period	0:00	#12 JD Feenane	Other
2nd Period	0:00	#10 Dakuan Davis	Other

### Purple Fouls

Period	Clock	Player	Foul
1st Period	0:00	The team	Other (Def)
1st Period	0:00	#12 JD Feenane	Other (Def)
1st Period	0:00	The team	Other (Def)
1st Period	0:00	#15 James Morene	Other (Def)
1st Period	0:00	#10 Dakuan Davis	Other (Def)
2nd Period	0:00	#12 JD Feenane	Other (Def)
2nd Period	0:00	#15 James Morene	Other (Off)
2nd Period	0:00	The team	Other (Off)
2nd Period	0:00	#10 Dakuan Davis	Other (Def)
2nd Period	0:00	#10 Dakuan Davis	Other (Def)

### Teal Turnovers

Period	Clock	Player	Turnover Type
2nd Period	0:00	#12 Matt Ohara	Other

### Teal Fouls

Period	Clock	Player	Foul
1st Period	0:00	#3 DJ Peterson	Other (Def)
1st Period	0:00	#13 Colin Daly	Other (Def)
1st Period	0:00	#3 DJ Peterson	Other (Def)
1st Period	0:00	#10 Sam Ramagano	Other (Off)
1st Period	0:00	#12 Matt Ohara	Other (Def)
2nd Period	0:00	#13 Colin Daly	Other (Def)
2nd Period	0:00	#13 Colin Daly	Other (Def)
2nd Period	0:00	#13 Colin Daly	Other (Def)
2nd Period	0:00	#10 Sam Ramagano	Other (Def)
2nd Period	0:00	#3 DJ Peterson	Other (Tech)