

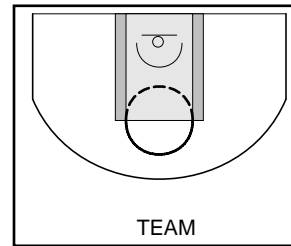

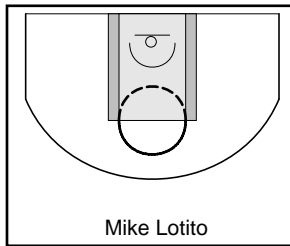
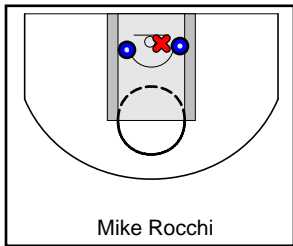
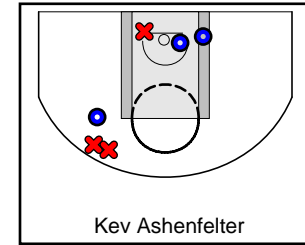
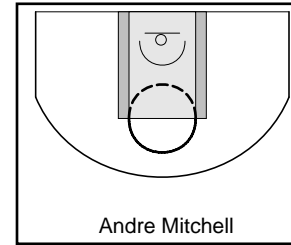
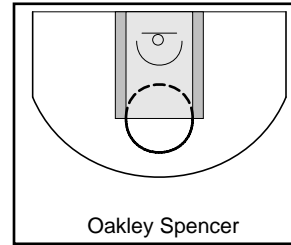
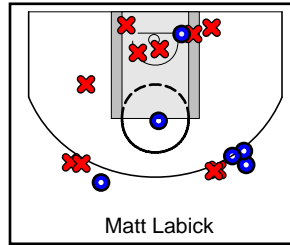
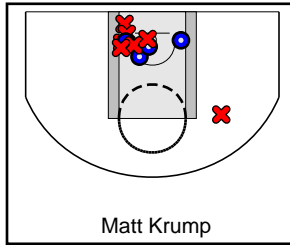
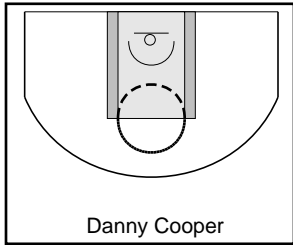
Navy Blue

6/12/18 Navy Blue at Orange

	1	2	T
Navy Blue	35	26	61
Orange	26	29	55



#	Name	G	MIN	FGM	FGA	FG%	2PM	2PA	2P%	3PM	3PA	3P%	FTM	FTA	FT%	OREB	DREB	REB	AST	STL	BLK	DEF	TO	PF	CHG	PM	PTS
0	Danny Cooper	0	0	0	0	.000	0	0	.000	0	0	.000	0	0	.000	0	0	0	0	0	0	0	0	0	0	0	0
0	Matt Krump	1	0	4	11	.364	4	11	.364	0	0	.000	2	2	1.000	8	2	10	1	0	0	0	0	3	0	6	10
4	Matt Labick	1	0	6	16	.375	2	8	.250	4	8	.500	3	4	.750	1	3	4	3	2	0	0	1	3	0	6	19
5	Oakley Spencer	0	0	0	0	.000	0	0	.000	0	0	.000	0	0	.000	0	0	0	0	0	0	0	0	0	0	0	0
10	Andre Mitchell	0	0	0	0	.000	0	0	.000	0	0	.000	0	0	.000	0	0	0	0	0	0	0	0	0	0	0	0
11	Kev Ashenfelter	1	0	3	6	.500	3	4	.750	0	2	.000	2	3	.667	3	4	7	0	2	0	0	1	1	0	6	8
12	Mike Rocchi	1	0	2	4	.500	2	3	.667	0	1	.000	0	0	.000	2	9	11	3	0	0	0	6	1	0	6	4
13	Mike Lotito	0	0	0	0	.000	0	0	.000	0	0	.000	0	0	.000	0	0	0	0	0	0	0	0	0	0	0	0
15	Josh Wentz	1	0	8	14	.571	4	8	.500	4	6	.667	0	0	.000	1	3	4	1	1	0	0	1	1	0	6	20
	TEAM	1	0	0	0	.000	0	0	.000	0	0	.000	0	0	.000	1	3	4	0	0	0	0	0	0	0	0	0
	TOTALS	1	0	23	51	.451	15	34	.441	8	17	.471	7	9	.778	16	24	40	8	5	0	0	9	9	0	6	61



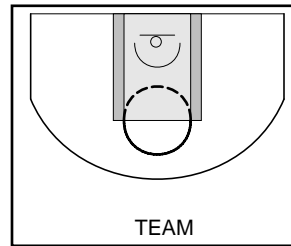
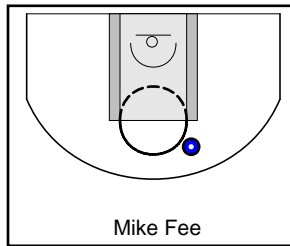
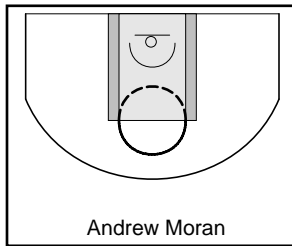
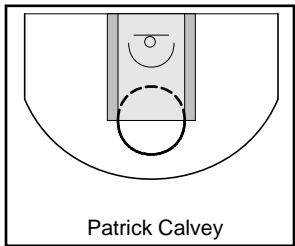
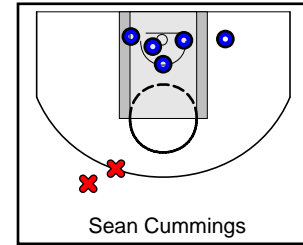
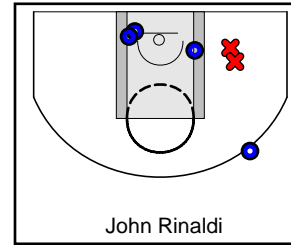
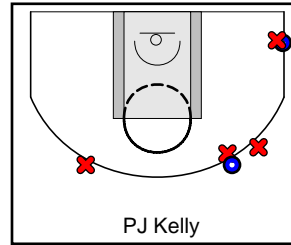
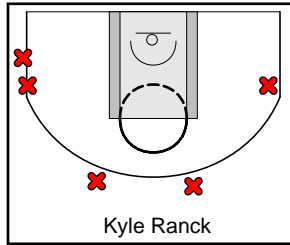
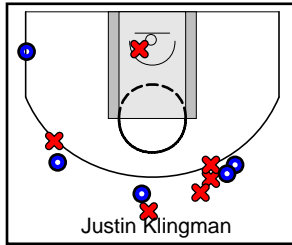
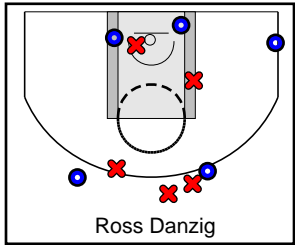
Orange

6/12/18 Navy Blue at Orange

	1	2	T
Navy Blue	35	26	61
Orange	26	29	55



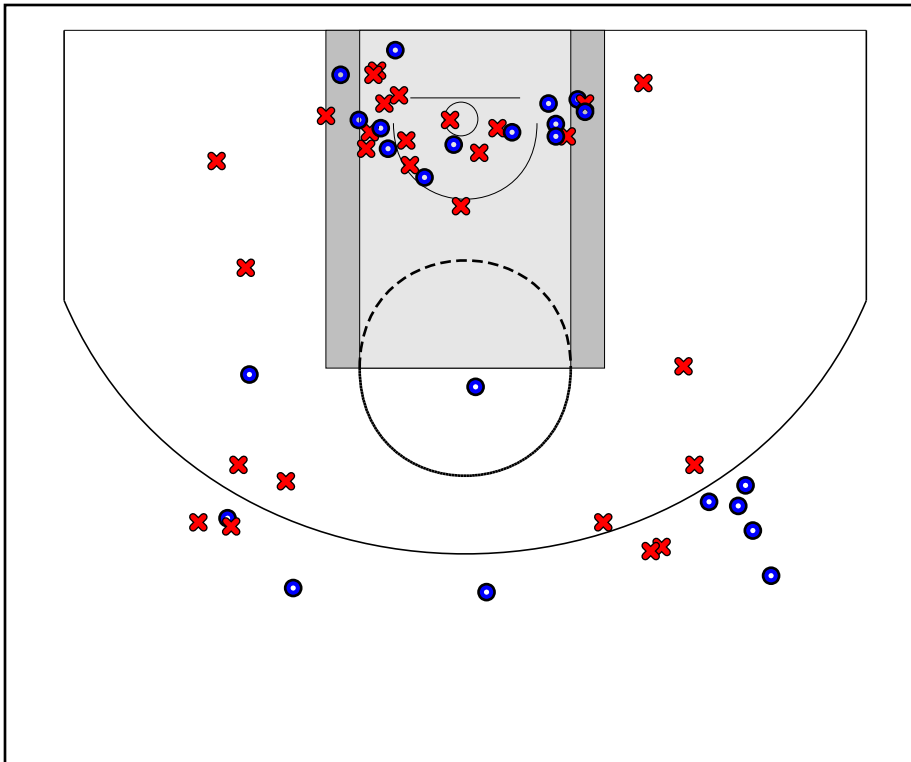
#	Name	G	MIN	FGM	FGA	FG%	2PM	2PA	2P%	3PM	3PA	3P%	FTM	FTA	FT%	OREB	DREB	REB	AST	STL	BLK	DEF	TO	PF	CHG	PM	PTS
3	Ross Danzig	1	0	5	10	.500	2	4	.500	3	6	.500	0	0	.000	1	3	4	5	0	0	0	0	0	0	0	13
4	Justin Klingman	1	0	5	11	.455	0	1	.000	5	10	.500	0	0	.000	0	2	2	1	2	0	2	1	2	0	-6	15
10	Kyle Ranck	1	0	0	5	.000	0	0	.000	0	5	.000	0	0	.000	0	2	2	0	0	0	0	0	0	0	-14	0
11	PJ Kelly	1	0	2	6	.333	0	0	.000	2	6	.333	0	2	.000	0	0	0	1	1	0	1	1	2	0	5	6
12	John Rinaldi	1	0	4	6	.667	3	5	.600	1	1	1.000	0	0	.000	2	0	2	4	2	0	2	1	3	0	-8	9
14	Sean Cummings	1	0	5	7	.714	5	5	1.000	0	2	.000	0	3	.000	0	4	4	0	1	1	0	3	2	0	-3	10
15	Patrick Calvey	0	0	0	0	.000	0	0	.000	0	0	.000	0	0	.000	0	0	0	0	0	0	0	0	0	0	0	0
20	Andrew Moran	0	0	0	0	.000	0	0	.000	0	0	.000	0	0	.000	0	0	0	0	0	0	0	0	0	0	0	0
21	Mike Fee	1	0	1	1	1.000	1	1	1.000	0	0	.000	0	0	.000	0	2	2	1	0	0	0	0	2	0	-7	2
	TEAM	1	0	0	0	.000	0	0	.000	0	0	.000	0	0	.000	0	1	1	0	0	0	0	0	0	0	0	0
	TOTALS	1	0	22	46	.478	11	16	.688	11	30	.367	0	5	.000	3	14	17	12	6	1	5	6	11	0	-6	55



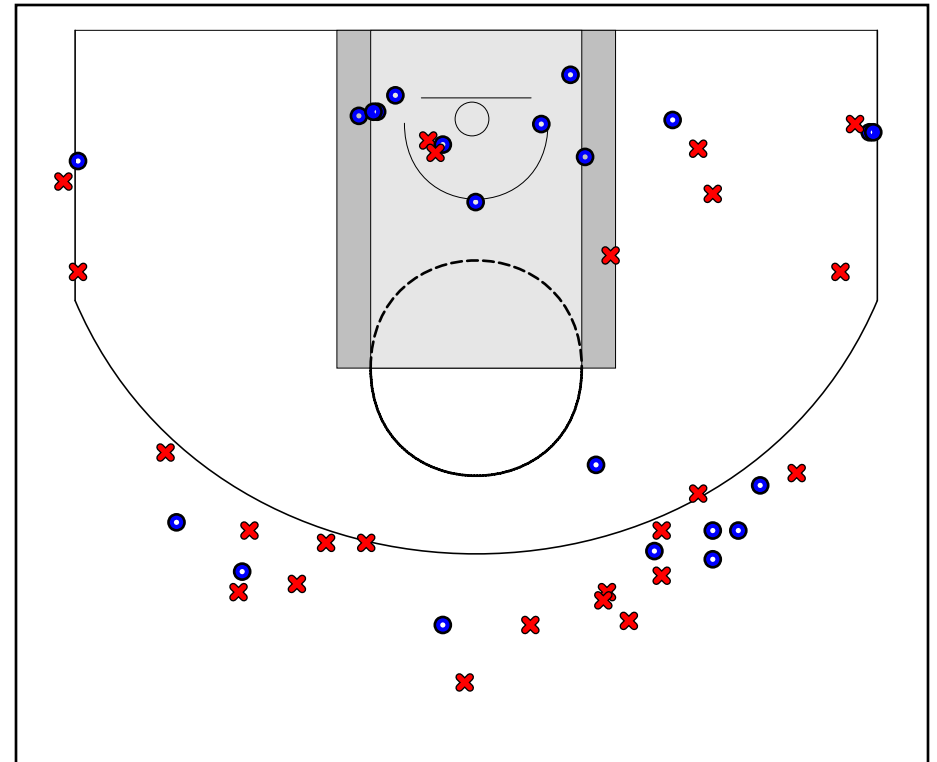
Game Summary Comparison

Statistic	Navy Blue	Orange
Points	61	55
<i>Field Goals</i>	23 / 51	22 / 46
<i>2 Point</i>	15 / 34	11 / 16
<i>3 Point</i>	8 / 17	11 / 30
<i>Free Throws</i>	7 / 9	0 / 5
Assists	8	12
Rebounds	40	17
<i>Offensive</i>	16	3
<i>Defensive</i>	24	14
Blocks	0	1
Steals	5	6
Deflections	0	5
Turnovers	9	6
Charges Taken	0	0
Personal Fouls	9	11

Navy Blue



Orange



Navy Blue Turnovers

Period	Clock	Player	Turnover Type
1st Period	0:00	#12 Mike Rocchi	Other
2nd Period	0:00	#4 Matt Labick	Other
2nd Period	0:00	#12 Mike Rocchi	Other
2nd Period	0:00	#12 Mike Rocchi	Other
2nd Period	0:00	#12 Mike Rocchi	Other
2nd Period	0:00	#12 Mike Rocchi	Other
2nd Period	0:00	#11 Kev Ashenfelter	Other
2nd Period	0:00	#12 Mike Rocchi	Other
2nd Period	0:00	#15 Josh Wentz	Other

Navy Blue Fouls

Period	Clock	Player	Foul
1st Period	0:00	#4 Matt Labick	Other (Def)
1st Period	0:00	#0 Matt Krump	Other (Def)
1st Period	0:00	#11 Kev Ashenfelter	Other (Def)
1st Period	0:00	#0 Matt Krump	Other (Def)
2nd Period	0:00	#12 Mike Rocchi	Other (Def)
2nd Period	0:00	#4 Matt Labick	Other (Def)
2nd Period	0:00	#4 Matt Labick	Other (Def)
2nd Period	0:00	#0 Matt Krump	Other (Def)
2nd Period	0:00	#15 Josh Wentz	Other (Def)

Orange Turnovers

Period	Clock	Player	Turnover Type
1st Period	0:00	#14 Sean Cummings	Other
1st Period	0:00	#14 Sean Cummings	Other
1st Period	0:00	#14 Sean Cummings	Other
2nd Period	0:00	#12 John Rinaldi	Other
2nd Period	0:00	#4 Justin Klingman	Other
2nd Period	0:00	#11 PJ Kelly	Other

Orange Fouls

Period	Clock	Player	Foul
1st Period	0:00	#14 Sean Cummings	Other (Def)
1st Period	0:00	#12 John Rinaldi	Other (Def)
1st Period	0:00	#14 Sean Cummings	Other (Def)
2nd Period	0:00	#12 John Rinaldi	Other (Def)
2nd Period	0:00	#21 Mike Fee	Other (Def)
2nd Period	0:00	#21 Mike Fee	Other (Def)
2nd Period	0:00	#4 Justin Klingman	Other (Def)
2nd Period	0:00	#11 PJ Kelly	Other (Def)
2nd Period	0:00	#12 John Rinaldi	Other (Def)
2nd Period	0:00	#11 PJ Kelly	Other (Def)
2nd Period	0:00	#4 Justin Klingman	Other (Def)