

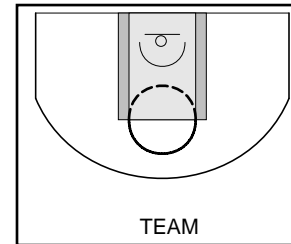
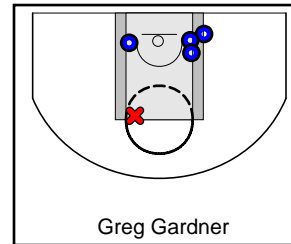
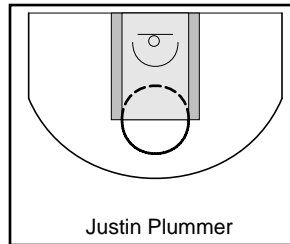
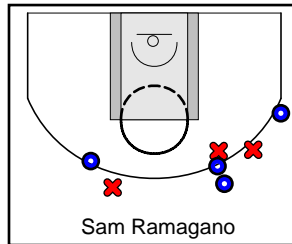
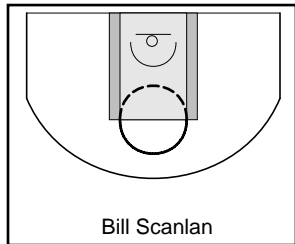
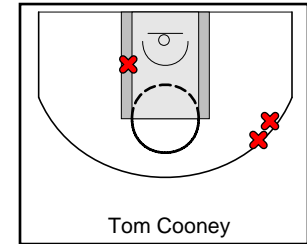
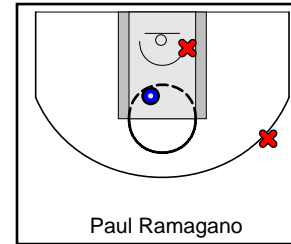
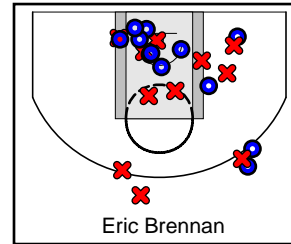
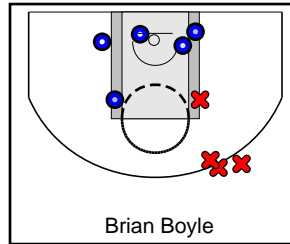
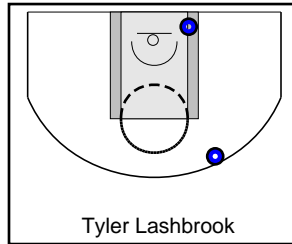
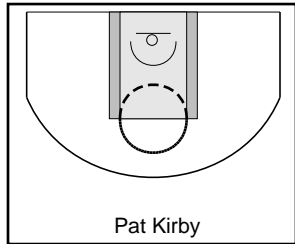
Boyle TEAL

6/1/17 Boyle TEAL at Danzig ORANGE

	1	2	T
Boyle TEAL	39	34	73
Danzig ORANGE	34	24	58



#	Name	G	MIN	FGM	FGA	FG%	2PM	2PA	2P%	3PM	3PA	3P%	FTM	FTA	FT%	OREB	DREB	REB	AST	STL	BLK	DEF	TO	PF	CHG	PM	PTS
0	Pat Kirby	0	0	0	0	.000	0	0	.000	0	0	.000	0	0	.000	0	0	0	0	0	0	0	0	0	0	0	0
3	Tyler Lashbrook	1	0	2	2	1.000	1	1	1.000	1	1	1.000	0	0	.000	0	3	3	3	0	0	0	1	2	0	11	5
4	Brian Boyle	1	0	5	9	.556	5	6	.833	0	3	.000	5	5	1.000	0	7	7	2	1	0	0	2	1	0	15	15
5	Eric Brennan	1	0	12	23	.522	10	18	.556	2	5	.400	2	4	.500	3	8	11	3	0	2	0	1	1	0	13	28
10	Paul Ramagano	1	0	1	3	.333	1	2	.500	0	1	.000	0	0	.000	0	2	2	0	0	2	1	1	0	0	6	2
11	Tom Cooney	1	0	0	3	.000	0	1	.000	0	2	.000	0	0	.000	1	2	3	0	0	0	0	0	1	0	11	0
12	Bill Scanlan	0	0	0	0	.000	0	0	.000	0	0	.000	0	0	.000	0	0	0	0	0	0	0	0	0	0	0	0
13	Sam Ramagano	1	0	4	7	.571	0	0	.000	4	7	.571	0	0	.000	0	2	2	1	0	0	1	0	1	0	15	12
15	Justin Plummer	0	0	0	0	.000	0	0	.000	0	0	.000	0	0	.000	0	0	0	0	0	0	0	0	0	0	0	0
20	Greg Gardner	1	0	4	5	.800	4	5	.800	0	0	.000	3	4	.750	1	5	6	0	0	0	1	0	1	0	4	11
	TEAM	1	0	0	0	.000	0	0	.000	0	0	.000	0	0	.000	0	1	1	0	0	0	0	0	0	0	0	0
	TOTALS	1	0	28	52	.538	21	33	.636	7	19	.368	10	13	.769	5	30	35	9	1	4	3	5	7	0	15	73



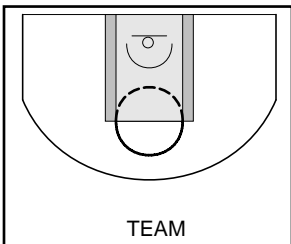
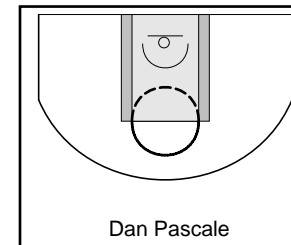
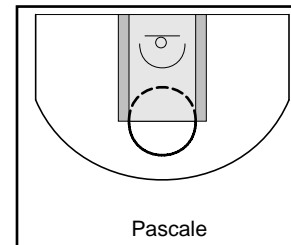

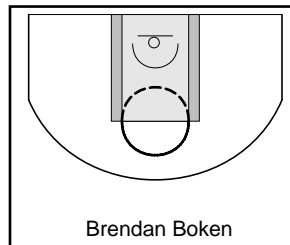
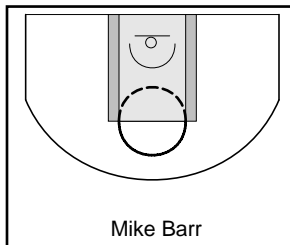
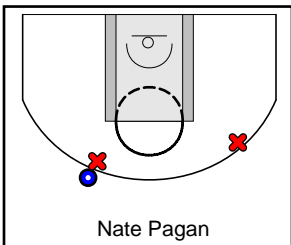
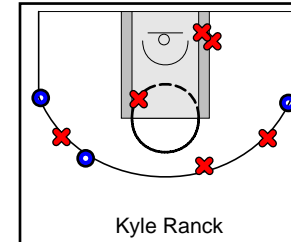
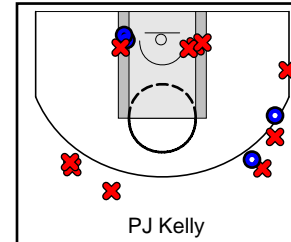
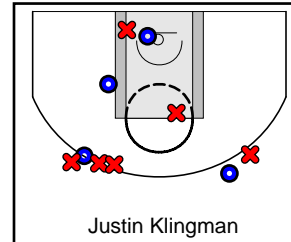
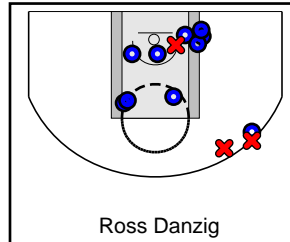
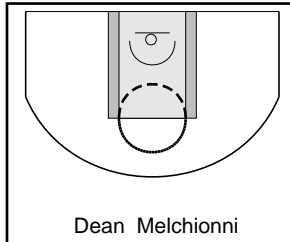
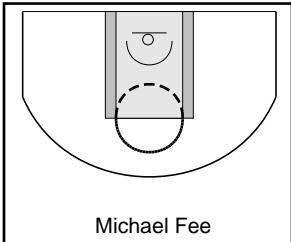
Danzig ORANGE

6/1/17 Boyle TEAL at Danzig ORANGE

	1	2	T
Boyle TEAL	39	34	73
Danzig ORANGE	34	24	58



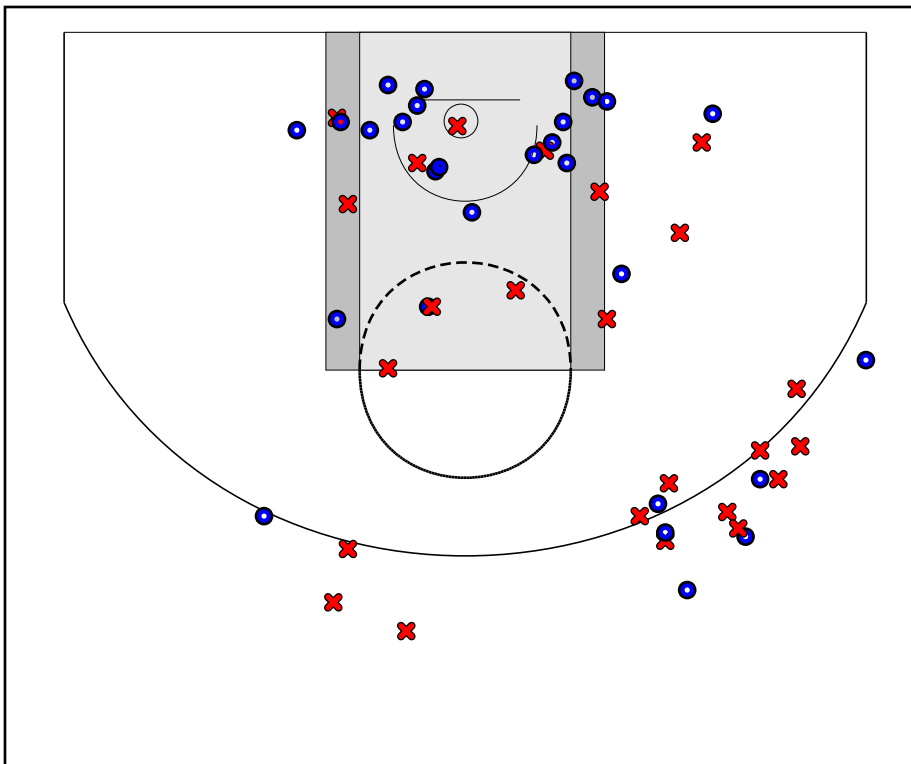
#	Name	G	MIN	FGM	FGA	FG%	2PM	2PA	2P%	3PM	3PA	3P%	FTM	FTA	FT%	OREB	DREB	REB	AST	STL	BLK	DEF	TO	PF	CHG	PM	PTS
0	Michael Fee	0	0	0	0	.000	0	0	.000	0	0	.000	0	0	.000	0	0	0	0	0	0	0	0	0	0	0	0
0	Dean Melchionni	0	0	0	0	.000	0	0	.000	0	0	.000	0	0	.000	0	0	0	0	0	0	0	0	0	0	0	0
3	Ross Danzig	1	0	10	13	.769	9	10	.900	1	3	.333	2	4	.500	0	6	6	2	1	1	0	2	2	0	-8	23
4	Justin Klingman	1	0	4	10	.400	2	4	.500	2	6	.333	0	0	.000	0	1	1	0	0	0	0	1	4	0	-24	10
5	PJ Kelly	1	0	4	14	.286	2	6	.333	2	8	.250	0	0	.000	2	4	6	2	1	0	3	1	1	0	-19	10
10	Kyle Ranck	1	0	3	9	.333	0	3	.000	3	6	.500	0	0	.000	0	2	2	0	0	0	0	0	1	0	-15	9
11	Nate Pagan	1	0	1	3	.333	0	0	.000	1	3	.333	0	0	.000	0	1	1	0	0	0	1	0	1	0	2	3
12	Mike Barr	0	0	0	0	.000	0	0	.000	0	0	.000	0	0	.000	0	0	0	0	0	0	0	0	0	0	0	0
13	Brendan Boken	0	0	0	0	.000	0	0	.000	0	0	.000	0	0	.000	0	0	0	0	0	0	0	0	0	0	0	0
15	Patrick Calvey	1	0	1	5	.200	1	4	.250	0	1	.000	1	1	1.000	0	3	3	4	1	0	0	0	2	0	-15	3
20	Pascale	0	0	0	0	.000	0	0	.000	0	0	.000	0	0	.000	0	0	0	0	0	0	0	0	0	0	0	0
20	Dan Pascale	1	0	0	0	.000	0	0	.000	0	0	.000	0	0	.000	0	1	1	0	0	0	0	0	0	0	4	0
	TEAM	0	0	0	0	.000	0	0	.000	0	0	.000	0	0	.000	0	0	0	0	0	0	0	0	0	0	0	0
	TOTALS	1	0	23	54	.426	14	27	.519	9	27	.333	3	5	.600	2	18	20	8	3	1	4	4	11	0	-15	58



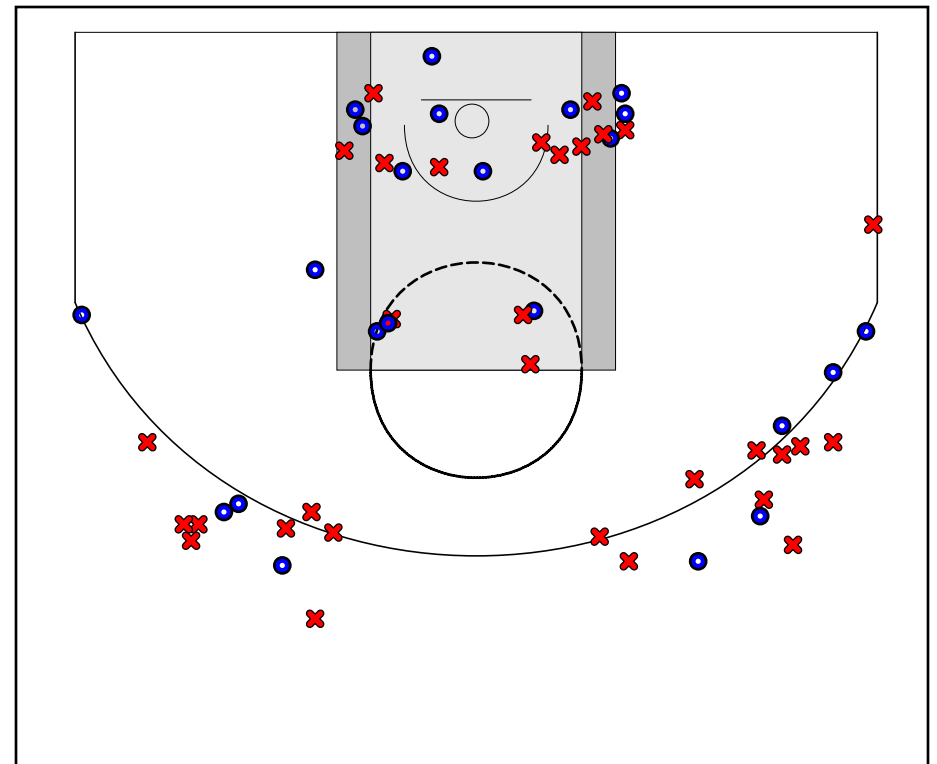
Game Summary Comparison

Statistic	Boyle TEAL	Danzig ORANGE
Points	73	58
<i>Field Goals</i>	28 / 52	23 / 54
<i>2 Point</i>	21 / 33	14 / 27
<i>3 Point</i>	7 / 19	9 / 27
<i>Free Throws</i>	10 / 13	3 / 5
Assists	9	8
Rebounds	35	20
<i>Offensive</i>	5	2
<i>Defensive</i>	30	18
Blocks	4	1
Steals	1	3
Deflections	3	4
Turnovers	5	4
Charges Taken	0	0
Personal Fouls	7	11

Boyle TEAL



Danzig ORANGE



Boyle TEAL Turnovers

Period	Clock	Player	Turnover Type
1st Period	0:00	#3 Tyler Lashbrook	Other
1st Period	0:00	#4 Brian Boyle	Other
1st Period	0:00	#10 Paul Ramagano	Other
2nd Period	0:00	#5 Eric Brennan	Other
2nd Period	0:00	#4 Brian Boyle	Other

Boyle TEAL Fouls

Period	Clock	Player	Foul
1st Period	0:00	#5 Eric Brennan	Other (Def)
1st Period	0:00	#3 Tyler Lashbrook	Other (Def)
1st Period	0:00	#13 Sam Ramagano	Other (Def)
2nd Period	0:00	#4 Brian Boyle	Other (Def)
2nd Period	0:00	#20 Greg Gardner	Other (Def)
2nd Period	0:00	#3 Tyler Lashbrook	Other (Def)
2nd Period	0:00	#11 Tom Cooney	Other (Def)

Danzig ORANGE Turnovers

Period	Clock	Player	Turnover Type
1st Period	0:00	#4 Justin Klingman	Other
2nd Period	0:00	#5 PJ Kelly	Other
2nd Period	0:00	#3 Ross Danzig	Other
2nd Period	0:00	#3 Ross Danzig	Other

Danzig ORANGE Fouls

Period	Clock	Player	Foul
1st Period	0:00	#10 Kyle Ranck	Other (Def)
1st Period	0:00	#5 PJ Kelly	Other (Def)
1st Period	0:00	#4 Justin Klingman	Other (Def)
1st Period	0:00	#15 Patrick Calvey	Other (Def)
1st Period	0:00	#15 Patrick Calvey	Other (Def)
1st Period	0:00	#4 Justin Klingman	Other (Def)
2nd Period	0:00	#3 Ross Danzig	Other (Def)
2nd Period	0:00	#3 Ross Danzig	Other (Def)
2nd Period	0:00	#11 Nate Pagan	Other (Def)
2nd Period	0:00	#4 Justin Klingman	Other (Def)
2nd Period	0:00	#4 Justin Klingman	Other (Def)