

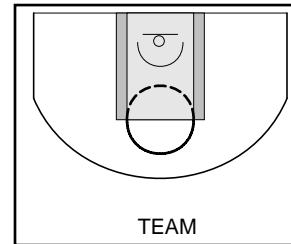
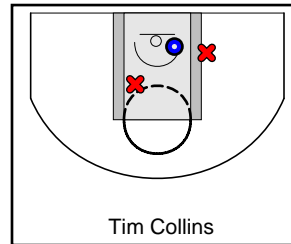
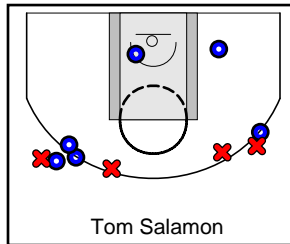

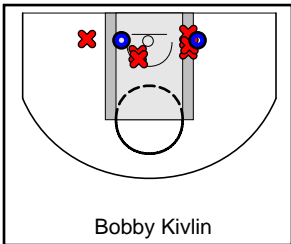
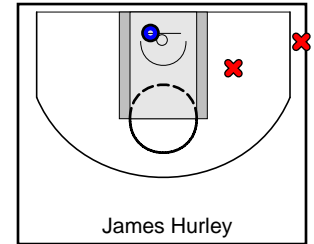
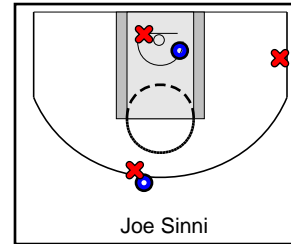
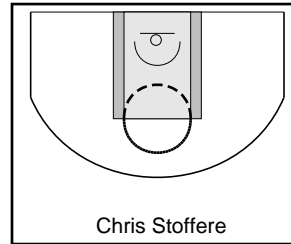
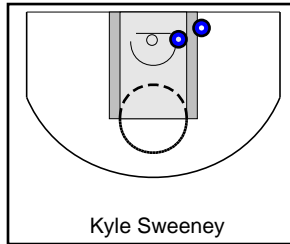
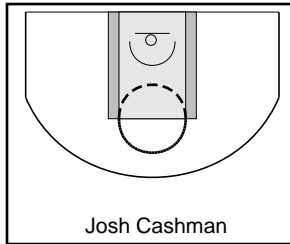
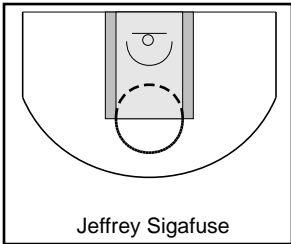
Sidebotham GREEN

6/1/17 Sidebotham GREEN at Holdsman RED

	1	2	T
Sidebotham	28	26	54
Holdsman RED	39	29	68



#	Name	G	MIN	FGM	FGA	FG%	2PM	2PA	2P%	3PM	3PA	3P%	FTM	FTA	FT%	OREB	DREB	REB	AST	STL	BLK	DEF	TO	PF	CHG	PM	PTS
0	Jeffrey Sigafuse	0	0	0	0	.000	0	0	.000	0	0	.000	0	0	.000	0	0	0	0	0	0	0	0	0	0	0	0
0	Josh Cashman	0	0	0	0	.000	0	0	.000	0	0	.000	0	0	.000	0	0	0	0	0	0	0	0	0	0	0	0
0	Kyle Sweeney	1	0	2	2	1.000	2	2	1.000	0	0	.000	0	0	.000	1	2	3	2	0	1	0	0	0	0	-9	4
3	Chris Stoffere	0	0	0	0	.000	0	0	.000	0	0	.000	0	0	.000	0	0	0	0	0	0	0	0	0	0	0	0
4	Joe Sinni	1	0	2	5	.400	1	2	.500	1	3	.333	0	0	.000	1	3	4	2	0	0	1	4	1	0	-21	5
5	James Hurley	1	0	1	3	.333	1	2	.500	0	1	.000	0	0	.000	0	0	0	2	0	0	0	1	2	0	1	2
10	Bobby Kivlin	1	0	2	8	.250	2	8	.250	0	0	.000	2	2	1.000	1	4	5	2	0	0	0	4	2	0	-20	6
11	Mike Sidbotham	1	0	7	16	.438	7	14	.500	0	2	.000	5	9	.556	1	10	11	4	1	1	0	3	0	1	-8	19
15	Tom Salamon	1	0	6	10	.600	2	2	1.000	4	8	.500	0	0	.000	0	3	3	2	0	0	0	2	3	0	-9	16
21	Tim Collins	1	0	1	3	.333	1	3	.333	0	0	.000	0	0	.000	0	1	1	0	0	0	0	1	0	0	-3	2
	TEAM	1	0	0	0	.000	0	0	.000	0	0	.000	0	0	.000	1	6	7	0	0	0	0	0	0	0	0	0
	TOTALS	1	0	21	47	.447	16	33	.485	5	14	.357	7	11	.636	5	29	34	14	1	2	1	15	8	1	-14	54



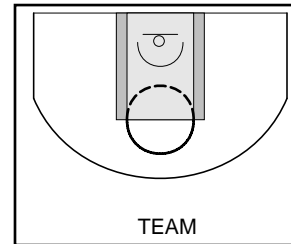
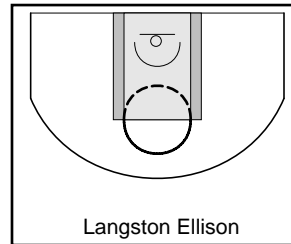
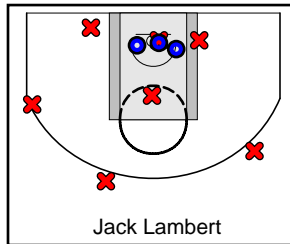

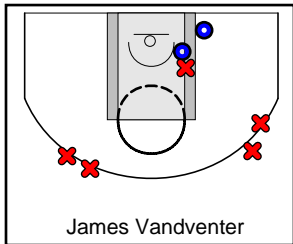
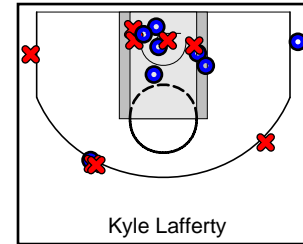
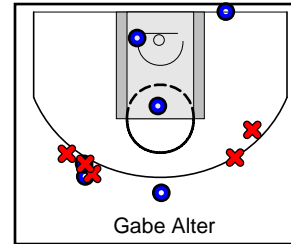

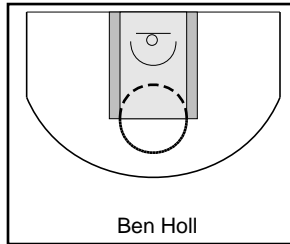
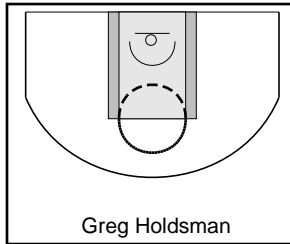
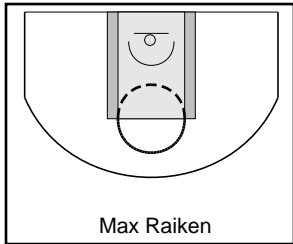
Holdsmen RED

6/1/17 Sidebotham GREEN at Holdsmen RED

	1	2	T
Sidebotham	28	26	54
Holdsmen RED	39	29	68



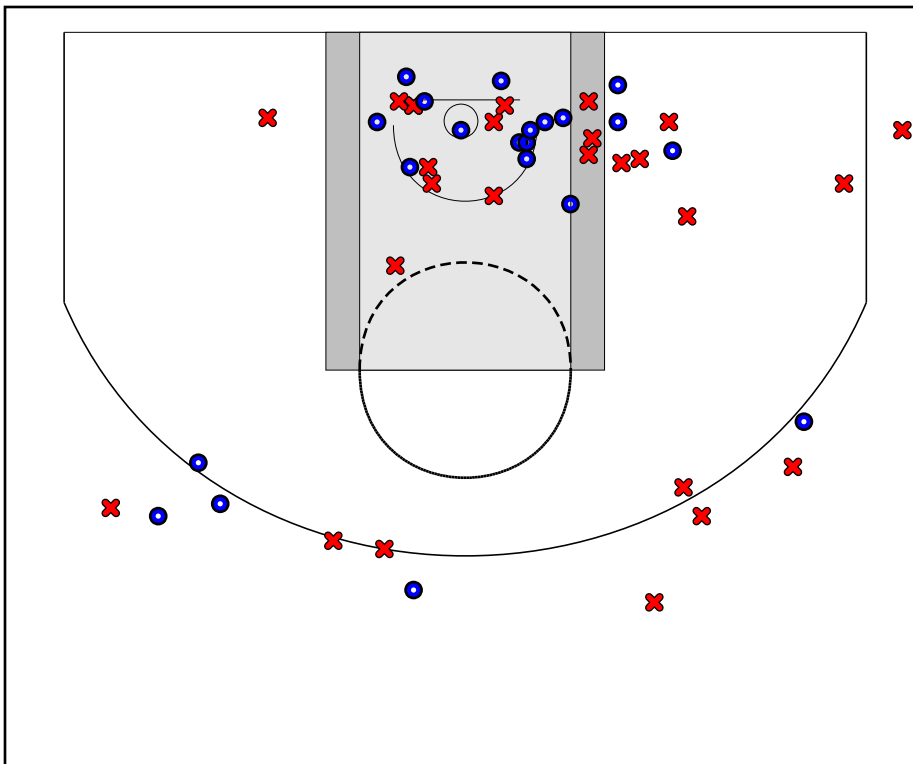
#	Name	G	MIN	FGM	FGA	FG%	2PM	2PA	2P%	3PM	3PA	3P%	FTM	FTA	FT%	OREB	DREB	REB	AST	STL	BLK	DEF	TO	PF	CHG	PM	PTS
0	Max Raiken	0	0	0	0	.000	0	0	.000	0	0	.000	0	0	.000	0	0	0	0	0	0	0	0	0	0	0	0
0	Greg Holdsmen	0	0	0	0	.000	0	0	.000	0	0	.000	0	0	.000	0	0	0	0	0	0	0	0	0	0	0	0
0	Ben Holl	0	0	0	0	.000	0	0	.000	0	0	.000	0	0	.000	0	0	0	0	0	0	0	0	0	0	0	0
3	Jamil Pines-Elliot	1	0	5	10	.500	4	8	.500	1	2	.500	0	2	.000	0	5	5	0	0	0	0	0	2	0	-4	11
4	Gabe Alter	1	0	6	11	.545	3	3	1.000	3	8	.375	3	4	.750	0	4	4	3	4	2	1	0	2	0	8	18
5	Kyle Lafferty	1	0	8	16	.500	6	10	.600	2	6	.333	0	0	.000	0	0	0	1	1	0	1	1	3	0	16	18
10	James Vandventer	1	0	2	7	.286	2	3	.667	0	4	.000	0	1	.000	1	4	5	4	1	1	1	1	1	0	15	4
11	Jalil Pines-Elliot	1	0	5	9	.556	5	7	.714	0	2	.000	1	1	1.000	2	1	3	0	3	0	1	1	0	0	18	11
14	Jack Lambert	1	0	3	10	.300	3	7	.429	0	3	.000	0	0	.000	2	7	9	2	1	0	0	0	3	0	13	6
20	Langston Ellison	0	0	0	0	.000	0	0	.000	0	0	.000	0	0	.000	0	0	0	0	0	0	0	0	0	0	0	0
	TEAM	1	0	0	0	.000	0	0	.000	0	0	.000	0	0	.000	0	3	3	0	0	0	0	1	1	0	0	0
	TOTALS	1	0	29	63	.460	23	38	.605	6	25	.240	4	8	.500	5	24	29	10	10	3	4	4	12	0	14	68



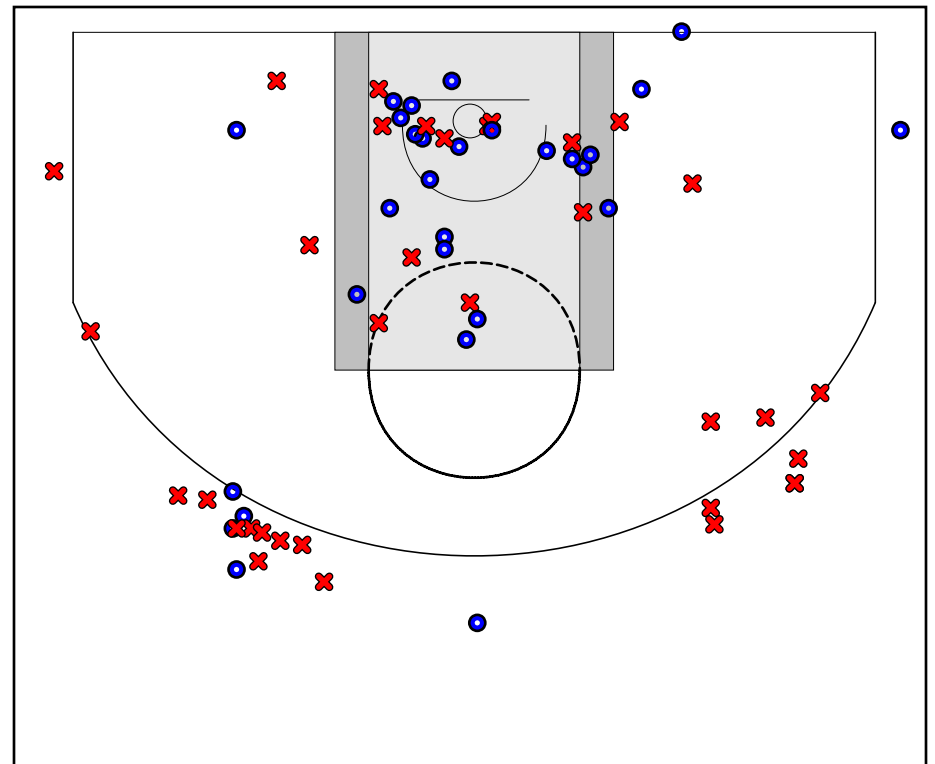
Game Summary Comparison

Statistic	Sidebotham GREEN	Holdsmen RED
Points	54	68
<i>Field Goals</i>	21 / 47	29 / 63
<i>2 Point</i>	16 / 33	23 / 38
<i>3 Point</i>	5 / 14	6 / 25
<i>Free Throws</i>	7 / 11	4 / 8
Assists	14	10
Rebounds	34	29
<i>Offensive</i>	5	5
<i>Defensive</i>	29	24
Blocks	2	3
Steals	1	10
Deflections	1	4
Turnovers	15	4
Charges Taken	1	0
Personal Fouls	8	12

Sidebotham GREEN



Holdsmen RED



Sidebotham GREEN Turnovers

Period	Clock	Player	Turnover Type
1st Period	0:00	#4 Joe Sinni	Other
1st Period	0:00	#11 Mike Sidbotham	Other
1st Period	0:00	#10 Bobby Kivlin	Other
1st Period	0:00	#10 Bobby Kivlin	Other
1st Period	0:00	#21 Tim Collins	Other
1st Period	0:00	#4 Joe Sinni	Other
1st Period	0:00	#11 Mike Sidbotham	Other
1st Period	0:00	#5 James Hurley	Other
1st Period	0:00	#10 Bobby Kivlin	Other
1st Period	0:00	#4 Joe Sinni	Other
2nd Period	0:00	#15 Tom Salamon	Other
2nd Period	0:00	#4 Joe Sinni	Other
2nd Period	0:00	#11 Mike Sidbotham	Other
2nd Period	0:00	#10 Bobby Kivlin	Other
2nd Period	0:00	#15 Tom Salamon	Other

Sidebotham GREEN Fouls

Period	Clock	Player	Foul
1st Period	0:00	#4 Joe Sinni	Other (Def)
1st Period	0:00	#5 James Hurley	Other (Def)
2nd Period	0:00	#15 Tom Salamon	Other (Def)
2nd Period	0:00	#15 Tom Salamon	Other (Def)
2nd Period	0:00	#10 Bobby Kivlin	Other (Def)
2nd Period	0:00	#10 Bobby Kivlin	Other (Def)
2nd Period	0:00	#5 James Hurley	Other (Def)
2nd Period	0:00	#15 Tom Salamon	Other (Def)

Holdsmen RED Turnovers

Period	Clock	Player	Turnover Type
1st Period	0:00	#11 Jalil Pines-Elliott	Other
2nd Period	0:00	#10 James Vandventer	Other
2nd Period	0:00	#5 Kyle Lafferty	Other

Holdsmen RED Fouls

Period	Clock	Player	Foul
1st Period	0:00	#14 Jack Lambert	Other (Def)
1st Period	0:00	#14 Jack Lambert	Other (Def)
1st Period	0:00	#5 Kyle Lafferty	Other (Def)
1st Period	0:00	#3 Jamil Pines-Elliott	Other (Def)
2nd Period	0:00	#5 Kyle Lafferty	Other (Def)
2nd Period	0:00	#4 Gabe Alter	Other (Def)
2nd Period	0:00	#3 Jamil Pines-Elliott	Other (Def)
2nd Period	0:00	#14 Jack Lambert	Other (Def)
2nd Period	0:00	The team	Charging (Off)
2nd Period	0:00	#10 James Vandventer	Other (Def)
2nd Period	0:00	#4 Gabe Alter	Other (Def)
2nd Period	0:00	#5 Kyle Lafferty	Other (Def)