

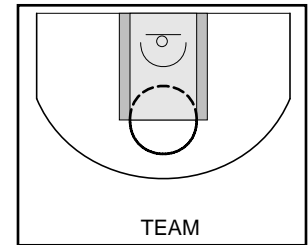
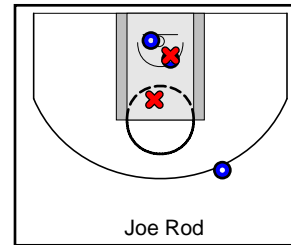
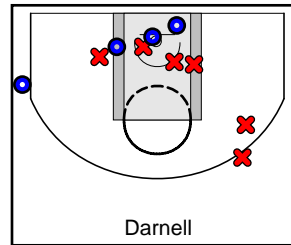
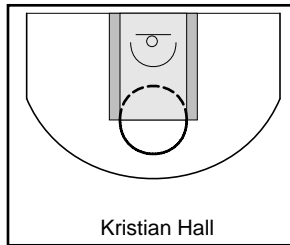
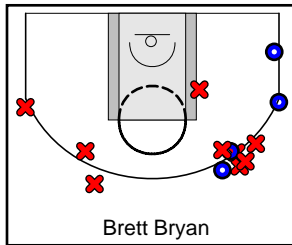
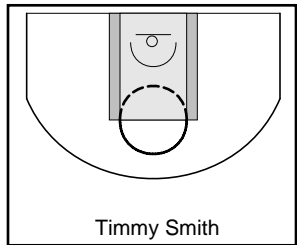
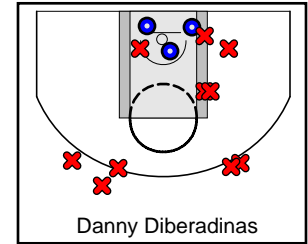
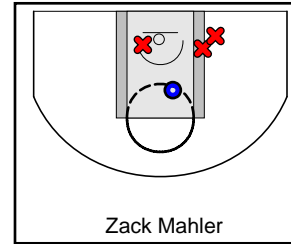
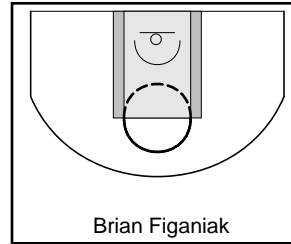
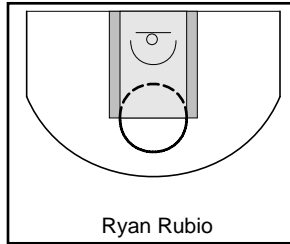
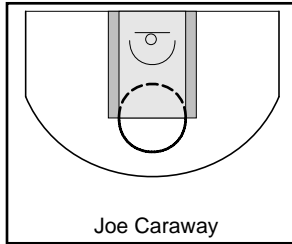
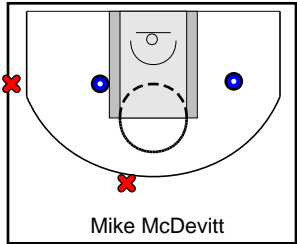
DiBeradinas CHARCOAL

6/1/17 DiBeradinas CHARCOAL at Anthony NAVY BLUE

	1	OT1	T
DiBeradinas	18	28	46
Anthony NAVY	19	28	47



#	Name	G	MIN	FGM	FGA	FG%	2PM	2PA	2P%	3PM	3PA	3P%	FTM	FTA	FT%	OREB	DREB	REB	AST	STL	BLK	DEF	TO	PF	CHG	PM	PTS
0	Mike McDevitt	1	0	2	4	.500	2	2	1.000	0	2	.000	0	0	.000	1	0	1	2	0	0	1	0	3	0	-8	4
0	Joe Caraway	0	0	0	0	.000	0	0	.000	0	0	.000	0	0	.000	0	0	0	0	0	0	0	0	0	0	0	0
0	Ryan Rubio	0	0	0	0	.000	0	0	.000	0	0	.000	0	0	.000	0	0	0	0	0	0	0	0	0	0	0	0
0	Brian Figaniak	0	0	0	0	.000	0	0	.000	0	0	.000	0	0	.000	0	0	0	0	0	0	0	0	0	0	0	0
3	Zack Mahler	1	0	1	4	.250	1	4	.250	0	0	.000	1	4	.250	2	1	3	0	0	0	1	1	1	0	4	3
4	Danny Diberadinas	1	0	3	13	.231	3	8	.375	0	5	.000	3	6	.500	2	0	2	7	3	0	2	4	1	0	-1	9
5	Timmy Smith	0	0	0	0	.000	0	0	.000	0	0	.000	0	0	.000	0	0	0	0	0	0	0	0	0	0	0	0
12	Brett Bryan	1	0	4	13	.308	0	1	.000	4	12	.333	0	0	.000	0	2	2	2	1	0	0	0	3	0	-1	12
13	Kristian Hall	0	0	0	0	.000	0	0	.000	0	0	.000	0	0	.000	0	0	0	0	0	0	0	0	0	0	0	0
18	Darnell	1	0	4	10	.400	3	8	.375	1	2	.500	0	2	.000	2	7	9	1	0	0	0	1	2	0	2	9
20	Joe Rod	1	0	3	5	.600	2	4	.500	1	1	1.000	2	2	1.000	3	5	8	0	0	0	0	1	2	0	-1	9
	TEAM	1	0	0	0	.000	0	0	.000	0	0	.000	0	0	.000	1	2	3	0	0	0	0	1	1	0	0	0
	TOTALS	1	0	17	49	.347	11	27	.407	6	22	.273	6	14	.429	11	17	28	12	4	0	4	8	13	0	-1	46



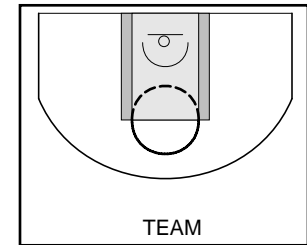
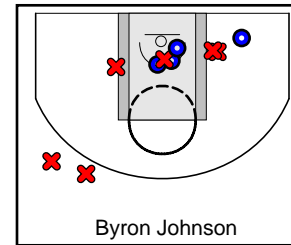
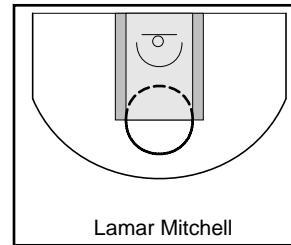
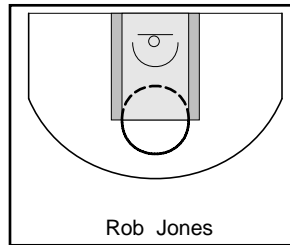
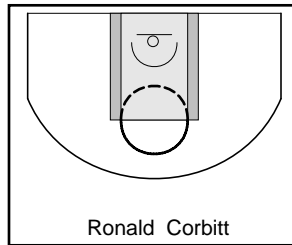
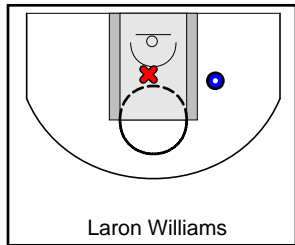
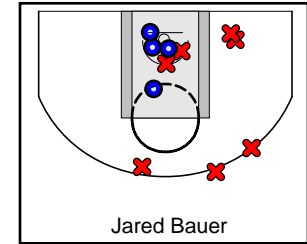
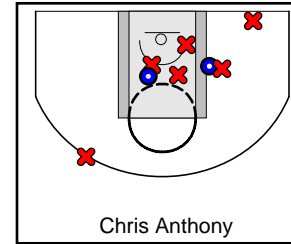
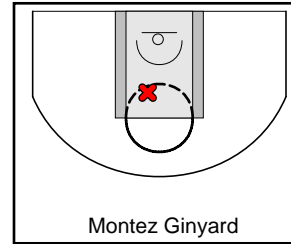
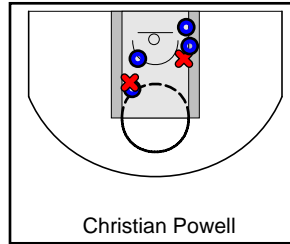
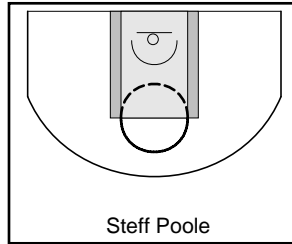

Anthony NAVY BLUE

6/1/17 DiBeradinas CHARCOAL at Anthony NAVY BLUE

	1	OT1	T
DiBeradinas	18	28	46
Anthony NAVY	19	28	47



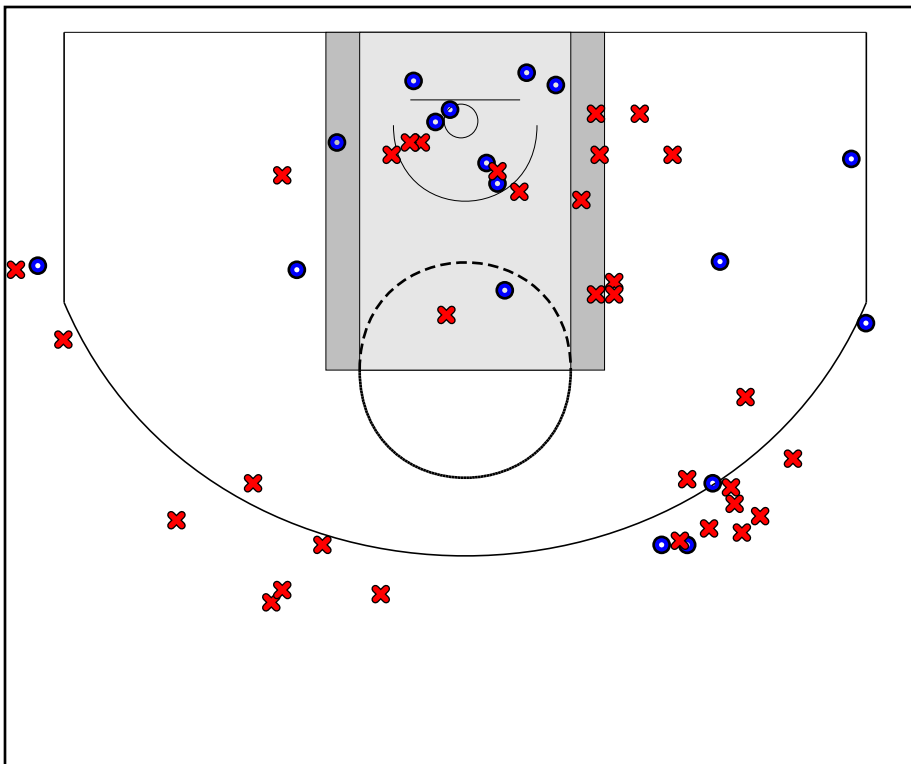
#	Name	G	MIN	FGM	FGA	FG%	2PM	2PA	2P%	3PM	3PA	3P%	FTM	FTA	FT%	OREB	DREB	REB	AST	STL	BLK	DEF	TO	PF	CHG	PM	PTS
0	Sha Walker	1	0	8	16	.500	8	14	.571	0	2	.000	0	4	.000	7	4	11	2	0	2	2	1	3	0	1	16
0	Steff Poole	0	0	0	0	.000	0	0	.000	0	0	.000	0	0	.000	0	0	0	0	0	0	0	0	0	0	0	0
0	Christian Powell	1	0	4	6	.667	4	6	.667	0	0	.000	0	0	.000	1	3	4	0	0	0	1	1	0	0	1	8
3	Montez Ginyard	1	0	0	1	.000	0	1	.000	0	0	.000	0	0	.000	0	2	2	0	0	0	0	0	1	0	2	0
4	Chris Anthony	1	0	2	8	.250	2	7	.286	0	1	.000	0	1	.000	0	5	5	3	2	0	0	3	3	0	1	4
5	Jared Bauer	1	0	4	11	.364	4	8	.500	0	3	.000	0	0	.000	2	4	6	1	0	1	3	3	2	1	1	8
10	Laron Williams	1	0	1	2	.500	1	2	.500	0	0	.000	1	3	.333	0	1	1	0	2	0	0	2	1	0	-3	3
11	Ronald Corbitt	0	0	0	0	.000	0	0	.000	0	0	.000	0	0	.000	0	0	0	0	0	0	0	0	0	0	0	0
12	Rob Jones	0	0	0	0	.000	0	0	.000	0	0	.000	0	0	.000	0	0	0	0	0	0	0	0	0	0	0	0
13	Lamar Mitchell	0	0	0	0	.000	0	0	.000	0	0	.000	0	0	.000	0	0	0	0	0	0	0	0	0	0	0	0
14	Byron Johnson	1	0	4	10	.400	4	8	.500	0	2	.000	0	0	.000	4	8	12	1	1	2	0	2	3	0	1	8
	TEAM	1	0	0	0	.000	0	0	.000	0	0	.000	0	0	.000	0	2	2	0	0	0	0	0	0	0	0	0
	TOTALS	1	0	23	54	.426	23	46	.500	0	8	.000	1	8	.125	14	29	43	7	5	5	6	12	13	1	1	47



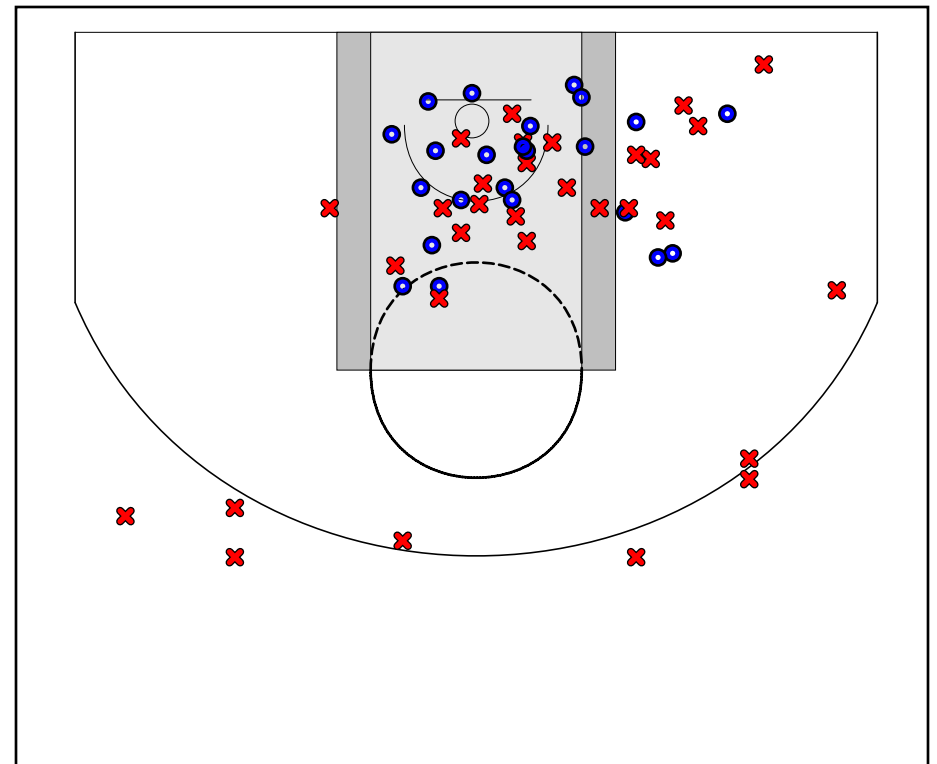
Game Summary Comparison

Statistic	DiBeradinas CHARCOAL	Anthony NAVY BLUE
Points	46	47
<i>Field Goals</i>	17 / 49	23 / 54
<i>2 Point</i>	11 / 27	23 / 46
<i>3 Point</i>	6 / 22	0 / 8
<i>Free Throws</i>	6 / 14	1 / 8
Assists	12	7
Rebounds	28	43
<i>Offensive</i>	11	14
<i>Defensive</i>	17	29
Blocks	0	5
Steals	4	5
Deflections	4	6
Turnovers	8	12
Charges Taken	0	1
Personal Fouls	13	13

DiBeradinas CHARCOAL



Anthony NAVY BLUE



DiBeradinas CHARCOAL Turnovers

Period	Clock	Player	Turnover Type
1st Period	0:00	#4 Danny Diberadinas	Other
1st Period	0:00	#4 Danny Diberadinas	Other
1st Period	0:00	#4 Danny Diberadinas	Other
2nd Period	0:00	#3 Zack Mahler	Other
2nd Period	0:00	#20 Joe Rod	Other
2nd Period	0:00	#18 Darnell	Other
2nd Period	0:00	#4 Danny Diberadinas	Other

DiBeradinas CHARCOAL Fouls

Period	Clock	Player	Foul
1st Period	0:00	#0 Mike McDevitt	Other (Def)
1st Period	0:00	#18 Darnell	Other (Def)
1st Period	0:00	#12 Brett Bryan	Other (Def)
1st Period	0:00	#0 Mike McDevitt	Other (Def)
2nd Period	0:00	#0 Mike McDevitt	Other (Def)
2nd Period	0:00	#18 Darnell	Other (Def)
2nd Period	0:00	The team	Charging (Off)
2nd Period	0:00	#3 Zack Mahler	Other (Def)
2nd Period	0:00	#20 Joe Rod	Other (Def)
2nd Period	0:00	#12 Brett Bryan	Other (Def)
2nd Period	0:00	#4 Danny Diberadinas	Other (Def)
2nd Period	0:00	#20 Joe Rod	Other (Def)
2nd Period	0:00	#12 Brett Bryan	Other (Def)

Anthony NAVY BLUE Turnovers

Period	Clock	Player	Turnover Type
1st Period	0:00	#10 Laron Williams	Other
1st Period	0:00	#5 Jared Bauer	Other
1st Period	0:00	#0 Christian Powell	Other
1st Period	0:00	#14 Byron Johnson	Other
1st Period	0:00	#4 Chris Anthony	Other
2nd Period	0:00	#14 Byron Johnson	Other
2nd Period	0:00	#10 Laron Williams	Other
2nd Period	0:00	#0 Sha Walker	Other
2nd Period	0:00	#4 Chris Anthony	Other
2nd Period	0:00	#5 Jared Bauer	Other
2nd Period	0:00	#4 Chris Anthony	Other
2nd Period	0:00	#5 Jared Bauer	Other

Anthony NAVY BLUE Fouls

Period	Clock	Player	Foul
1st Period	0:00	#4 Chris Anthony	Other (Def)
1st Period	0:00	#5 Jared Bauer	Other (Def)
1st Period	0:00	#0 Sha Walker	Other (Def)
2nd Period	0:00	#10 Laron Williams	Other (Def)
2nd Period	0:00	#14 Byron Johnson	Other (Def)
2nd Period	0:00	#0 Sha Walker	Other (Def)
2nd Period	0:00	#0 Sha Walker	Other (Def)
2nd Period	0:00	#14 Byron Johnson	Other (Def)
2nd Period	0:00	#14 Byron Johnson	Other (Def)
2nd Period	0:00	#4 Chris Anthony	Other (Def)
2nd Period	0:00	#4 Chris Anthony	Other (Def)
2nd Period	0:00	#5 Jared Bauer	Other (Def)
2nd Period	0:00	#3 Montez Ginyard	Other (Def)