


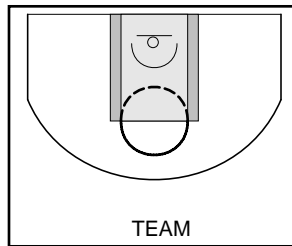
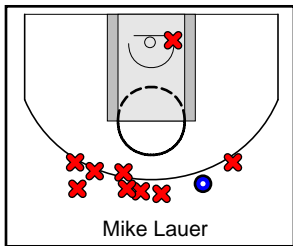
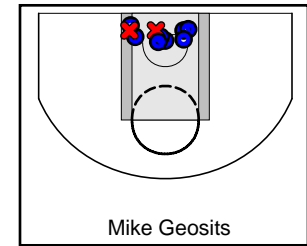
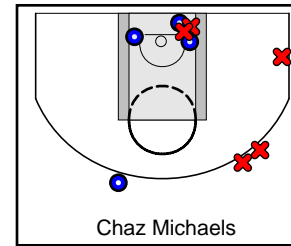
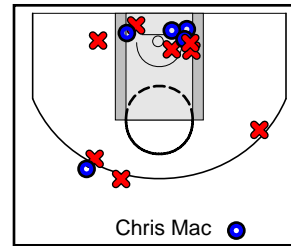
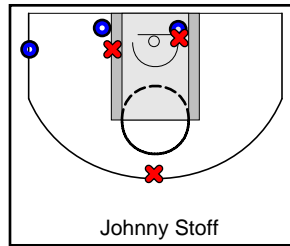
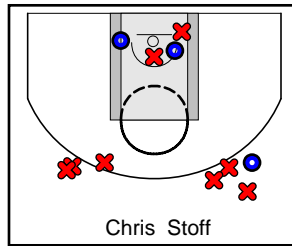
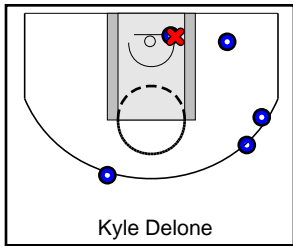
# Navy Blue (B league)

6/11/18 Navy Blue (B league) at Grey B

	1	2	T
Navy Blue (B)	43	26	69
Grey B	15	23	38




#	Name	G	MIN	FGM	FGA	FG%	2PM	2PA	2P%	3PM	3PA	3P%	FTM	FTA	FT%	OREB	DREB	REB	AST	STL	BLK	DEF	TO	PF	CHG	PM	PTS
0	Kyle Delone	1	0	5	6	.833	2	3	.667	3	3	1.000	0	0	.000	0	2	2	0	2	0	2	1	1	0	34	13
3	Chris Stoff	1	0	3	11	.273	2	4	.500	1	7	.143	0	0	.000	1	3	4	3	2	0	0	2	2	0	18	7
4	Johnny Stoff	1	0	3	6	.500	2	4	.500	1	2	.500	0	0	.000	1	3	4	6	0	1	1	1	1	0	9	7
10	Chris Mac	1	0	6	14	.429	4	9	.444	2	5	.400	0	0	.000	3	7	10	5	2	0	2	1	2	0	30	14
11	Chaz Michaels	1	0	4	9	.444	3	5	.600	1	4	.250	0	0	.000	1	2	3	1	1	0	2	3	1	0	8	9
12	Mike Geosits	1	0	8	10	.800	8	10	.800	0	0	.000	0	0	.000	6	11	17	4	2	2	2	1	0	0	33	16
13	Mike Lauer	1	0	1	10	.100	0	1	.000	1	9	.111	0	0	.000	1	1	2	5	2	1	0	1	2	0	23	3
	TEAM	1	0	0	0	.000	0	0	.000	0	0	.000	0	0	.000	0	3	3	0	0	0	0	0	0	0	0	0
	<b>TOTALS</b>	<b>1</b>	<b>0</b>	<b>30</b>	<b>66</b>	<b>.455</b>	<b>21</b>	<b>36</b>	<b>.583</b>	<b>9</b>	<b>30</b>	<b>.300</b>	<b>0</b>	<b>0</b>	<b>.000</b>	<b>13</b>	<b>32</b>	<b>45</b>	<b>24</b>	<b>11</b>	<b>4</b>	<b>9</b>	<b>10</b>	<b>9</b>	<b>0</b>	<b>31</b>	<b>69</b>



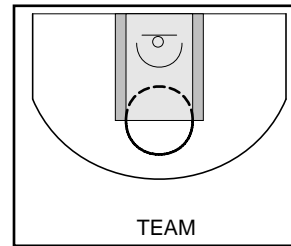
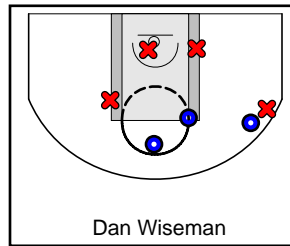
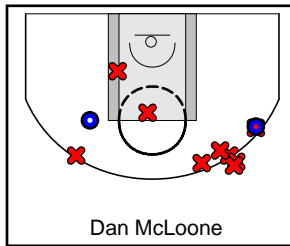
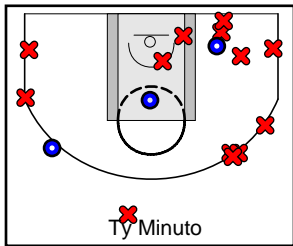
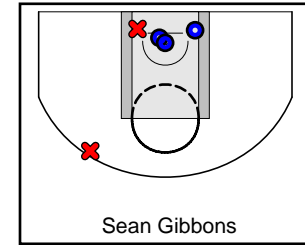
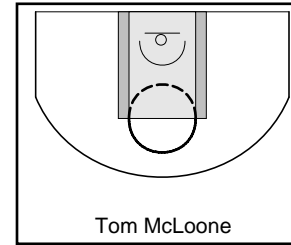
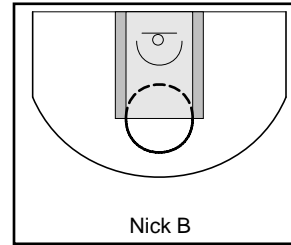
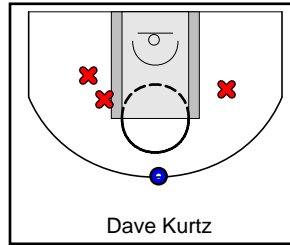
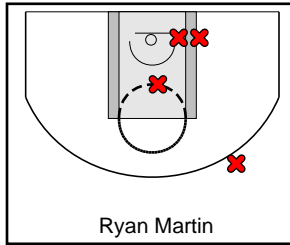
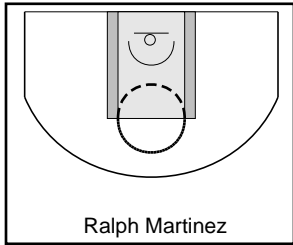
# Grey B

6/11/18 Navy Blue (B league) at Grey B

	1	2	T
Navy Blue (B	43	26	69
Grey B	15	23	38



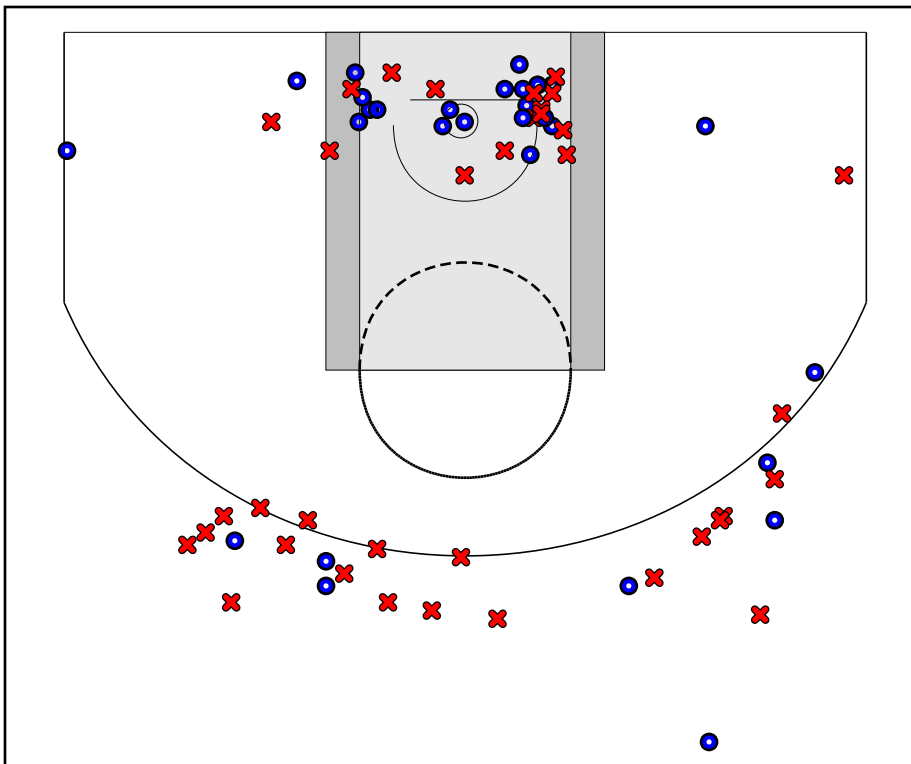
#	Name	G	MIN	FGM	FGA	FG%	2PM	2PA	2P%	3PM	3PA	3P%	FTM	FTA	FT%	OREB	DREB	REB	AST	STL	BLK	DEF	TO	PF	CHG	PM	PTS
3	Ralph Martinez	0	0	0	0	.000	0	0	.000	0	0	.000	0	0	.000	0	0	0	0	0	0	0	0	0	0	0	0
4	Ryan Martin	1	0	0	4	.000	0	3	.000	0	1	.000	0	0	.000	2	2	4	1	1	0	0	0	0	0	-24	0
5	Dave Kurtz	1	0	1	4	.250	0	3	.000	1	1	1.000	0	0	.000	1	1	2	0	1	0	0	2	0	0	-31	3
10	Nick B	0	0	0	0	.000	0	0	.000	0	0	.000	0	0	.000	0	0	0	0	0	0	0	0	0	0	0	
11	Tom McLoone	1	0	0	0	.000	0	0	.000	0	0	.000	0	0	.000	0	0	0	0	0	0	0	0	0	0	-3	0
12	Sean Gibbons	1	0	3	5	.600	3	4	.750	0	1	.000	3	4	.750	1	5	6	1	0	1	0	3	0	0	-28	9
13	Ty Minuto	1	0	3	16	.188	2	7	.286	1	9	.111	3	3	1.000	2	2	4	1	2	0	3	4	1	0	-27	10
20	Dan McLoone	1	0	2	11	.182	1	3	.333	1	8	.125	1	2	.500	2	3	5	2	2	0	1	3	0	0	-22	6
21	Dan Wiseman	1	0	3	7	.429	2	5	.400	1	2	.500	3	4	.750	1	5	6	1	0	0	0	0	0	0	-20	10
	TEAM	1	0	0	0	.000	0	0	.000	0	0	.000	0	0	.000	0	3	3	0	0	0	0	0	0	0	0	
	<b>TOTALS</b>	<b>1</b>	<b>0</b>	<b>12</b>	<b>47</b>	<b>.255</b>	<b>8</b>	<b>25</b>	<b>.320</b>	<b>4</b>	<b>22</b>	<b>.182</b>	<b>10</b>	<b>13</b>	<b>.769</b>	<b>9</b>	<b>21</b>	<b>30</b>	<b>6</b>	<b>6</b>	<b>1</b>	<b>4</b>	<b>12</b>	<b>1</b>	<b>0</b>	<b>-31</b>	<b>38</b>



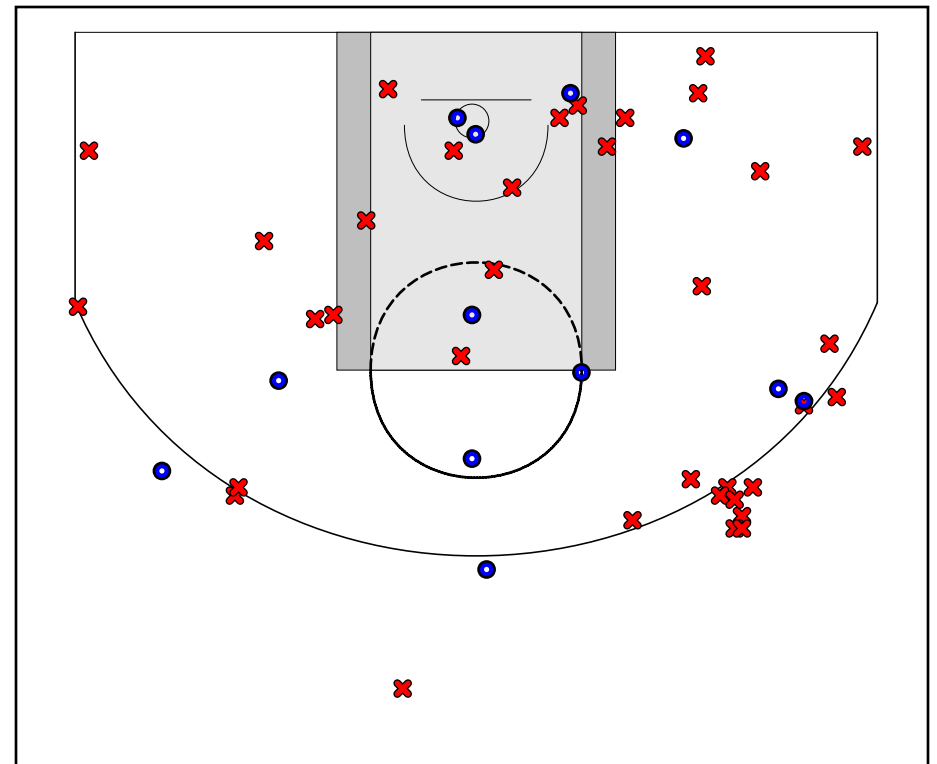
## Game Summary Comparison

Statistic	Navy Blue (B league)	Grey B
Points	69	38
<i>Field Goals</i>	30 / 66	12 / 47
<i>2 Point</i>	21 / 36	8 / 25
<i>3 Point</i>	9 / 30	4 / 22
<i>Free Throws</i>	0 / 0	10 / 13
Assists	24	6
Rebounds	45	30
<i>Offensive</i>	13	9
<i>Defensive</i>	32	21
Blocks	4	1
Steals	11	6
Deflections	9	4
Turnovers	10	12
Charges Taken	0	0
Personal Fouls	9	1

Navy Blue (B league)



Grey B



### Navy Blue (B league) Turnovers

Period	Clock	Player	Turnover Type
1st Period	0:00	#0 Kyle Delone	Other
1st Period	0:00	#10 Chris Mac	Other
1st Period	0:00	#12 Mike Geosits	Other
1st Period	0:00	#3 Chris Stoff	Other
1st Period	0:00	#11 Chaz Michaels	Other
2nd Period	0:00	#11 Chaz Michaels	Other
2nd Period	0:00	#4 Johnny Stoff	Other
2nd Period	0:00	#3 Chris Stoff	Other
2nd Period	0:00	#13 Mike Lauer	Other
2nd Period	0:00	#11 Chaz Michaels	Other

### Navy Blue (B league) Fouls

Period	Clock	Player	Foul
1st Period	0:00	#3 Chris Stoff	Other (Def)
1st Period	0:00	#3 Chris Stoff	Other (Def)
1st Period	0:00	#13 Mike Lauer	Other (Def)
1st Period	0:00	#10 Chris Mac	Other (Def)
1st Period	0:00	#11 Chaz Michaels	Other (Def)
1st Period	0:00	#0 Kyle Delone	Other (Def)
2nd Period	0:00	#4 Johnny Stoff	Other (Def)
2nd Period	0:00	#13 Mike Lauer	Other (Def)
2nd Period	0:00	#10 Chris Mac	Other (Def)

### Grey B Turnovers

Period	Clock	Player	Turnover Type
1st Period	0:00	#13 Ty Minuto	Other
1st Period	0:00	#12 Sean Gibbons	Other
1st Period	0:00	#13 Ty Minuto	Other
1st Period	0:00	#5 Dave Kurtz	Other
1st Period	0:00	#13 Ty Minuto	Other
1st Period	0:00	#20 Dan McLoone	Other
1st Period	0:00	#12 Sean Gibbons	Other
1st Period	0:00	#20 Dan McLoone	Other
2nd Period	0:00	#13 Ty Minuto	Other
2nd Period	0:00	#20 Dan McLoone	Other
2nd Period	0:00	#5 Dave Kurtz	Other
2nd Period	0:00	#12 Sean Gibbons	Other

### Grey B Fouls

Period	Clock	Player	Foul
2nd Period	0:00	#13 Ty Minuto	Other (Def)