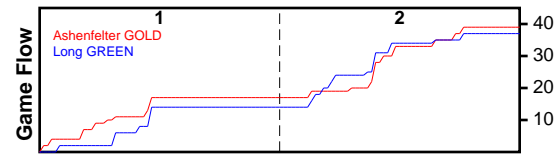


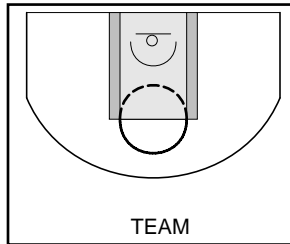
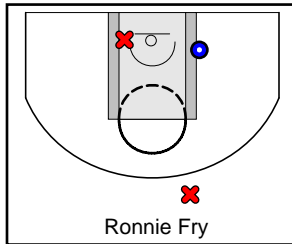
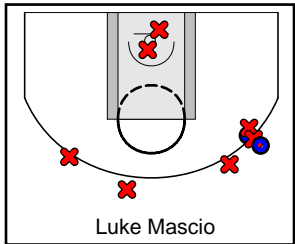
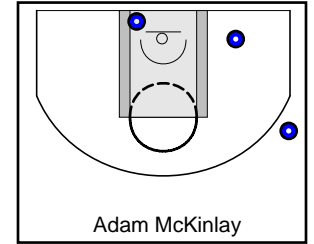
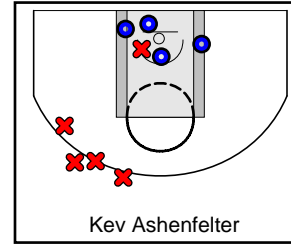
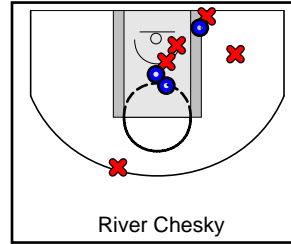
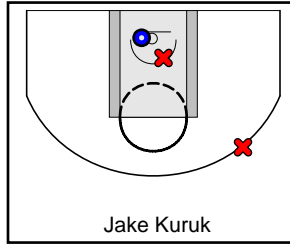
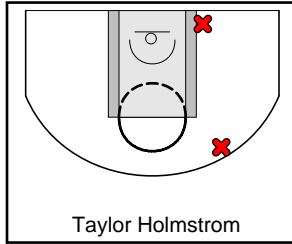
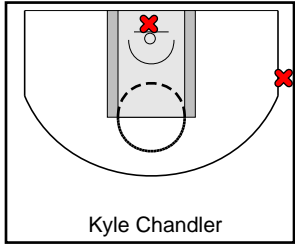
# Ashenfelter GOLD

5/31/17 Ashenfelter GOLD at Long GREEN

	1	2	T
Ashenfelter GOLD	17	22	39
Long GREEN	14	23	37



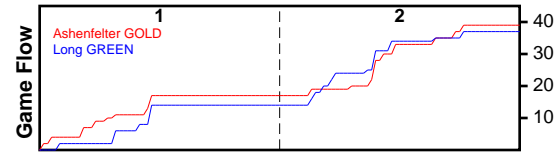
#	Name	G	MIN	FGM	FGA	FG%	2PM	2PA	2P%	3PM	3PA	3P%	FTM	FTA	FT%	OREB	DREB	REB	AST	STL	BLK	DEF	TO	PF	CHG	PM	PTS
3	Kyle Chandler	1	22	0	2	.000	0	1	.000	0	1	.000	0	0	.000	3	0	3	0	2	0	1	1	0	0	2	0
4	Taylor Holmstrom	1	20	0	2	.000	0	1	.000	0	1	.000	0	0	.000	0	0	0	0	0	0	0	0	1	0	-5	0
5	Jake Kuruk	1	25	1	3	.333	1	2	.500	0	1	.000	0	0	.000	0	1	1	0	0	0	0	0	1	0	4	2
10	River Chesky	1	24	3	8	.375	3	7	.429	0	1	.000	1	5	.200	1	3	4	0	1	0	0	1	1	0	4	7
11	Kev Ashenfelter	1	37	4	9	.444	4	5	.800	0	4	.000	2	2	1.000	0	2	2	1	2	2	1	1	1	0	2	10
12	Adam McKinlay	1	16	3	3	1.000	2	2	1.000	1	1	1.000	1	2	.500	0	0	0	0	0	0	0	0	0	0	0	8
13	Luke Mascio	1	31	2	9	.222	0	2	.000	2	7	.286	1	3	.333	2	6	8	1	1	0	0	3	1	0	4	7
14	Ronnie Fry	1	13	1	3	.333	1	2	.500	0	1	.000	3	3	1.000	3	4	7	0	0	1	0	0	1	0	-1	5
	TEAM	0	0	0	0	.000	0	0	.000	0	0	.000	0	0	.000	0	0	0	0	0	0	0	0	0	0	0	0
	<b>TOTALS</b>	<b>1</b>	<b>40</b>	<b>14</b>	<b>39</b>	<b>.359</b>	<b>11</b>	<b>22</b>	<b>.500</b>	<b>3</b>	<b>17</b>	<b>.176</b>	<b>8</b>	<b>15</b>	<b>.533</b>	<b>9</b>	<b>16</b>	<b>25</b>	<b>2</b>	<b>6</b>	<b>3</b>	<b>2</b>	<b>6</b>	<b>6</b>	<b>0</b>	<b>2</b>	<b>39</b>



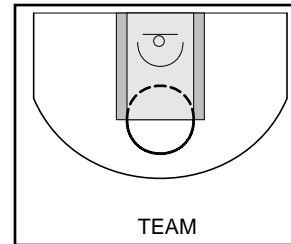
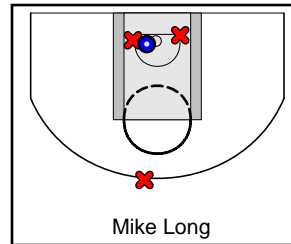
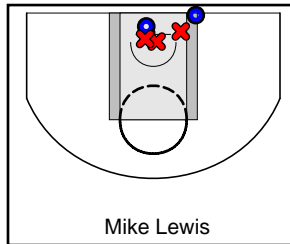
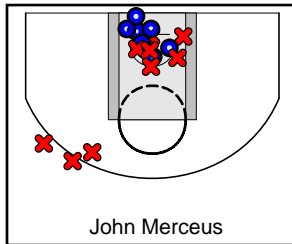
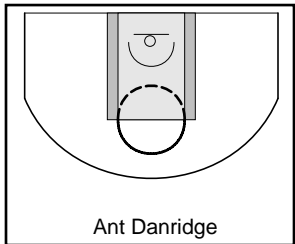
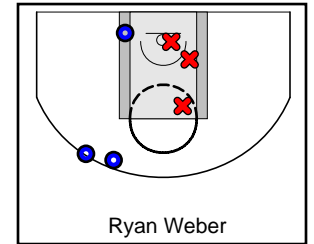
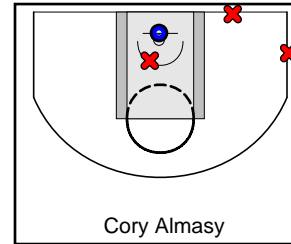
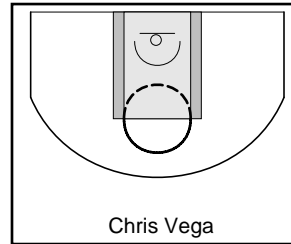
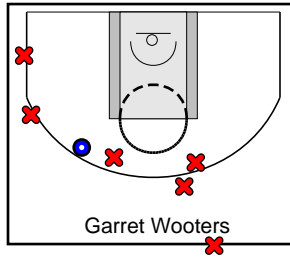
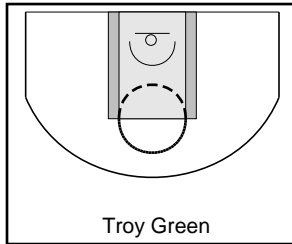
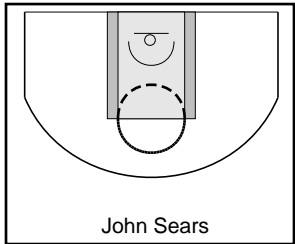
# Long GREEN

5/31/17 Ashenfelter GOLD at Long GREEN

	1	2	T
Ashenfelter GOLD	17	22	39
Long GREEN	14	23	37



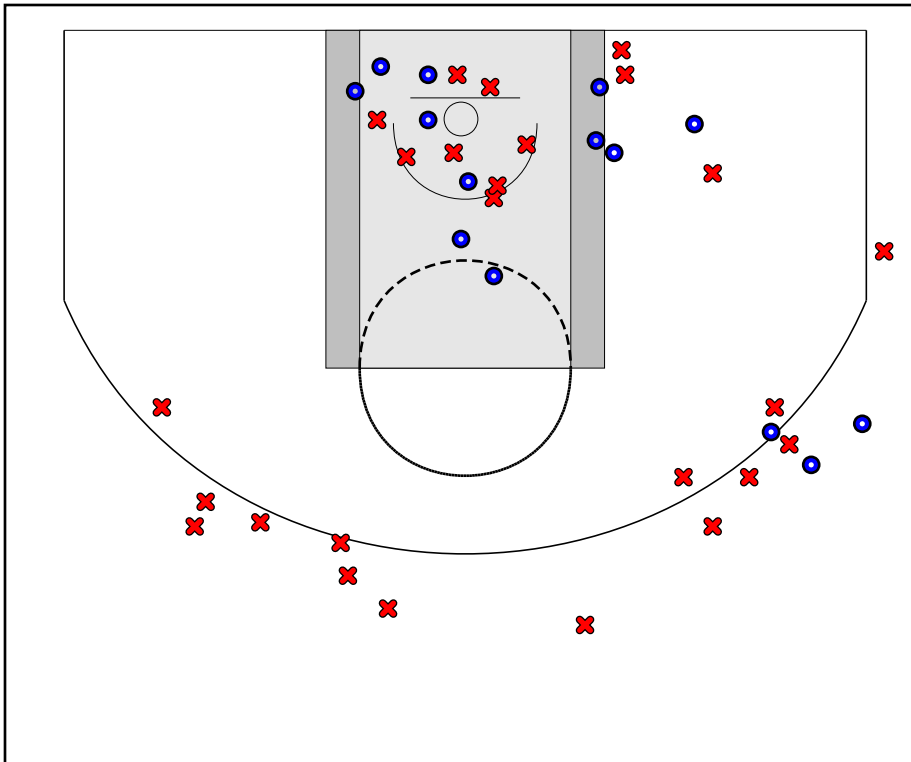
#	Name	G	MIN	FGM	FGA	FG%	2PM	2PA	2P%	3PM	3PA	3P%	FTM	FTA	FT%	OREB	DREB	REB	AST	STL	BLK	DEF	TO	PF	CHG	PM	PTS
0	John Sears	0	0	0	0	.000	0	0	.000	0	0	.000	0	0	.000	0	0	0	0	0	0	0	0	0	0	0	0
3	Troy Green	0	0	0	0	.000	0	0	.000	0	0	.000	0	0	.000	0	0	0	0	0	0	0	0	0	0	0	0
4	Garret Wooters	1	17	1	7	.143	0	0	.000	1	7	.143	0	0	.000	0	2	2	1	0	0	0	1	1	0	2	3
5	Chris Vega	0	0	0	0	.000	0	0	.000	0	0	.000	0	0	.000	0	0	0	0	0	0	0	0	0	0	0	0
10	Cory Almasy	1	31	1	4	.250	1	3	.333	0	1	.000	0	0	.000	1	1	2	1	0	0	0	1	2	0	5	2
11	Ryan Weber	1	35	3	6	.500	1	4	.250	2	2	1.000	0	0	.000	2	2	4	1	0	0	0	2	3	0	-6	8
12	Ant Danridge	0	0	0	0	.000	0	0	.000	0	0	.000	0	0	.000	0	0	0	0	0	0	0	0	0	0	0	0
14	John Merceus	1	37	8	17	.471	8	14	.571	0	3	.000	2	6	.333	5	5	10	2	4	0	0	3	1	0	-2	18
15	Mike Lewis	1	33	2	6	.333	2	6	.333	0	0	.000	0	2	.000	2	4	6	0	0	0	0	0	3	0	-2	4
20	Mike Long	1	32	1	4	.250	1	3	.333	0	1	.000	0	0	.000	0	4	4	0	0	0	0	1	2	0	-7	2
	TEAM	1	0	0	0	.000	0	0	.000	0	0	.000	0	0	.000	0	2	2	0	0	0	0	0	0	0	0	0
	<b>TOTALS</b>	<b>1</b>	<b>40</b>	<b>16</b>	<b>44</b>	<b>.364</b>	<b>13</b>	<b>30</b>	<b>.433</b>	<b>3</b>	<b>14</b>	<b>.214</b>	<b>2</b>	<b>8</b>	<b>.250</b>	<b>10</b>	<b>20</b>	<b>30</b>	<b>5</b>	<b>4</b>	<b>0</b>	<b>0</b>	<b>8</b>	<b>12</b>	<b>0</b>	<b>-2</b>	<b>37</b>



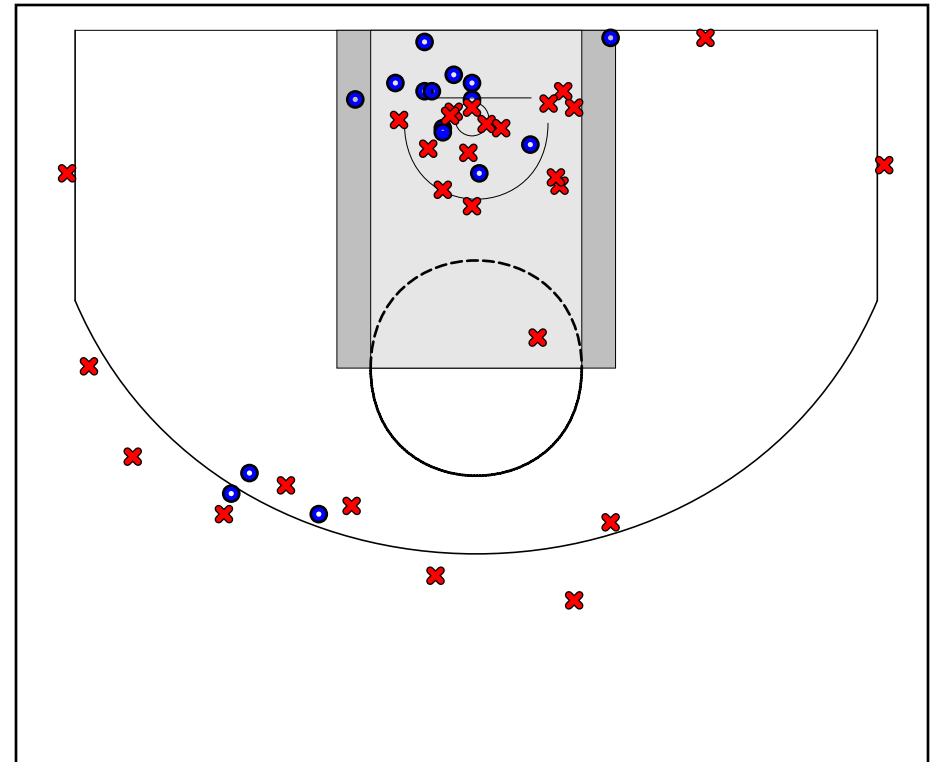
## Game Summary Comparison

Statistic	Ashenfelter GOLD	Long GREEN
Points	39	37
<i>Field Goals</i>	14 / 39	16 / 44
<i>2 Point</i>	11 / 22	13 / 30
<i>3 Point</i>	3 / 17	3 / 14
<i>Free Throws</i>	8 / 15	2 / 8
Assists	2	5
Rebounds	25	30
<i>Offensive</i>	9	10
<i>Defensive</i>	16	20
Blocks	3	0
Steals	6	4
Deflections	2	0
Turnovers	6	8
Charges Taken	0	0
Personal Fouls	6	12

Ashenfelter GOLD



Long GREEN



x

### Ashenfelter GOLD Turnovers

Period	Clock	Player	Turnover Type
1st Period	17:42	#3 Kyle Chandler	Other
2nd Period	17:19	#13 Luke Mascio	Other
2nd Period	15:37	#11 Kev Ashenfelter	Other
2nd Period	15:19	#10 River Chesky	Other
2nd Period	12:48	#13 Luke Mascio	Other
2nd Period	4:44	#13 Luke Mascio	Other

### Ashenfelter GOLD Fouls

Period	Clock	Player	Foul
1st Period	13:47	#10 River Chesky	Other (Def)
1st Period	12:56	#14 Ronnie Fry	Other (Def)
1st Period	10:28	#5 Jake Kuruk	Other (Def)
2nd Period	15:37	#4 Taylor Holmstrom	Other (Def)
2nd Period	12:41	#11 Kev Ashenfelter	Other (Def)
2nd Period	9:51	#11 Kev Ashenfelter	Other (Def)
2nd Period	7:12	#11 Kev Ashenfelter	Adjustment (Removed)
2nd Period	7:04	#13 Luke Mascio	Other (Def)

### Long GREEN Turnovers

Period	Clock	Player	Turnover Type
1st Period	19:20	#14 John Merceus	Other
1st Period	15:43	#20 Mike Long	Other
1st Period	13:10	#14 John Merceus	Other
1st Period	12:58	#4 Garret Wooters	Other
1st Period	11:33	#10 Cory Almasy	Other
1st Period	10:28	#11 Ryan Weber	Other
2nd Period	11:17	#14 John Merceus	Other
2nd Period	3:54	#11 Ryan Weber	Other

### Long GREEN Fouls

Period	Clock	Player	Foul
1st Period	14:44	#4 Garret Wooters	Other (Def)
1st Period	13:38	#11 Ryan Weber	Other (Def)
1st Period	10:28	#11 Ryan Weber	Other (Def)
1st Period	10:28	#15 Mike Lewis	Other (Def)
2nd Period	17:19	#10 Cory Almasy	Other (Def)
2nd Period	15:04	#14 John Merceus	Other (Def)
2nd Period	14:34	#15 Mike Lewis	Other (Def)
2nd Period	11:58	#10 Cory Almasy	Other (Def)
2nd Period	11:58	#15 Mike Lewis	Other (Def)
2nd Period	5:26	#20 Mike Long	Other (Def)
2nd Period	4:35	#20 Mike Long	Other (Def)
2nd Period	3:53	#11 Ryan Weber	Other (Def)