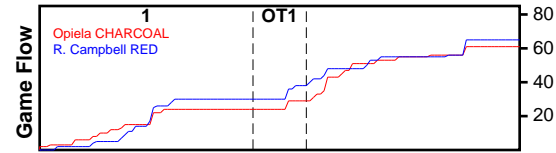


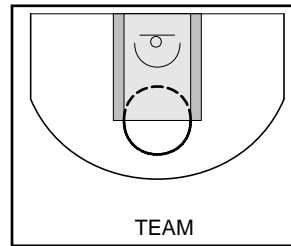
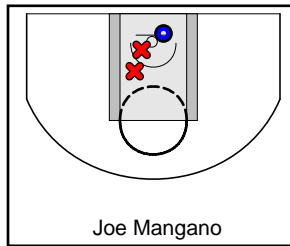
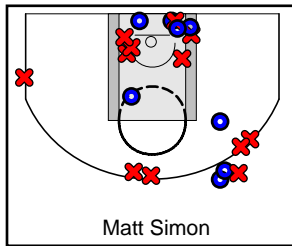
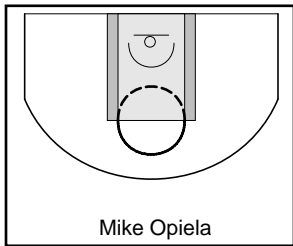
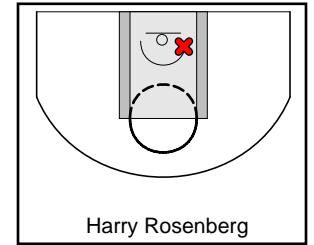
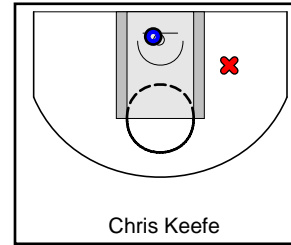

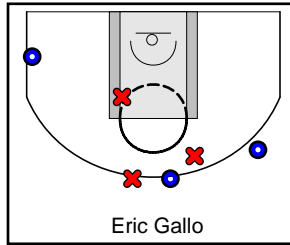
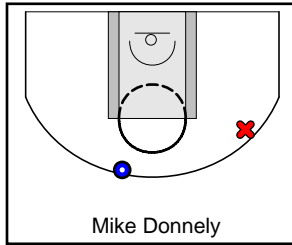
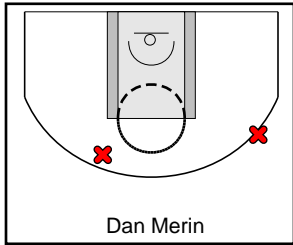
Opiela CHARCOAL

5/31/17 Opiela CHARCOAL at R. Campbell RED

	1	OT1	T
Opiela	24	37	61
R. Campbell RED	30	35	65



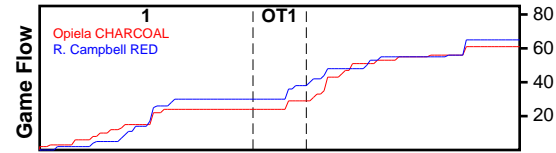
#	Name	G	MIN	FGM	FGA	FG%	2PM	2PA	2P%	3PM	3PA	3P%	FTM	FTA	FT%	OREB	DREB	REB	AST	STL	BLK	DEF	TO	PF	CHG	PM	PTS
00	Dan Merin	1	22	0	2	.000	0	0	.000	0	2	.000	0	0	.000	0	2	2	2	0	0	0	0	1	0	1	0
3	Mike Donnelly	1	18	1	2	.500	0	0	.000	1	2	.500	0	0	.000	0	2	2	1	0	0	0	1	0	0	-18	3
4	Eric Gallo	1	25	3	6	.500	0	1	.000	3	5	.600	0	0	.000	1	3	4	0	2	0	1	2	2	0	9	9
5	Pat Paul	1	37	6	12	.500	6	10	.600	0	2	.000	2	4	.500	2	3	5	0	1	1	0	5	2	0	-15	14
10	Chris Keefe	1	40	1	2	.500	1	2	.500	0	0	.000	0	6	.000	2	0	2	1	1	0	0	1	5	0	-4	2
11	Harry Rosenberg	1	0	0	1	.000	0	1	.000	0	0	.000	0	0	.000	0	0	0	1	1	0	0	1	0	0	-1	0
12	Mike Opiela	0	0	0	0	.000	0	0	.000	0	0	.000	0	0	.000	0	0	0	0	0	0	0	0	0	0	0	0
13	Matt Simon	1	40	8	20	.400	6	12	.500	2	8	.250	11	16	.688	1	10	11	1	0	1	1	1	5	0	-3	29
14	Joe Mangano	1	21	1	3	.333	1	3	.333	0	0	.000	2	2	1.000	2	1	3	0	0	0	0	0	5	0	11	4
	TEAM	1	0	0	0	.000	0	0	.000	0	0	.000	0	0	.000	0	4	4	0	0	0	0	0	1	0	0	0
	TOTALS	1	40	20	48	.417	14	29	.483	6	19	.316	15	28	.536	8	25	33	6	5	2	2	11	21	0	-4	61



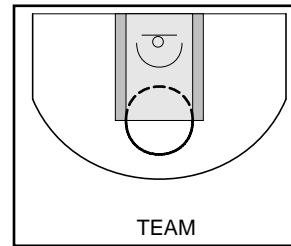
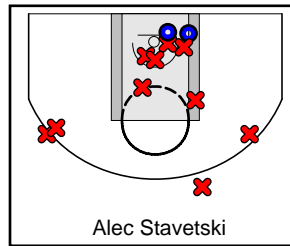
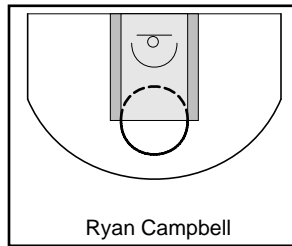
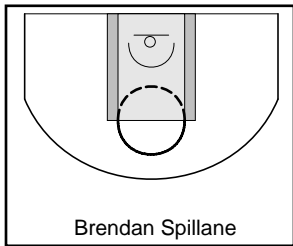
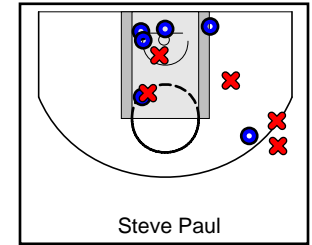
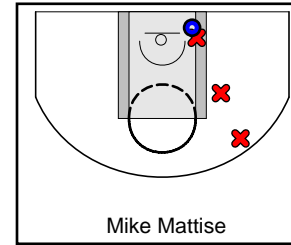
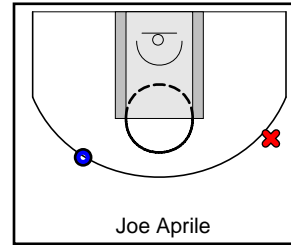
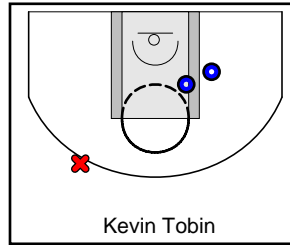
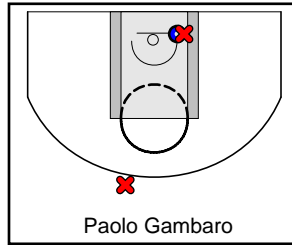
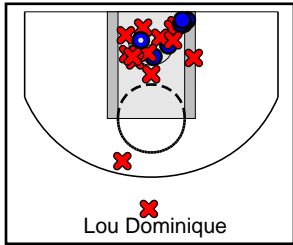
R. Campbell RED

5/31/17 Opiela CHARCOAL at R. Campbell RED

	1	OT1	T
Opiela	24	37	61
R. Campbell RED	30	35	65



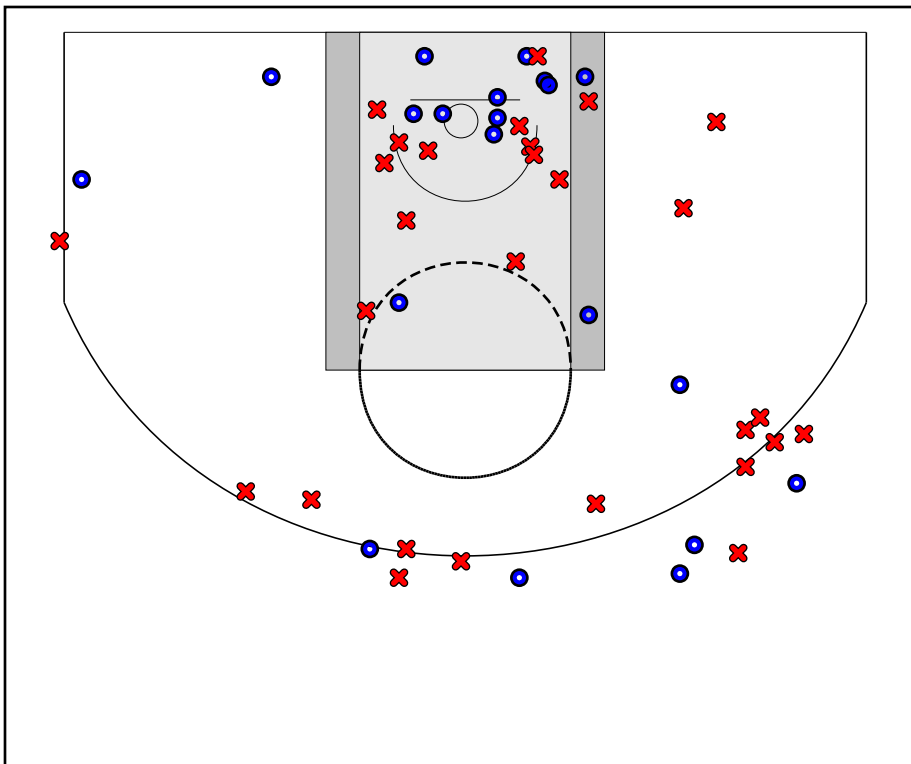
#	Name	G	MIN	FGM	FGA	FG%	2PM	2PA	2P%	3PM	3PA	3P%	FTM	FTA	FT%	OREB	DREB	REB	AST	STL	BLK	DEF	TO	PF	CHG	PM	PTS
0	Lou Dominique	1	28	8	22	.364	8	20	.400	0	2	.000	4	4	1.000	6	7	13	1	2	1	0	2	1	0	0	20
3	Paolo Gambaro	1	28	1	3	.333	1	2	.500	0	1	.000	0	0	.000	0	1	1	2	0	0	0	1	2	0	0	2
4	Kevin Tobin	1	19	2	3	.667	2	2	1.000	0	1	.000	1	2	.500	1	0	1	0	0	0	0	0	2	0	-3	5
5	Joe Aprile	1	13	1	2	.500	0	0	.000	1	2	.500	0	0	.000	0	0	0	0	0	0	0	2	0	0	6	3
10	Mike Mattise	1	34	1	4	.250	1	3	.333	0	1	.000	3	4	.750	0	1	1	1	1	0	0	2	5	0	9	5
11	Steve Paul	1	40	6	11	.545	5	8	.625	1	3	.333	0	2	.000	3	5	8	0	0	2	0	0	5	0	4	13
12	Brendan Spillane	0	0	0	0	.000	0	0	.000	0	0	.000	0	0	.000	0	0	0	0	0	0	0	0	0	0	0	0
13	Ryan Campbell	0	0	0	0	.000	0	0	.000	0	0	.000	0	0	.000	0	0	0	0	0	0	0	0	0	0	0	0
15	Alec Stavetski	1	40	2	12	.167	2	8	.250	0	4	.000	13	16	.812	1	8	9	2	4	0	0	2	2	0	4	17
	TEAM	1	0	0	0	.000	0	0	.000	0	0	.000	0	0	.000	0	1	1	0	0	0	0	0	0	0	0	0
	TOTALS	1	40	21	57	.368	19	43	.442	2	14	.143	21	28	.750	11	23	34	6	7	3	0	9	17	0	4	65



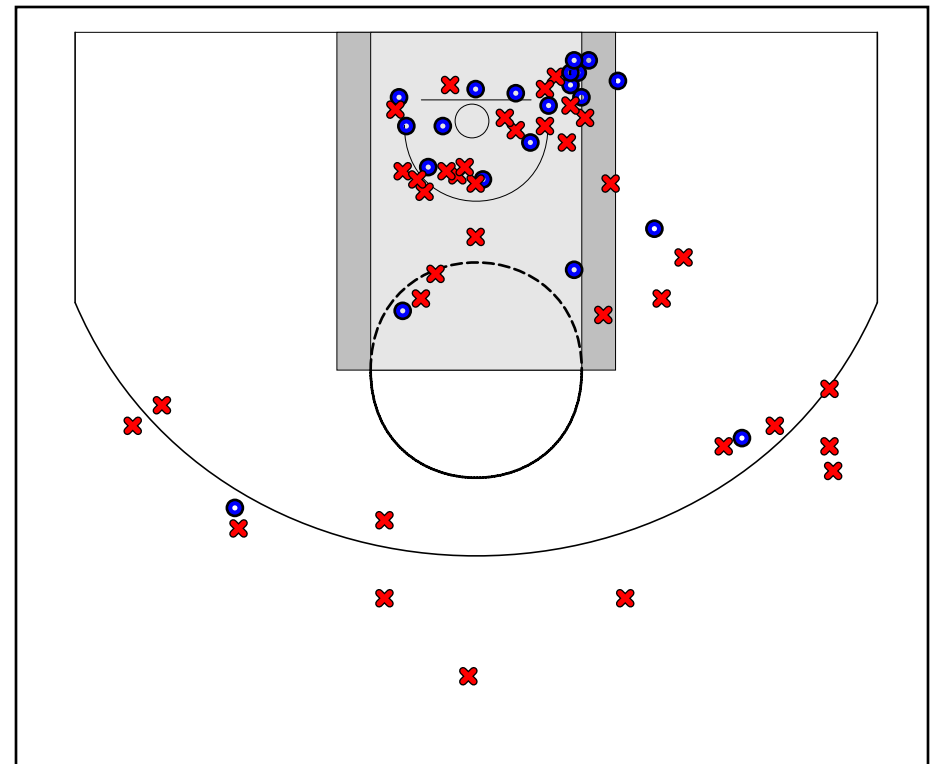
Game Summary Comparison

Statistic	Opiela CHARCOAL	R. Campbell RED
Points	61	65
<i>Field Goals</i>	20 / 48	21 / 57
<i>2 Point</i>	14 / 29	19 / 43
<i>3 Point</i>	6 / 19	2 / 14
<i>Free Throws</i>	15 / 28	21 / 28
Assists	6	6
Rebounds	33	34
<i>Offensive</i>	8	11
<i>Defensive</i>	25	23
Blocks	2	3
Steals	5	7
Deflections	2	0
Turnovers	11	9
Charges Taken	0	0
Personal Fouls	21	17

Opiela CHARCOAL



R. Campbell RED



Opiela CHARCOAL Turnovers

Period	Clock	Player	Turnover Type
1st Period	15:53	#5 Pat Paul	Other
1st Period	13:43	#5 Pat Paul	Other
1st Period	12:18	#5 Pat Paul	Other
1st Period	9:17	#3 Mike Donnelly	Other
1st Period	9:17	#11 Harry Rosenberg	Other
1st Period	7:05	#13 Matt Simon	Other
2nd Period	16:25	#5 Pat Paul	Other
2nd Period	16:14	#4 Eric Gallo	Other
2nd Period	15:56	#5 Pat Paul	Other
2nd Period	15:38	#10 Chris Keefe	Other
2nd Period	1:57	#4 Eric Gallo	Other

Opiela CHARCOAL Fouls

Period	Clock	Player	Foul
1st Period	17:57	#10 Chris Keefe	Other (Def)
1st Period	15:35	#14 Joe Mangano	Other (Def)
1st Period	14:41	#14 Joe Mangano	Other (Def)
1st Period	11:24	#5 Pat Paul	Other (Def)
1st Period	9:46	#00 Dan Merin	Other (Def)
1st Period	9:17	#13 Matt Simon	Other (Def)
1st Period	7:43	#13 Matt Simon	Other (Def)
2nd Period	16:25	#4 Eric Gallo	Other (Def)
2nd Period	14:42	#13 Matt Simon	Other (Def)
2nd Period	9:19	#14 Joe Mangano	Other (Def)
2nd Period	7:23	#10 Chris Keefe	Other (Def)
2nd Period	7:11	#5 Pat Paul	Other (Def)
2nd Period	7:00	#10 Chris Keefe	Other (Def)
2nd Period	1:54	#4 Eric Gallo	Other (Def)
2nd Period	0:00	#13 Matt Simon	Other (Def)
2nd Period	0:00	#14 Joe Mangano	Other (Def)
2nd Period	0:00	#14 Joe Mangano	Other (Def)
2nd Period	0:00	#10 Chris Keefe	Other (Def)
2nd Period	0:00	#10 Chris Keefe	Other (Def)
2nd Period	0:00	The team	Other (Tech)
2nd Period	0:00	#13 Matt Simon	Other (Tech)

R. Campbell RED Turnovers

Period	Clock	Player	Turnover Type
1st Period	18:27	#0 Lou Dominique	Other
1st Period	13:45	#10 Mike Mattise	Other
1st Period	12:51	#0 Lou Dominique	Other
1st Period	9:17	#5 Joe Aprile	Other
2nd Period	16:00	#15 Alec Stavetski	Other
2nd Period	12:44	#3 Paolo Gambaro	Other
2nd Period	9:46	#10 Mike Mattise	Other
2nd Period	0:00	#15 Alec Stavetski	Other
2nd Period	0:00	#5 Joe Aprile	Other

R. Campbell RED Fouls

Period	Clock	Player	Foul
1st Period	18:46	#11 Steve Paul	Other (Def)
1st Period	12:18	#10 Mike Mattise	Other (Def)
1st Period	8:45	#10 Mike Mattise	Other (Def)
2nd Period	14:56	#11 Steve Paul	Other (Def)
2nd Period	12:44	#4 Kevin Tobin	Other (Def)
2nd Period	12:07	#11 Steve Paul	Other (Def)
2nd Period	11:45	#4 Kevin Tobin	Other (Def)
2nd Period	10:47	#3 Paolo Gambaro	Other (Def)
2nd Period	10:21	#10 Mike Mattise	Other (Def)
2nd Period	9:05	#11 Steve Paul	Other (Def)
2nd Period	8:25	#15 Alec Stavetski	Other (Def)
2nd Period	6:20	#10 Mike Mattise	Other (Def)
2nd Period	3:29	#3 Paolo Gambaro	Other (Def)
2nd Period	2:30	#0 Lou Dominique	Other (Def)
2nd Period	0:00	#11 Steve Paul	Other (Def)
2nd Period	0:00	#10 Mike Mattise	Other (Def)
2nd Period	0:00	#15 Alec Stavetski	Other (Def)