


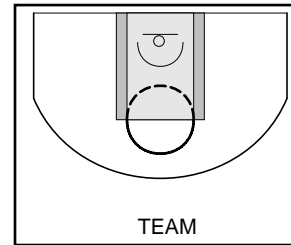
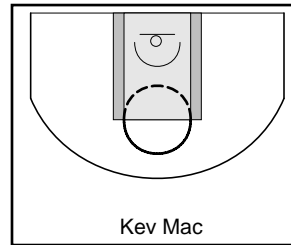
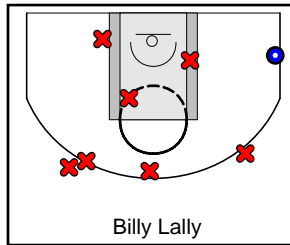
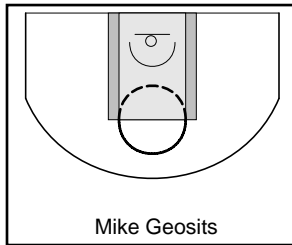
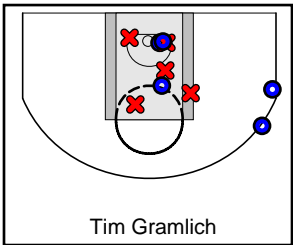
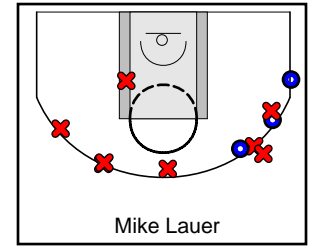
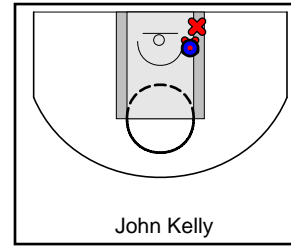
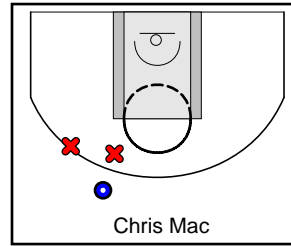
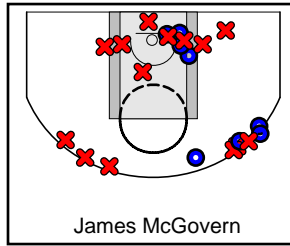
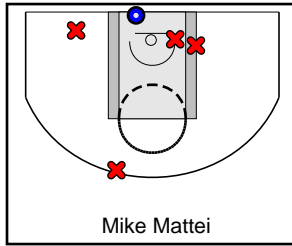
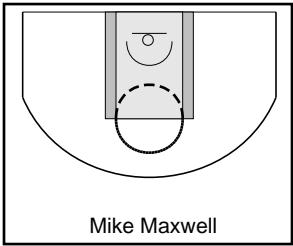
McInerney PURPLE

5/30/17 McInerney PURPLE at Griffin MAROON

	1	OT1	T
McInerney	24	31	55
Griffin MAROON	28	30	58



#	Name	G	MIN	FGM	FGA	FG%	2PM	2PA	2P%	3PM	3PA	3P%	FTM	FTA	FT%	OREB	DREB	REB	AST	STL	BLK	DEF	TO	PF	CHG	PM	PTS
0	Mike Maxwell	0	0	0	0	.000	0	0	.000	0	0	.000	0	0	.000	0	0	0	0	0	0	0	0	0	0	0	0
0	Mike Mattei	1	0	1	5	.200	1	4	.250	0	1	.000	0	2	.000	3	4	7	1	0	1	0	0	1	0	5	2
3	James McGovern	1	0	8	22	.364	4	12	.333	4	10	.400	1	2	.500	1	3	4	2	1	0	1	1	3	0	-3	21
4	Chris Mac	1	0	1	3	.333	0	0	.000	1	3	.333	0	0	.000	0	2	2	0	0	0	0	2	1	0	-2	3
10	John Kelly	1	0	1	3	.333	1	3	.333	0	0	.000	0	0	.000	0	3	3	0	0	0	0	2	2	0	-5	2
11	Mike Lauer	1	0	3	11	.273	0	1	.000	3	10	.300	0	0	.000	0	3	3	1	0	0	0	1	4	0	1	9
12	Tim Gramlich	1	0	6	11	.545	4	9	.444	2	2	1.000	1	3	.333	2	6	8	1	0	0	0	0	3	0	-3	15
13	Mike Geosits	0	0	0	0	.000	0	0	.000	0	0	.000	0	0	.000	0	0	0	0	0	0	0	0	0	0	0	0
14	Billy Lally	1	0	1	8	.125	0	3	.000	1	5	.200	0	0	.000	1	1	2	7	0	0	0	1	1	0	-6	3
15	Kev Mac	1	0	0	0	.000	0	0	.000	0	0	.000	0	0	.000	0	1	1	0	0	0	0	0	2	0	-2	0
	TEAM	1	0	0	0	.000	0	0	.000	0	0	.000	0	0	.000	1	4	5	0	0	0	0	0	1	0	0	0
	TOTALS	1	0	21	63	.333	10	32	.312	11	31	.355	2	7	.286	8	27	35	12	1	1	1	7	18	0	-3	55



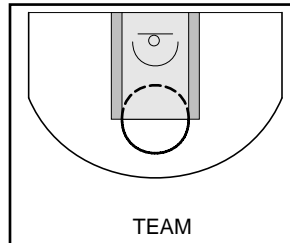
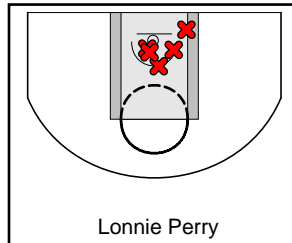

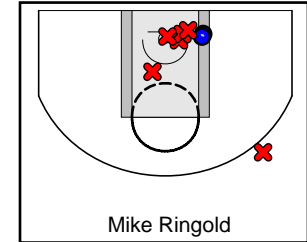
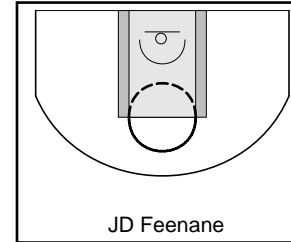
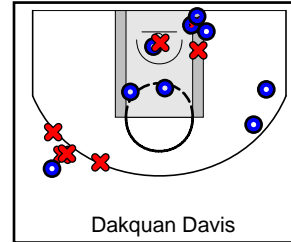
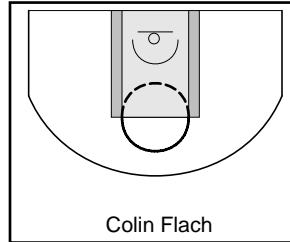
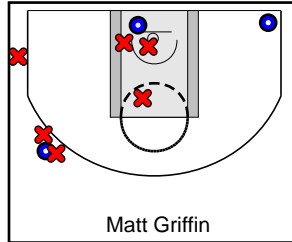
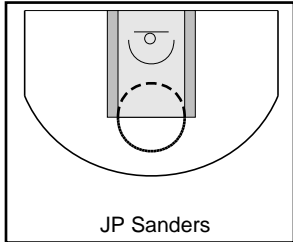
Griffin MAROON

5/30/17 McInerney PURPLE at Griffin MAROON

	1	OT1	T
McInerney	24	31	55
Griffin MAROON	28	30	58



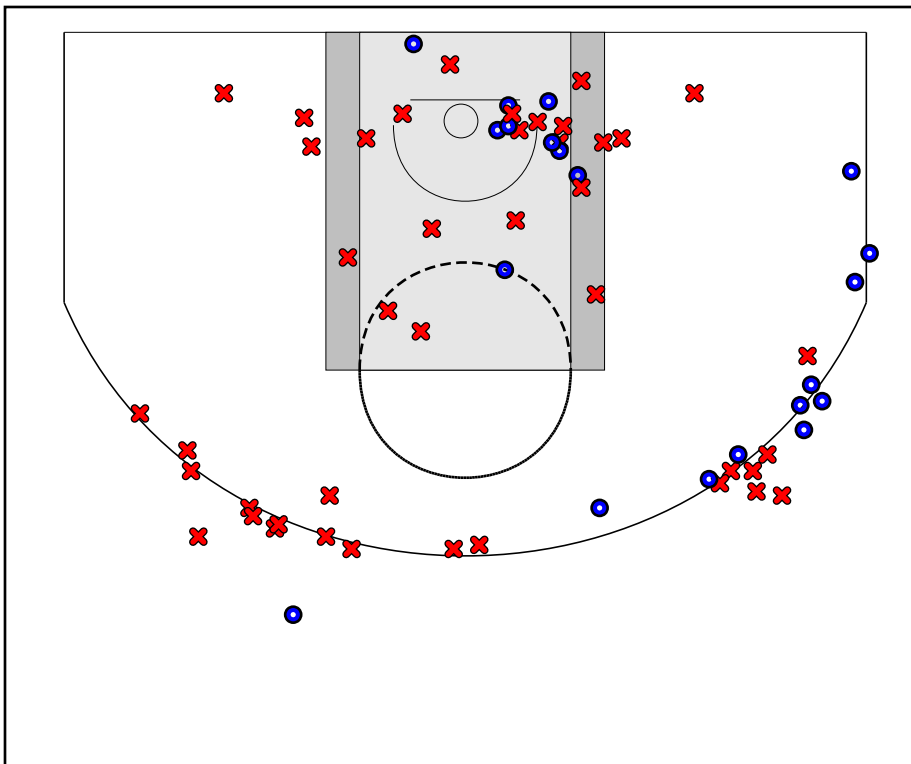
#	Name	G	MIN	FGM	FGA	FG%	2PM	2PA	2P%	3PM	3PA	3P%	FTM	FTA	FT%	OREB	DREB	REB	AST	STL	BLK	DEF	TO	PF	CHG	PM	PTS
3	JP Sanders	0	0	0	0	.000	0	0	.000	0	0	.000	0	0	.000	0	0	0	0	0	0	0	0	0	0	0	0
4	Matt Griffin	1	0	3	9	.333	1	4	.250	2	5	.400	4	4	1.000	4	3	7	7	2	0	0	0	0	0	3	12
5	Colin Flach	0	0	0	0	.000	0	0	.000	0	0	.000	0	0	.000	0	0	0	0	0	0	0	0	0	0	0	0
10	Dakquan Davis	1	0	9	16	.562	6	9	.667	3	7	.429	4	6	.667	0	4	4	4	2	0	0	2	0	0	3	25
11	JD Feenane	0	0	0	0	.000	0	0	.000	0	0	.000	0	0	.000	0	0	0	0	0	0	0	0	0	0	0	0
12	Mike Ringold	1	0	2	8	.250	2	7	.286	0	1	.000	4	14	.286	3	9	12	0	1	2	0	1	3	0	3	8
13	Mike Wild	1	0	4	12	.333	1	3	.333	3	9	.333	0	0	.000	1	5	6	0	0	1	0	2	0	0	3	11
14	Lonnie Perry	1	0	0	5	.000	0	5	.000	0	0	.000	2	3	.667	2	5	7	0	1	0	0	0	1	0	-1	2
	TEAM	1	0	0	0	.000	0	0	.000	0	0	.000	0	0	.000	2	6	8	0	0	0	0	0	2	0	0	0
	TOTALS	1	0	18	50	.360	10	28	.357	8	22	.364	14	27	.519	12	32	44	11	6	3	0	5	6	0	3	58



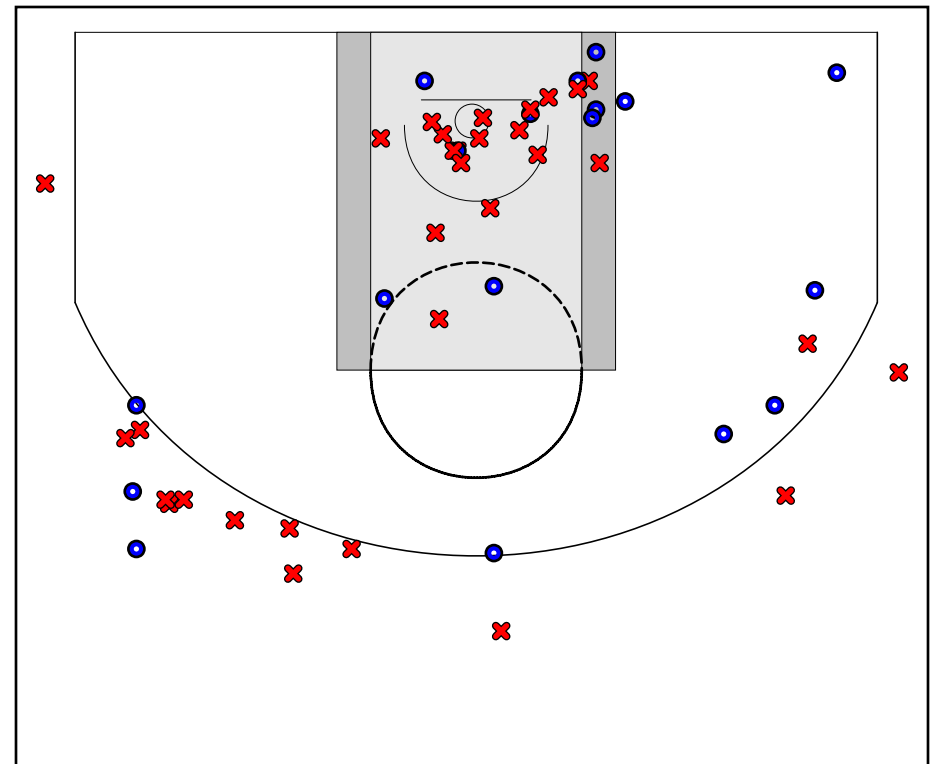
Game Summary Comparison

Statistic	McInerney PURPLE	Griffin MAROON
Points	55	58
<i>Field Goals</i>	21 / 63	18 / 50
<i>2 Point</i>	10 / 32	10 / 28
<i>3 Point</i>	11 / 31	8 / 22
<i>Free Throws</i>	2 / 7	14 / 27
Assists	12	11
Rebounds	35	44
<i>Offensive</i>	8	12
<i>Defensive</i>	27	32
Blocks	1	3
Steals	1	6
Deflections	1	0
Turnovers	7	5
Charges Taken	0	0
Personal Fouls	18	6

McInerney PURPLE



Griffin MAROON



McInerney PURPLE Turnovers

Period	Clock	Player	Turnover Type
1st Period	0:00	#3 James McGovern	Other
1st Period	0:00	#10 John Kelly	Other
1st Period	0:00	#10 John Kelly	Other
1st Period	0:00	#14 Billy Lally	Other
2nd Period	0:00	#11 Mike Lauer	Other
2nd Period	0:00	#4 Chris Mac	Other
2nd Period	0:00	#4 Chris Mac	Other

McInerney PURPLE Fouls

Period	Clock	Player	Foul
1st Period	0:00	#12 Tim Gramlich	Other (Def)
1st Period	0:00	#11 Mike Lauer	Other (Def)
1st Period	0:00	The team	Other (Def)
1st Period	0:00	#11 Mike Lauer	Other (Def)
1st Period	0:00	#3 James McGovern	Other (Def)
1st Period	0:00	#4 Chris Mac	Other (Def)
1st Period	0:00	#10 John Kelly	Other (Def)
2nd Period	0:00	#12 Tim Gramlich	Other (Def)
2nd Period	0:00	#10 John Kelly	Other (Def)
2nd Period	0:00	#15 Kev Mac	Other (Def)
2nd Period	0:00	#15 Kev Mac	Other (Def)
2nd Period	0:00	#12 Tim Gramlich	Other (Def)
2nd Period	0:00	#0 Mike Mattei	Other (Def)
2nd Period	0:00	#11 Mike Lauer	Other (Def)
2nd Period	0:00	#3 James McGovern	Other (Def)
2nd Period	0:00	#11 Mike Lauer	Other (Def)
2nd Period	0:00	#3 James McGovern	Other (Def)
2nd Period	0:00	#14 Billy Lally	Other (Def)

Griffin MAROON Turnovers

Period	Clock	Player	Turnover Type
1st Period	0:00	#13 Mike Wild	Other
1st Period	0:00	#13 Mike Wild	Other
1st Period	0:00	#10 Dakquan Davis	Other
2nd Period	0:00	#10 Dakquan Davis	Other
2nd Period	0:00	#12 Mike Ringold	Other

Griffin MAROON Fouls

Period	Clock	Player	Foul
1st Period	0:00	#12 Mike Ringold	Other (Def)
1st Period	0:00	The team	Other (Def)
1st Period	0:00	The team	Other (Def)
2nd Period	0:00	#12 Mike Ringold	Other (Def)
2nd Period	0:00	#14 Lonnie Perry	Other (Def)
2nd Period	0:00	#12 Mike Ringold	Other (Def)