


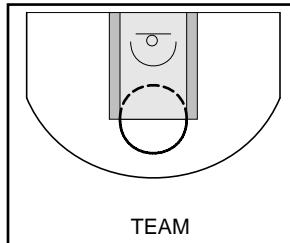
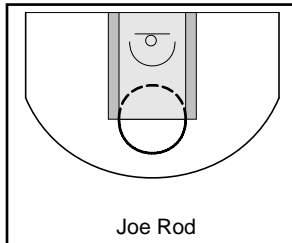
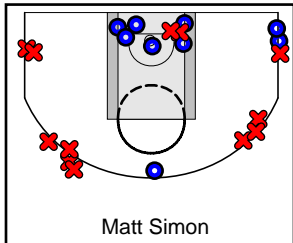
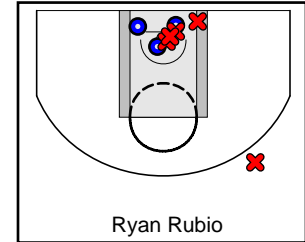
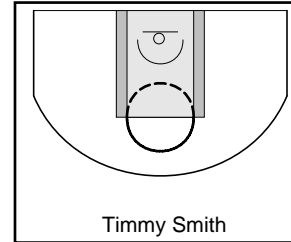
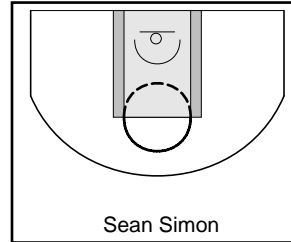
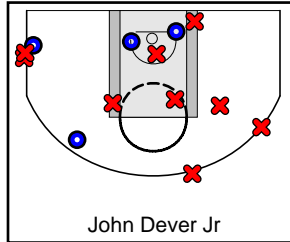
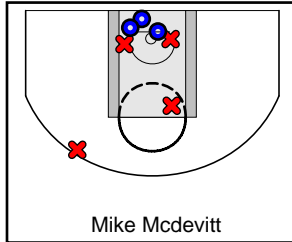
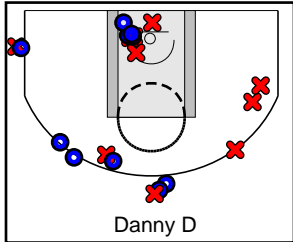
Baby Blue

5/29/18 Baby Blue at Purple

	1	OT1	T
Baby Blue	28	52	80
Purple	29	48	77



#	Name	G	MIN	FGM	FGA	FG%	2PM	2PA	2P%	3PM	3PA	3P%	FTM	FTA	FT%	OREB	DREB	REB	AST	STL	BLK	DEF	TO	PF	CHG	PM	PTS
0	Danny D	1	0	10	20	.500	4	8	.500	6	12	.500	3	9	.333	4	5	9	7	1	0	1	4	2	0	3	29
0	Mike Mcdevitt	1	0	3	7	.429	3	6	.500	0	1	.000	2	2	1.000	0	5	5	5	0	0	0	0	2	0	3	8
0	John Dever Jr	1	0	4	13	.308	2	7	.286	2	6	.333	5	6	.833	4	13	17	0	0	1	1	2	3	0	3	15
3	Sean Simon	0	0	0	0	.000	0	0	.000	0	0	.000	0	0	.000	0	0	0	0	0	0	0	0	0	0	0	0
4	Timmy Smith	0	0	0	0	.000	0	0	.000	0	0	.000	0	0	.000	0	0	0	0	0	0	0	0	0	0	0	0
5	Ryan Rubio	1	0	3	8	.375	3	7	.429	0	1	.000	0	0	.000	6	3	9	4	1	0	0	0	0	0	3	6
15	Matt Simon	1	0	9	21	.429	6	8	.750	3	13	.231	1	2	.500	2	3	5	3	0	0	0	2	2	0	3	22
22	Joe Rod	0	0	0	0	.000	0	0	.000	0	0	.000	0	0	.000	0	0	0	0	0	0	0	0	0	0	0	0
	TEAM	1	0	0	0	.000	0	0	.000	0	0	.000	0	0	.000	1	4	5	0	0	0	0	0	0	0	0	0
	TOTALS	1	0	29	69	.420	18	36	.500	11	33	.333	11	19	.579	17	33	50	19	2	1	2	8	9	0	3	80



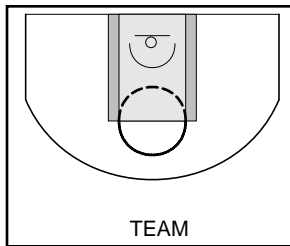
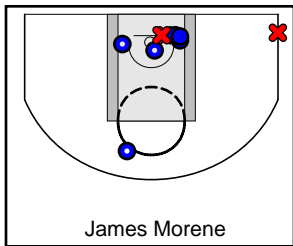
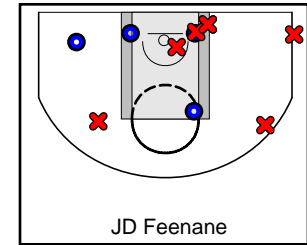
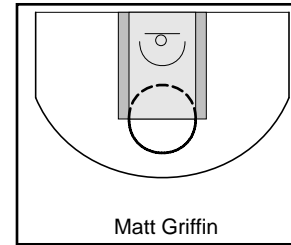

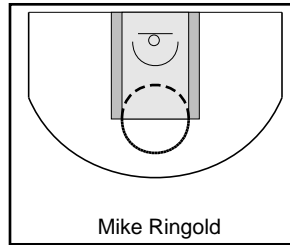
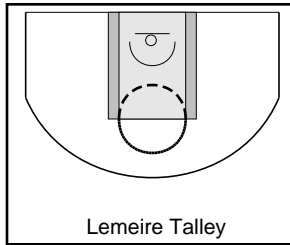
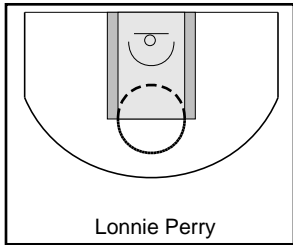
Purple

5/29/18 Baby Blue at Purple

	1	OT1	T
Baby Blue	28	52	80
Purple	29	48	77



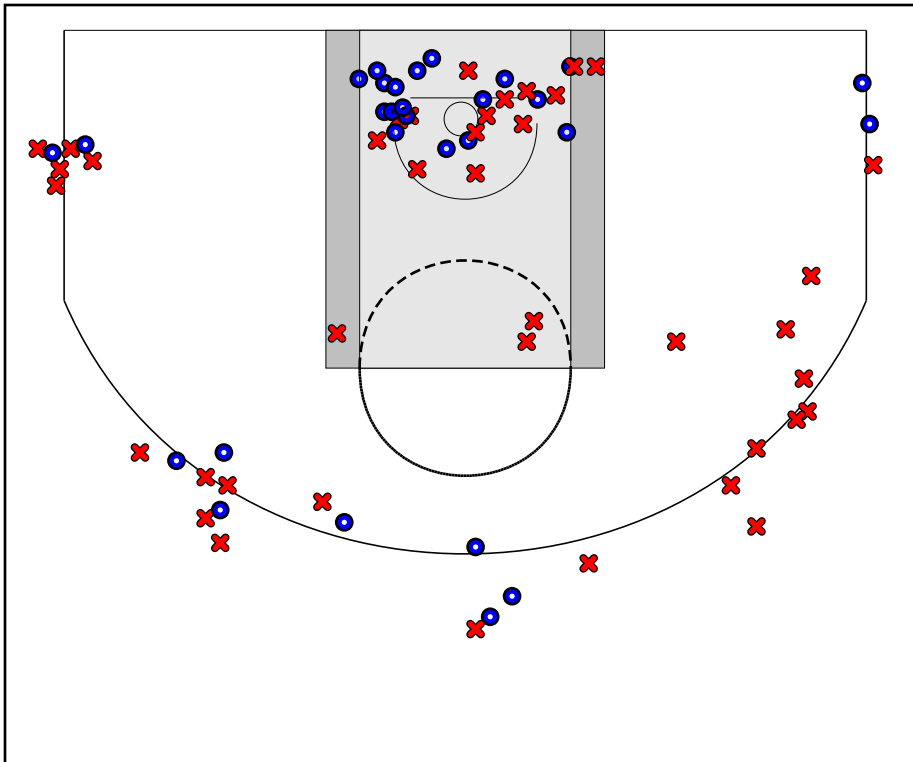
#	Name	G	MIN	FGM	FGA	FG%	2PM	2PA	2P%	3PM	3PA	3P%	FTM	FTA	FT%	OREB	DREB	REB	AST	STL	BLK	DEF	TO	PF	CHG	PM	PTS
0	Lonnie Perry	0	0	0	0	.000	0	0	.000	0	0	.000	0	0	.000	0	0	0	0	0	0	0	0	0	0	0	0
1	Lemeire Talley	0	0	0	0	.000	0	0	.000	0	0	.000	0	0	.000	0	0	0	0	0	0	0	0	0	0	0	0
4	Mike Ringold	0	0	0	0	.000	0	0	.000	0	0	.000	0	0	.000	0	0	0	0	0	0	0	0	0	0	0	0
10	Dakuan Davis	1	0	9	19	.474	7	13	.538	2	6	.333	3	5	.600	0	6	6	11	2	0	2	1	3	0	-3	23
11	Matt Griffin	0	0	0	0	.000	0	0	.000	0	0	.000	0	0	.000	0	0	0	0	0	0	0	0	0	0	0	0
12	JD Feenane	1	0	4	11	.364	4	9	.444	0	2	.000	0	0	.000	0	2	2	2	2	0	0	1	2	0	-3	8
15	James Morene	1	0	6	9	.667	6	8	.750	0	1	.000	2	4	.500	3	9	12	2	0	1	2	0	1	0	-3	14
	TEAM	1	0	11	27	.407	1	3	.333	10	24	.417	0	0	.000	3	7	10	4	4	2	3	0	6	0	0	32
	TOTALS	1	0	30	66	.455	18	33	.545	12	33	.364	5	9	.556	6	24	30	19	8	3	7	2	12	0	-3	77



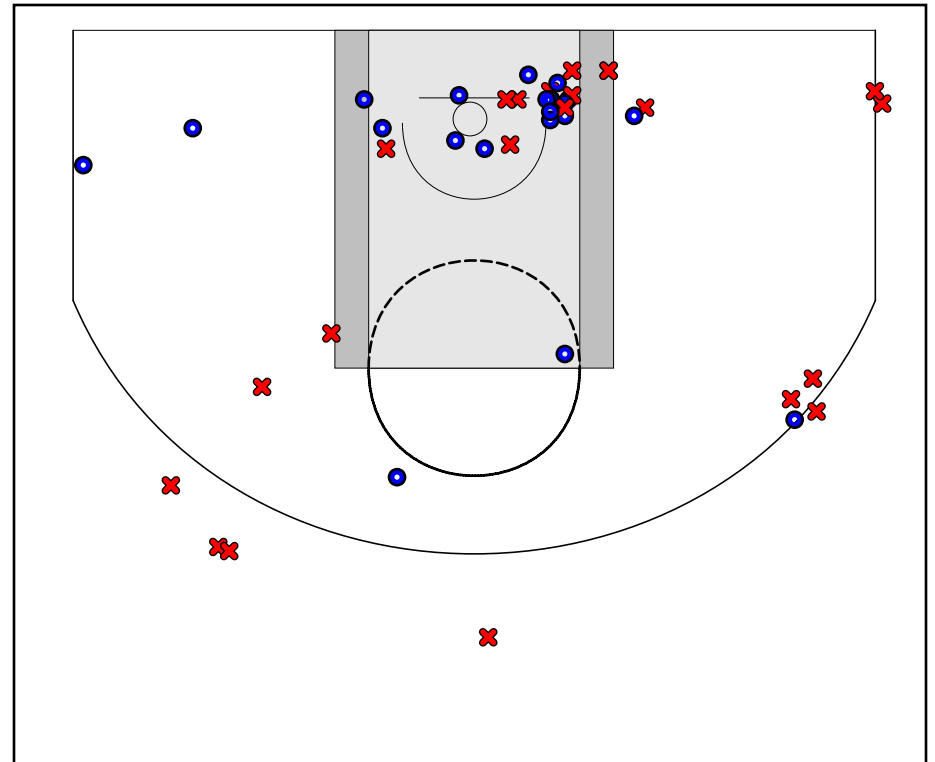
Game Summary Comparison

Statistic	Baby Blue	Purple
Points	80	77
<i>Field Goals</i>	29 / 69	30 / 66
<i>2 Point</i>	18 / 36	18 / 33
<i>3 Point</i>	11 / 33	12 / 33
<i>Free Throws</i>	11 / 19	5 / 9
Assists	19	19
Rebounds	50	30
<i>Offensive</i>	17	6
<i>Defensive</i>	33	24
Blocks	1	3
Steals	2	8
Deflections	2	7
Turnovers	8	2
Charges Taken	0	0
Personal Fouls	9	12

Baby Blue



Purple



Baby Blue Turnovers

Period	Clock	Player	Turnover Type
1st Period	0:00	#0 Danny D	Other
1st Period	0:00	#15 Matt Simon	Other
1st Period	0:00	#0 Danny D	Other
1st Period	0:00	#15 Matt Simon	Other
1st Period	0:00	#0 John Dever Jr	Other
1st Period	0:00	#0 Danny D	Other
1st Period	0:00	#0 Danny D	Other

Baby Blue Fouls

Period	Clock	Player	Foul
1st Period	0:00	#0 John Dever Jr	Other (Off)
1st Period	0:00	#0 John Dever Jr	Other (Def)
1st Period	0:00	#0 Mike Mcdevitt	Other (Def)
2nd Period	0:00	#15 Matt Simon	Other (Def)
2nd Period	0:00	#0 John Dever Jr	Other (Def)
2nd Period	0:00	#0 Mike Mcdevitt	Other (Def)
2nd Period	0:00	#0 Danny D	Other (Def)
2nd Period	0:00	#0 Danny D	Other (Def)
2nd Period	0:00	#15 Matt Simon	Other (Def)

Purple Turnovers

Period	Clock	Player	Turnover Type
1st Period	0:00	#10 Dakuan Davis	Other
1st Period	0:00	#12 JD Feenane	Other

Purple Fouls

Period	Clock	Player	Foul
1st Period	0:00	The team	Other (Def)
2nd Period	0:00	#12 JD Feenane	Other (Def)
2nd Period	0:00	The team	Other (Def)
2nd Period	0:00	The team	Other (Def)
2nd Period	0:00	#15 James Morene	Other (Def)
2nd Period	0:00	#10 Dakuan Davis	Other (Def)
2nd Period	0:00	The team	Other (Def)
2nd Period	0:00	The team	Other (Def)
2nd Period	0:00	#12 JD Feenane	Other (Def)
2nd Period	0:00	The team	Other (Def)
2nd Period	0:00	#10 Dakuan Davis	Other (Def)
2nd Period	0:00	#10 Dakuan Davis	Other (Def)