

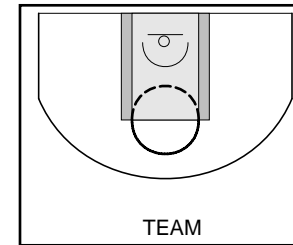
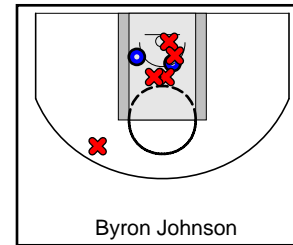
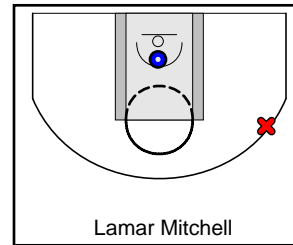
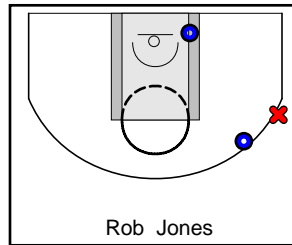
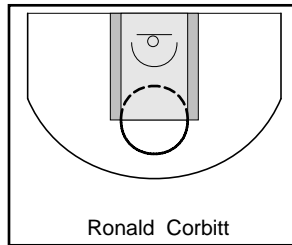
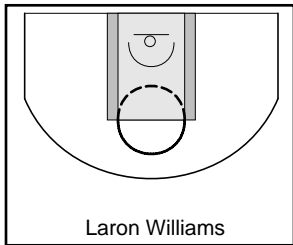
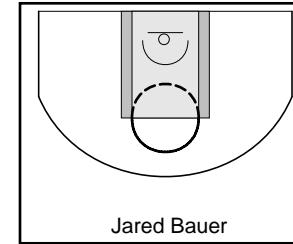

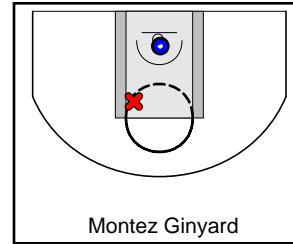
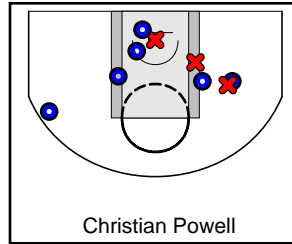
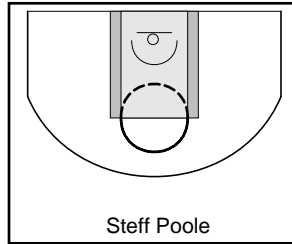
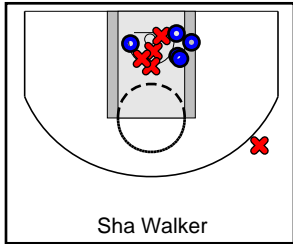
# Anthony NAVY BLUE

5/25/17 Anthony NAVY BLUE at Sidebotham GREEN

	1	2	T
Anthony NAVY	13	27	40
Sidebotham	30	12	42



#	Name	G	MIN	FGM	FGA	FG%	2PM	2PA	2P%	3PM	3PA	3P%	FTM	FTA	FT%	OREB	DREB	REB	AST	STL	BLK	DEF	TO	PF	CHG	PM	PTS
0	Sha Walker	1	0	5	10	.500	5	9	.556	0	1	.000	2	4	.500	1	2	3	0	1	0	1	1	1	0	5	12
0	Steff Poole	0	0	0	0	.000	0	0	.000	0	0	.000	0	0	.000	0	0	0	0	0	0	0	0	0	0	0	0
0	Christian Powell	1	0	6	9	.667	5	8	.625	1	1	1.000	0	4	.000	2	3	5	1	3	0	0	4	0	0	-2	13
3	Montez Ginyard	1	0	1	2	.500	1	2	.500	0	0	.000	0	0	.000	0	1	1	0	0	0	1	0	1	0	-8	2
4	Chris Anthony	1	0	0	6	.000	0	5	.000	0	1	.000	0	0	.000	0	0	0	2	1	0	0	1	0	0	-10	0
5	Jared Bauer	1	0	0	0	.000	0	0	.000	0	0	.000	0	0	.000	0	0	0	0	0	0	0	1	3	0	-9	0
10	Laron Williams	0	0	0	0	.000	0	0	.000	0	0	.000	0	0	.000	0	0	0	0	0	0	0	0	0	0	0	0
11	Ronald Corbitt	0	0	0	0	.000	0	0	.000	0	0	.000	0	0	.000	0	0	0	0	0	0	0	0	0	0	0	0
12	Rob Jones	1	0	2	3	.667	1	1	1.000	1	2	.500	0	0	.000	0	1	1	0	1	0	0	2	0	0	3	5
13	Lamar Mitchell	1	0	1	2	.500	1	1	1.000	0	1	.000	1	3	.333	0	2	2	1	0	1	0	1	4	0	3	3
14	Byron Johnson	1	0	2	7	.286	2	6	.333	0	1	.000	1	5	.200	5	3	8	0	2	1	0	0	3	0	8	5
	TEAM	1	0	0	0	.000	0	0	.000	0	0	.000	0	0	.000	0	2	2	0	0	0	0	0	0	0	0	0
	<b>TOTALS</b>	<b>1</b>	<b>0</b>	<b>17</b>	<b>39</b>	<b>.436</b>	<b>15</b>	<b>32</b>	<b>.469</b>	<b>2</b>	<b>7</b>	<b>.286</b>	<b>4</b>	<b>16</b>	<b>.250</b>	<b>8</b>	<b>14</b>	<b>22</b>	<b>4</b>	<b>8</b>	<b>2</b>	<b>2</b>	<b>10</b>	<b>12</b>	<b>0</b>	<b>-2</b>	<b>40</b>



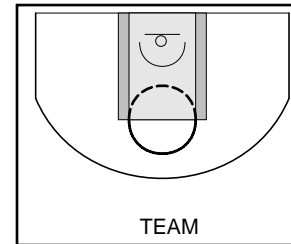
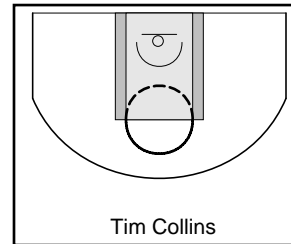
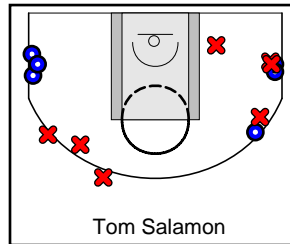
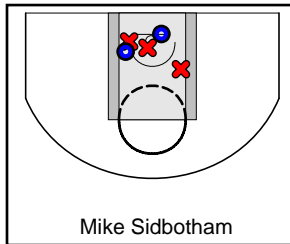
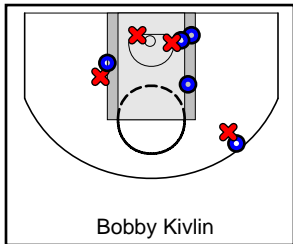
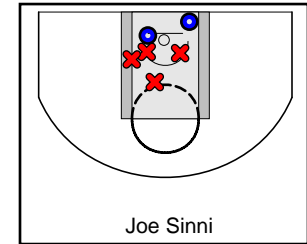
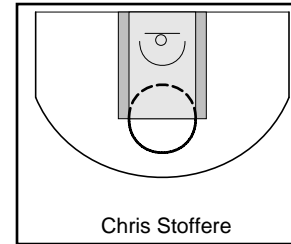
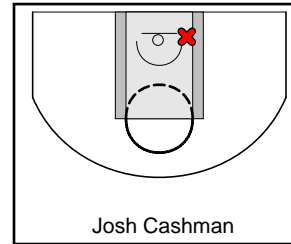
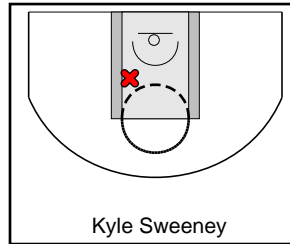
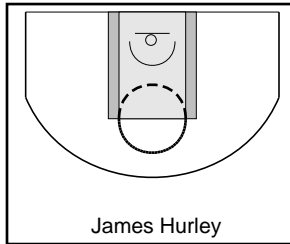
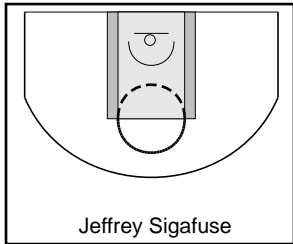
# Sidebotham GREEN

5/25/17 Anthony NAVY BLUE at Sidebotham GREEN

	1	2	T
Anthony NAVY	13	27	40
Sidebotham	30	12	42



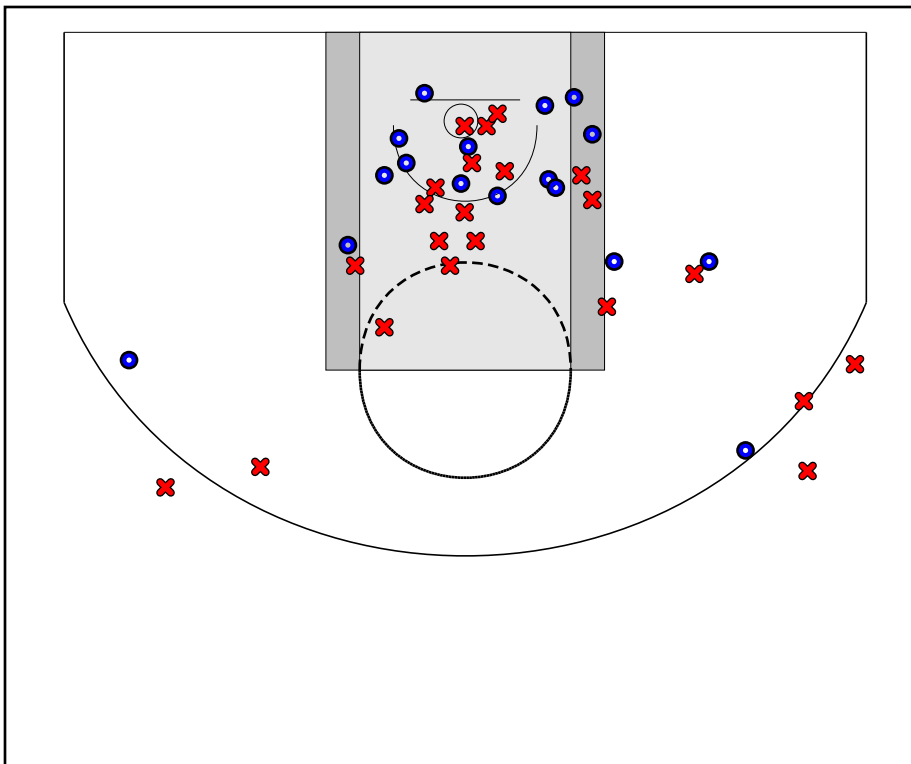
#	Name	G	MIN	FGM	FGA	FG%	2PM	2PA	2P%	3PM	3PA	3P%	FTM	FTA	FT%	OREB	DREB	REB	AST	STL	BLK	DEF	TO	PF	CHG	PM	PTS
0	Jeffrey Sigafuse	0	0	0	0	.000	0	0	.000	0	0	.000	0	0	.000	0	0	0	0	0	0	0	0	0	0	0	0
0	James Hurley	1	0	0	0	.000	0	0	.000	0	0	.000	0	0	.000	0	0	0	0	0	0	0	0	2	0	3	0
0	Kyle Sweeney	1	0	0	1	.000	0	1	.000	0	0	.000	0	0	.000	0	1	1	1	0	0	0	0	2	0	5	0
0	Josh Cashman	1	0	0	1	.000	0	1	.000	0	0	.000	0	0	.000	1	0	1	0	1	0	0	2	0	0	-12	0
3	Chris Stoffere	0	0	0	0	.000	0	0	.000	0	0	.000	0	0	.000	0	0	0	0	0	0	0	0	0	0	0	0
4	Joe Sinni	1	0	2	6	.333	2	6	.333	0	0	.000	2	3	.667	0	2	2	2	2	0	0	1	2	0	0	6
10	Bobby Kivlin	1	0	5	9	.556	4	7	.571	1	2	.500	2	4	.500	0	1	1	1	0	0	0	3	3	0	12	13
11	Mike Sidbotham	1	0	2	5	.400	2	5	.400	0	0	.000	1	1	1.000	1	3	4	1	2	0	0	5	1	0	1	5
15	Tom Salamon	1	0	6	13	.462	0	1	.000	6	12	.500	0	0	.000	0	2	2	1	0	1	0	0	2	0	2	18
21	Tim Collins	0	0	0	0	.000	0	0	.000	0	0	.000	0	0	.000	0	0	0	0	0	0	0	0	0	0	0	0
	TEAM	1	0	0	0	.000	0	0	.000	0	0	.000	0	0	.000	0	5	5	0	0	0	0	0	0	0	0	0
	<b>TOTALS</b>	<b>1</b>	<b>0</b>	<b>15</b>	<b>35</b>	<b>.429</b>	<b>8</b>	<b>21</b>	<b>.381</b>	<b>7</b>	<b>14</b>	<b>.500</b>	<b>5</b>	<b>8</b>	<b>.625</b>	<b>2</b>	<b>14</b>	<b>16</b>	<b>6</b>	<b>5</b>	<b>1</b>	<b>0</b>	<b>11</b>	<b>12</b>	<b>0</b>	<b>2</b>	<b>42</b>



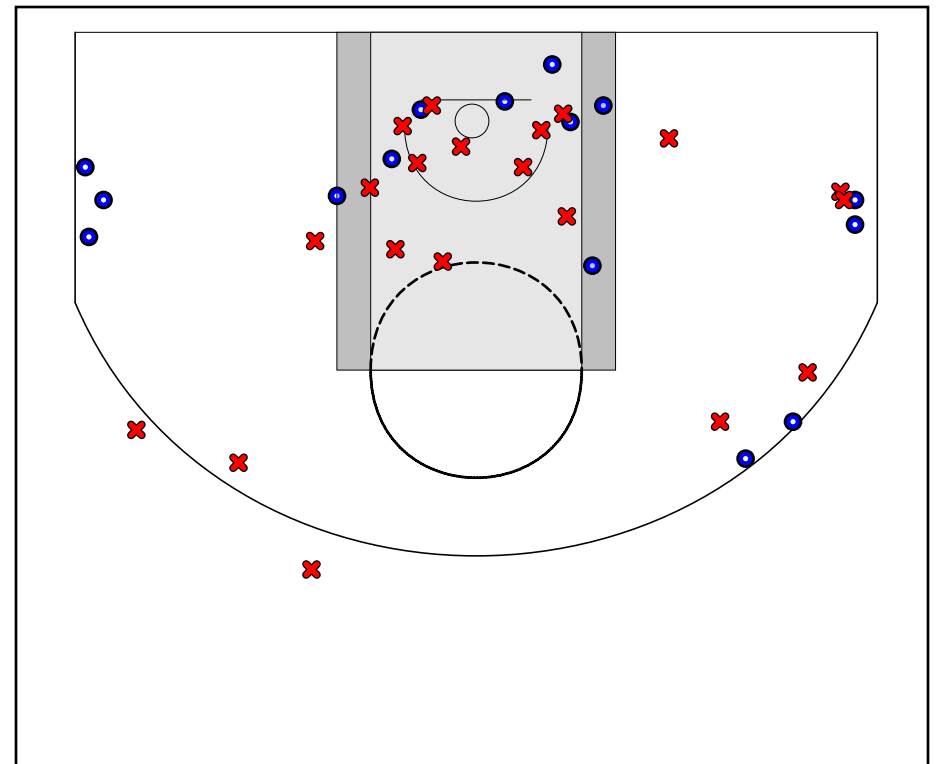
## Game Summary Comparison

Statistic	Anthony NAVY BLUE	Sidebotham GREEN
Points	40	42
<i>Field Goals</i>	17 / 39	15 / 35
<i>2 Point</i>	15 / 32	8 / 21
<i>3 Point</i>	2 / 7	7 / 14
<i>Free Throws</i>	4 / 16	5 / 8
Assists	4	6
Rebounds	22	16
<i>Offensive</i>	8	2
<i>Defensive</i>	14	14
Blocks	2	1
Steals	8	5
Deflections	2	0
Turnovers	10	11
Charges Taken	0	0
Personal Fouls	12	12

Anthony NAVY BLUE



Sidebotham GREEN



### Anthony NAVY BLUE Turnovers

Period	Clock	Player	Turnover Type
1st Period	0:00	#12 Rob Jones	Other
1st Period	0:00	#5 Jared Bauer	Other
1st Period	0:00	#4 Chris Anthony	Other
1st Period	0:00	#13 Lamar Mitchell	Other
1st Period	0:00	#0 Christian Powell	Other
2nd Period	0:00	#12 Rob Jones	Other
2nd Period	0:00	#0 Christian Powell	Other
2nd Period	0:00	#0 Christian Powell	Other
2nd Period	0:00	#0 Christian Powell	Other
2nd Period	0:00	#0 Sha Walker	Other

### Anthony NAVY BLUE Fouls

Period	Clock	Player	Foul
1st Period	0:00	#5 Jared Bauer	Other (Tech)
1st Period	0:00	#5 Jared Bauer	Other (Def)
1st Period	0:00	#5 Jared Bauer	Other (Def)
1st Period	0:00	#14 Byron Johnson	Other (Def)
2nd Period	0:00	#13 Lamar Mitchell	Other (Def)
2nd Period	0:00	#0 Sha Walker	Other (Def)
2nd Period	0:00	#13 Lamar Mitchell	Other (Def)
2nd Period	0:00	#14 Byron Johnson	Other (Def)
2nd Period	0:00	#13 Lamar Mitchell	Other (Def)
2nd Period	0:00	#14 Byron Johnson	Other (Def)
2nd Period	0:00	#13 Lamar Mitchell	Other (Def)
2nd Period	0:00	#3 Montez Ginyard	Other (Def)

### Sidebotham GREEN Turnovers

Period	Clock	Player	Turnover Type
1st Period	0:00	#11 Mike Sidbotham	Other
1st Period	0:00	#10 Bobby Kivlin	Other
2nd Period	0:00	#4 Joe Sinni	Other
2nd Period	0:00	#11 Mike Sidbotham	Other
2nd Period	0:00	#0 Josh Cashman	Other
2nd Period	0:00	#11 Mike Sidbotham	Other
2nd Period	0:00	#11 Mike Sidbotham	Other
2nd Period	0:00	#0 Josh Cashman	Other
2nd Period	0:00	#10 Bobby Kivlin	Other
2nd Period	0:00	#10 Bobby Kivlin	Other
2nd Period	0:00	#11 Mike Sidbotham	Other

### Sidebotham GREEN Fouls

Period	Clock	Player	Foul
1st Period	0:00	#0 James Hurley	Other (Def)
1st Period	0:00	#0 Kyle Sweeney	Other (Def)
1st Period	0:00	#11 Mike Sidbotham	Other (Def)
1st Period	0:00	#0 Kyle Sweeney	Other (Def)
1st Period	0:00	#4 Joe Sinni	Other (Def)
2nd Period	0:00	#10 Bobby Kivlin	Other (Def)
2nd Period	0:00	#15 Tom Salamon	Other (Def)
2nd Period	0:00	#10 Bobby Kivlin	Other (Def)
2nd Period	0:00	#4 Joe Sinni	Other (Def)
2nd Period	0:00	#15 Tom Salamon	Other (Def)
2nd Period	0:00	#0 James Hurley	Other (Def)
2nd Period	0:00	#10 Bobby Kivlin	Other (Def)