

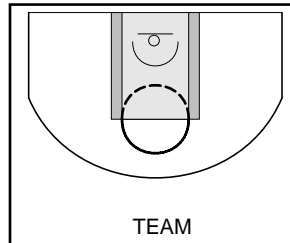
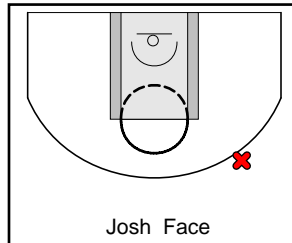
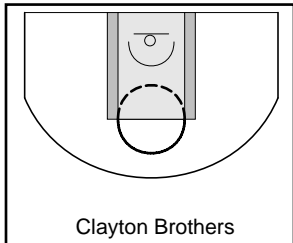
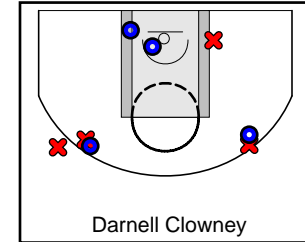
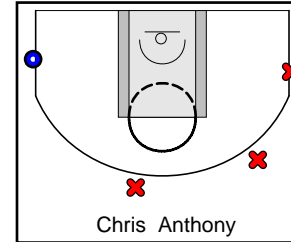
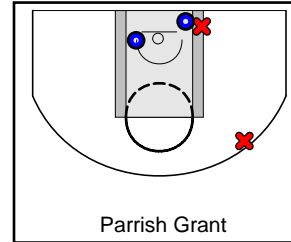
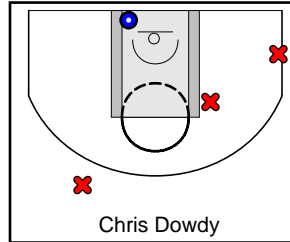
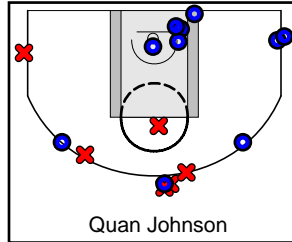
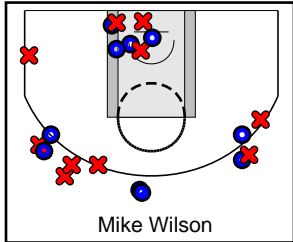
Black

5/24/18 Black at Texas Orange

	1	OT1	T
Black	33	43	76
Texas Orange	25	31	56



#	Name	G	MIN	FGM	FGA	FG%	2PM	2PA	2P%	3PM	3PA	3P%	FTM	FTA	FT%	OREB	DREB	REB	AST	STL	BLK	DEF	TO	PF	CHG	PM	PTS
0	Mike Wilson	1	0	10	20	.500	4	7	.571	6	13	.462	4	5	.800	4	5	9	4	6	0	0	0	3	0	20	30
0	Quan Johnson	1	0	10	16	.625	5	6	.833	5	10	.500	2	3	.667	1	3	4	2	1	1	0	1	2	0	20	27
3	Chris Dowdy	1	0	1	4	.250	1	2	.500	0	2	.000	0	0	.000	1	2	3	4	0	0	3	3	1	0	9	2
4	Parrish Grant	1	0	2	4	.500	2	3	.667	0	1	.000	0	0	.000	1	2	3	5	2	1	0	0	0	0	24	4
5	Chris Anthony	1	0	1	4	.250	0	0	.000	1	4	.250	0	0	.000	0	2	2	1	0	0	1	1	0	0	3	3
10	Darnell Clowney	1	0	4	8	.500	2	3	.667	2	5	.400	0	0	.000	1	1	2	1	0	0	0	1	2	0	12	10
13	Clayton Brothers	0	0	0	0	.000	0	0	.000	0	0	.000	0	0	.000	0	0	0	0	0	0	0	0	0	0	0	0
15	Josh Face	1	0	0	1	.000	0	0	.000	0	1	.000	0	0	.000	0	1	1	0	1	0	1	2	4	0	12	0
	TEAM	1	0	0	0	.000	0	0	.000	0	0	.000	0	0	.000	1	4	5	0	0	0	0	0	0	0	0	0
	TOTALS	1	0	28	57	.491	14	21	.667	14	36	.389	6	8	.750	9	20	29	17	10	2	5	8	12	0	20	76



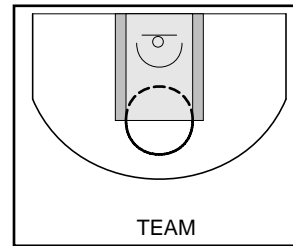
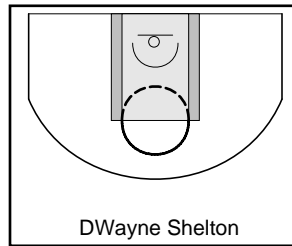

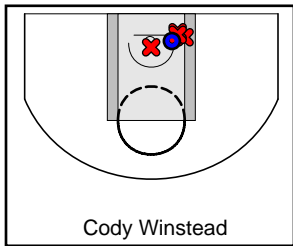
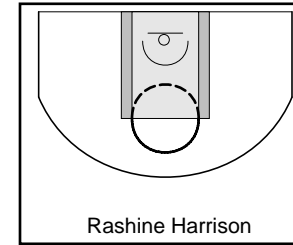

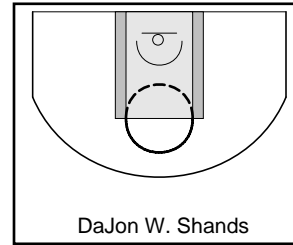
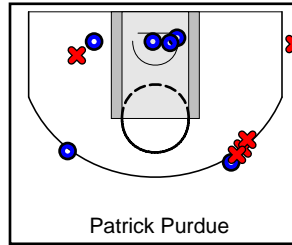
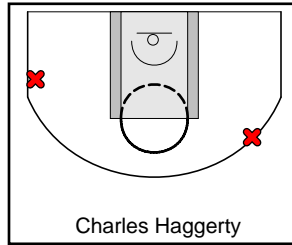
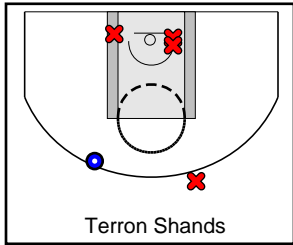
Texas Orange

5/24/18 Black at Texas Orange

	1	OT1	T
Black	33	43	76
Texas Orange	25	31	56



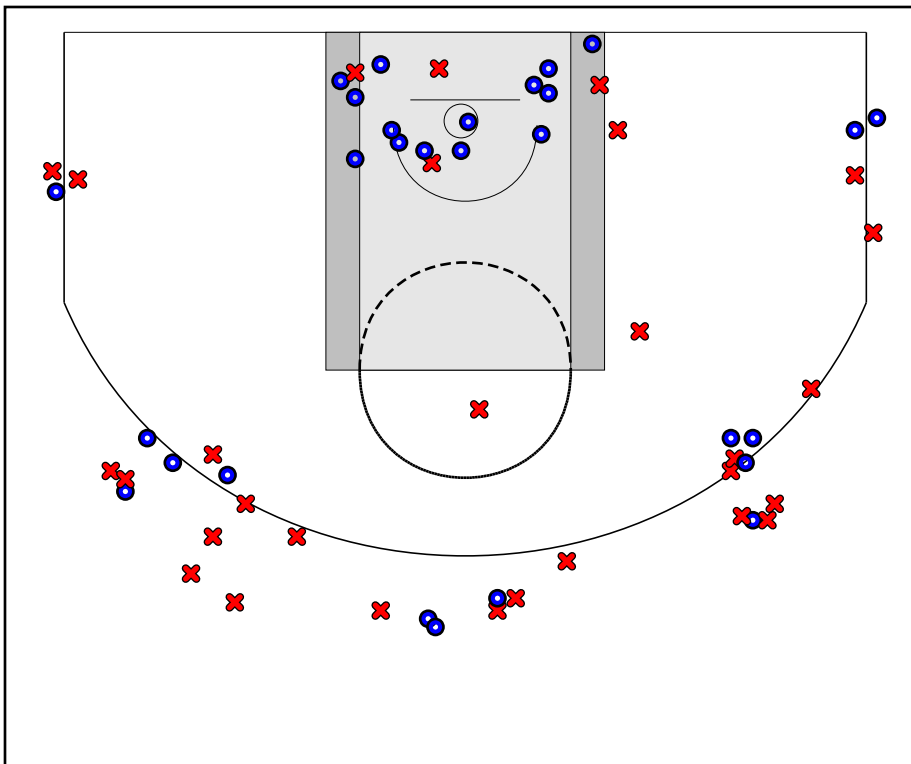
#	Name	G	MIN	FGM	FGA	FG%	2PM	2PA	2P%	3PM	3PA	3P%	FTM	FTA	FT%	OREB	DREB	REB	AST	STL	BLK	DEF	TO	PF	CHG	PM	PTS
3	Terron Shands	1	0	1	5	.200	0	3	.000	1	2	.500	2	2	1.000	0	1	1	6	0	0	0	7	0	0	-20	5
4	Charles Haggerty	1	0	0	2	.000	0	0	.000	0	2	.000	0	0	.000	0	0	0	0	0	0	0	2	0	0	-8	0
5	Patrick Purdue	1	0	6	11	.545	4	5	.800	2	6	.333	0	0	.000	2	8	10	1	1	0	0	4	4	0	-20	14
10	DaJon W. Shands	0	0	0	0	.000	0	0	.000	0	0	.000	0	0	.000	0	0	0	0	0	0	0	0	0	0	0	0
11	Nesir Matthews	1	0	6	13	.462	2	6	.333	4	7	.571	0	0	.000	0	4	4	0	1	0	0	1	0	0	-12	16
12	Rashine Harrison	0	0	0	0	.000	0	0	.000	0	0	.000	0	0	.000	0	0	0	0	0	0	0	0	0	0	0	0
13	Cody Winstead	1	0	1	5	.200	1	5	.200	0	0	.000	0	0	.000	3	2	5	1	2	0	1	2	3	0	-20	2
14	Omar Williams	1	0	5	10	.500	5	10	.500	0	0	.000	9	12	.750	3	8	11	2	0	3	0	1	0	0	-20	19
22	DWayne Shelton	0	0	0	0	.000	0	0	.000	0	0	.000	0	0	.000	0	0	0	0	0	0	0	0	0	0	0	0
	TEAM	0	0	0	0	.000	0	0	.000	0	0	.000	0	0	.000	0	0	0	0	0	0	0	0	0	0	0	0
	TOTALS	1	0	19	46	.413	12	29	.414	7	17	.412	11	14	.786	8	23	31	10	4	3	1	17	7	0	-20	56



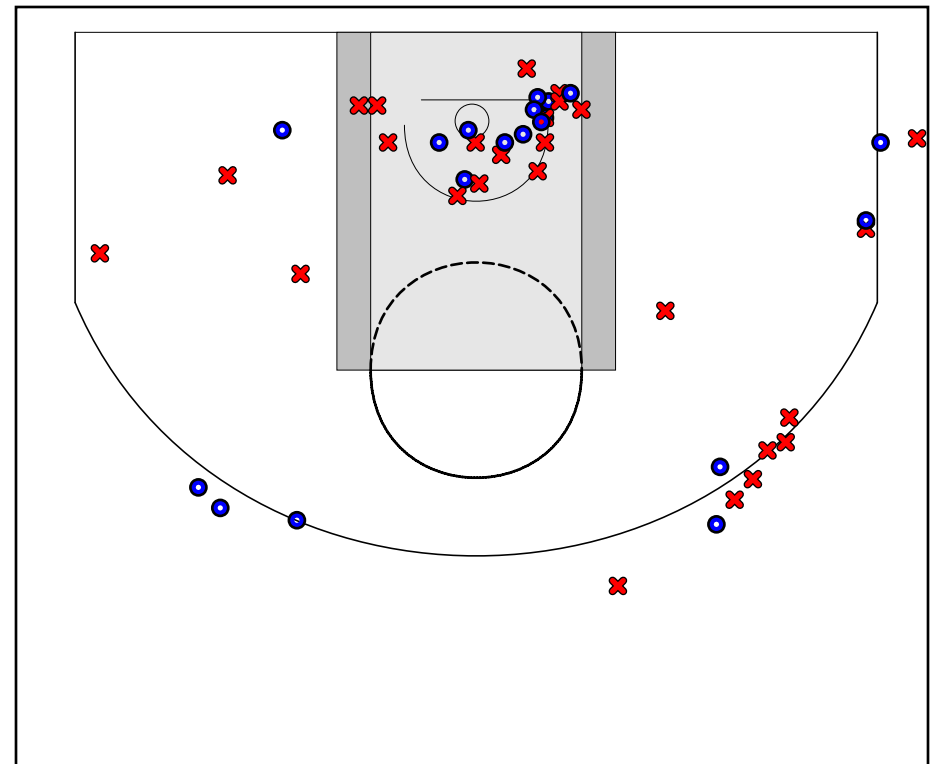
Game Summary Comparison

Statistic	Black	Texas Orange
Points	76	56
<i>Field Goals</i>	28 / 57	19 / 46
<i>2 Point</i>	14 / 21	12 / 29
<i>3 Point</i>	14 / 36	7 / 17
<i>Free Throws</i>	6 / 8	11 / 14
Assists	17	10
Rebounds	29	31
<i>Offensive</i>	9	8
<i>Defensive</i>	20	23
Blocks	2	3
Steals	10	4
Deflections	5	1
Turnovers	8	17
Charges Taken	0	0
Personal Fouls	12	7

Black



Texas Orange



x

Black Turnovers

Period	Clock	Player	Turnover Type
1st Period	0:00	#5 Chris Anthony	Other
1st Period	0:00	#3 Chris Dowdy	Other
1st Period	0:00	#3 Chris Dowdy	Other
1st Period	0:00	#15 Josh Face	Other
1st Period	0:00	#0 Quan Johnson	Other
2nd Period	0:00	#3 Chris Dowdy	Other
2nd Period	0:00	#15 Josh Face	Other
2nd Period	0:00	#10 Darnell Clowney	Other

Black Fouls

Period	Clock	Player	Foul
1st Period	0:00	#15 Josh Face	Other (Def)
1st Period	0:00	#0 Quan Johnson	Other (Def)
1st Period	0:00	#15 Josh Face	Other (Def)
1st Period	0:00	#10 Darnell Clowney	Other (Def)
1st Period	0:00	#3 Chris Dowdy	Other (Def)
1st Period	0:00	#10 Darnell Clowney	Other (Def)
1st Period	0:00	#0 Mike Wilson	Other (Def)
2nd Period	0:00	#15 Josh Face	Other (Def)
2nd Period	0:00	#15 Josh Face	Other (Def)
2nd Period	0:00	#0 Mike Wilson	Other (Def)
2nd Period	0:00	#0 Quan Johnson	Other (Def)
2nd Period	0:00	#0 Mike Wilson	Other (Def)

Texas Orange Turnovers

Period	Clock	Player	Turnover Type
1st Period	0:00	#3 Terron Shands	Other
1st Period	0:00	#13 Cody Winstead	Other
1st Period	0:00	#11 Nesir Matthews	Other
1st Period	0:00	#5 Patrick Purdue	Other
1st Period	0:00	#3 Terron Shands	Other
1st Period	0:00	#14 Omar Williams	Other
1st Period	0:00	#3 Terron Shands	Other
1st Period	0:00	#4 Charles Haggerty	Other
2nd Period	0:00	#13 Cody Winstead	Other
2nd Period	0:00	#3 Terron Shands	Other
2nd Period	0:00	#5 Patrick Purdue	Other
2nd Period	0:00	#3 Terron Shands	Other
2nd Period	0:00	#5 Patrick Purdue	Other
2nd Period	0:00	#4 Charles Haggerty	Other
2nd Period	0:00	#5 Patrick Purdue	Other
2nd Period	0:00	#3 Terron Shands	Other
2nd Period	0:00	#3 Terron Shands	Other

Texas Orange Fouls

Period	Clock	Player	Foul
1st Period	0:00	#5 Patrick Purdue	Other (Def)
1st Period	0:00	#13 Cody Winstead	Other (Def)
1st Period	0:00	#5 Patrick Purdue	Other (Def)
1st Period	0:00	#13 Cody Winstead	Other (Def)
2nd Period	0:00	#5 Patrick Purdue	Other (Def)
2nd Period	0:00	#5 Patrick Purdue	Other (Def)
2nd Period	0:00	#13 Cody Winstead	Other (Def)