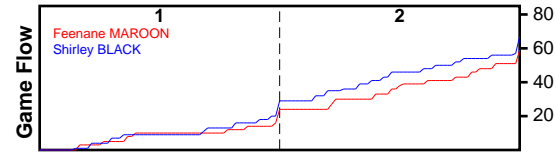


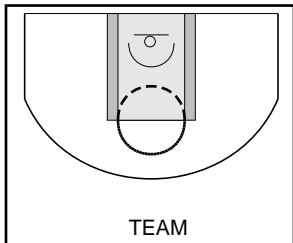
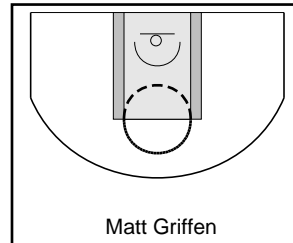
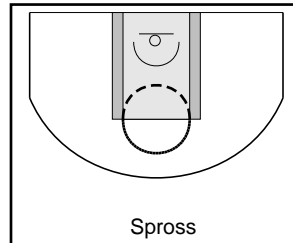
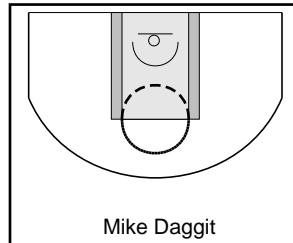
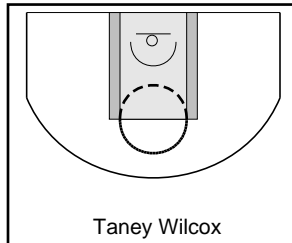
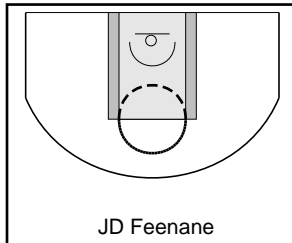
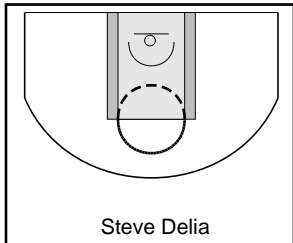
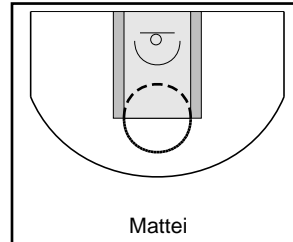
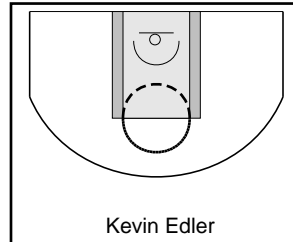
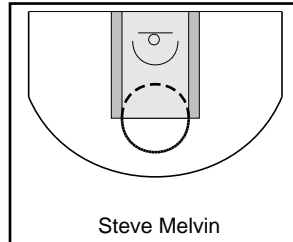
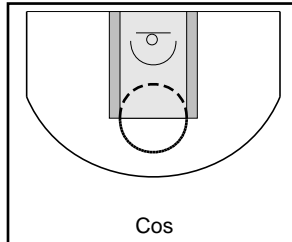
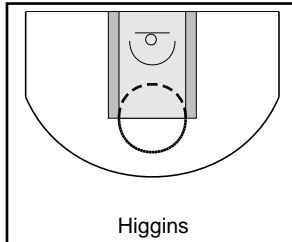
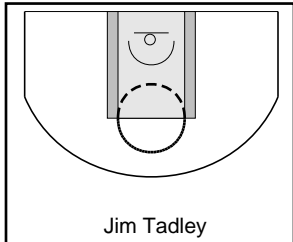
# Feenane MAROON

5/24/17 Feenane MAROON at Shirley BLACK

	1	2	T
Feenane	24	35	59
Shirley BLACK	29	38	67



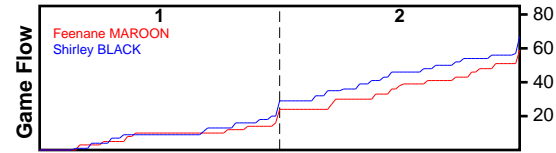
#	Name	G	MIN	FGM	FGA	FG%	2PM	2PA	2P%	3PM	3PA	3P%	FTM	FTA	FT%	OREB	DREB	REB	AST	STL	BLK	DEF	TO	PF	CHG	PM	PTS
0	Jim Tadley	0	0	0	0	.000	0	0	.000	0	0	.000	0	0	.000	0	0	0	0	0	0	0	0	0	0	0	0
0	Higgins	1	0	1	8	.125	1	7	.143	0	1	.000	0	0	.000	2	0	2	0	0	0	0	0	5	0	0	2
0	Cos	0	0	0	0	.000	0	0	.000	0	0	.000	0	0	.000	0	0	0	0	0	0	0	0	0	0	0	0
0	Steve Melvin	1	0	0	0	.000	0	0	.000	0	0	.000	0	0	.000	0	0	0	0	0	0	0	0	1	0	0	0
0	Kevin Edler	0	0	0	0	.000	0	0	.000	0	0	.000	0	0	.000	0	0	0	0	0	0	0	0	0	0	0	0
1	Mattei	1	40	0	0	.000	0	0	.000	0	0	.000	0	0	.000	0	0	0	0	0	0	0	0	0	0	-8	0
3	Steve Delia	1	0	0	0	.000	0	0	.000	0	0	.000	0	0	.000	0	0	0	0	0	0	0	0	1	0	0	0
4	JD Feenane	1	40	12	27	.444	9	21	.429	3	6	.500	5	5	1.000	5	2	7	1	1	0	0	0	3	0	-8	32
5	Taney Wilcox	1	40	3	10	.300	0	3	.000	3	7	.429	0	0	.000	0	2	2	1	0	0	0	0	3	0	-8	9
10	Mike Daggit	1	40	3	7	.429	2	5	.400	1	2	.500	0	0	.000	3	1	4	0	0	1	0	0	2	0	-8	7
11	Spross	1	40	0	0	.000	0	0	.000	0	0	.000	0	0	.000	0	0	0	0	0	0	0	0	0	0	-8	0
13	Matt Griffen	1	0	3	6	.500	0	0	.000	3	6	.500	0	0	.000	1	1	2	5	0	0	0	0	0	0	0	9
	TEAM	1	0	0	0	.000	0	0	.000	0	0	.000	0	0	.000	0	4	4	0	0	0	0	0	0	0	0	0
	<b>TOTALS</b>	<b>1</b>	<b>40</b>	<b>22</b>	<b>58</b>	<b>.379</b>	<b>12</b>	<b>36</b>	<b>.333</b>	<b>10</b>	<b>22</b>	<b>.455</b>	<b>5</b>	<b>5</b>	<b>1.000</b>	<b>11</b>	<b>10</b>	<b>21</b>	<b>7</b>	<b>1</b>	<b>1</b>	<b>0</b>	<b>0</b>	<b>15</b>	<b>0</b>	<b>-8</b>	<b>59</b>



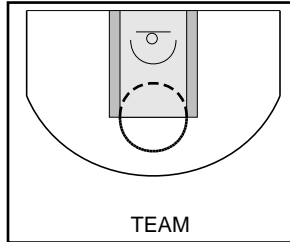
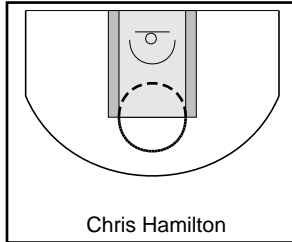
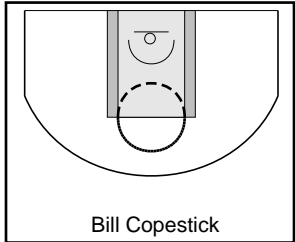
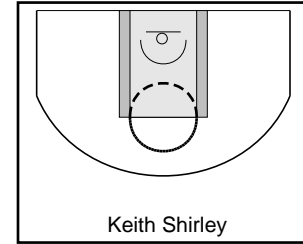
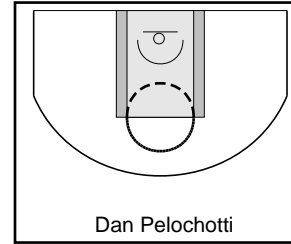
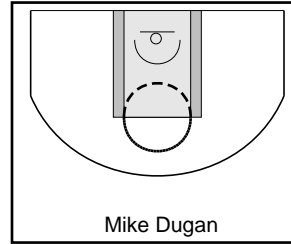
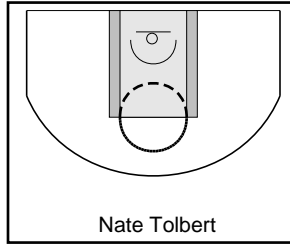
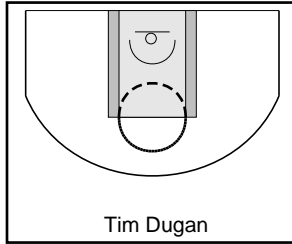
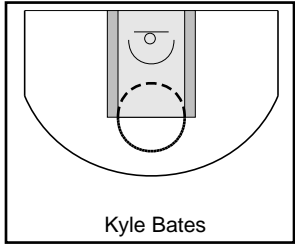
# Shirley BLACK

5/24/17 Feenane MAROON at Shirley BLACK

	1	2	T
Feenane	24	35	59
Shirley BLACK	29	38	67



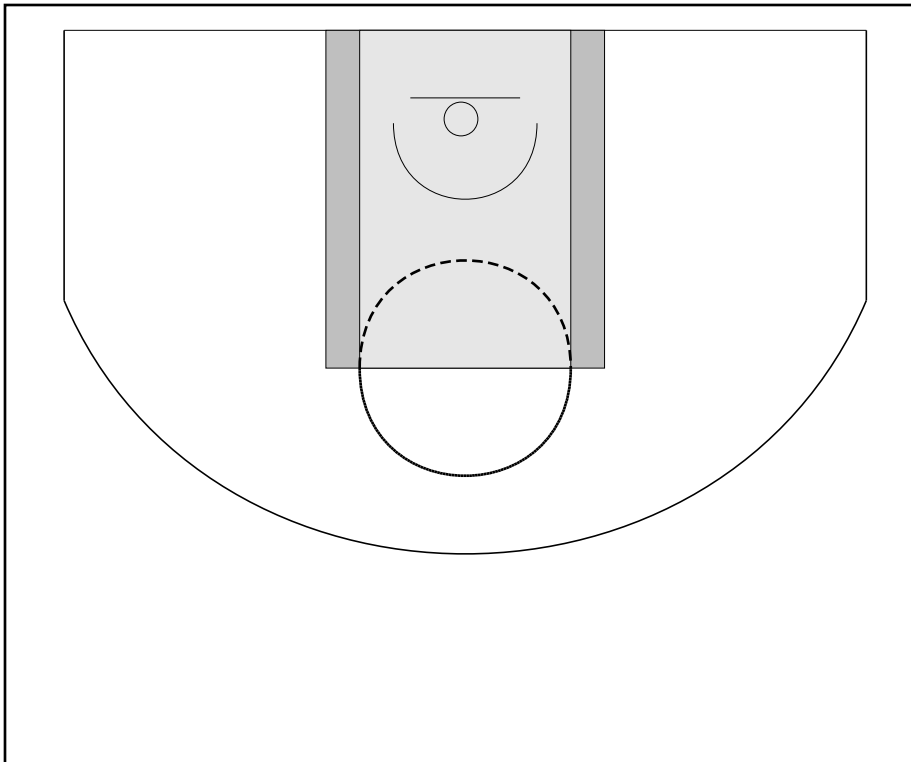
#	Name	G	MIN	FGM	FGA	FG%	2PM	2PA	2P%	3PM	3PA	3P%	FTM	FTA	FT%	OREB	DREB	REB	AST	STL	BLK	DEF	TO	PF	CHG	PM	PTS	
0	Kyle Bates	1	0	1	5	.200	0	0	.000	1	5	.200	0	0	.000	2	2	4	1	0	0	0	0	0	0	0	3	
3	Tim Dugan	1	40	3	7	.429	1	2	.500	2	5	.400	2	3	.667	0	0	0	1	3	0	0	0	0	0	0	8	10
4	Nate Tolbert	1	40	8	11	.727	6	7	.857	2	4	.500	3	4	.750	5	4	9	3	0	0	0	1	3	0	8	21	
5	Mike Dugan	1	40	5	13	.385	3	7	.429	2	6	.333	1	2	.500	1	3	4	0	0	0	0	1	1	0	8	13	
10	Dan Pelochotti	1	40	3	8	.375	3	7	.429	0	1	.000	0	1	.000	1	4	5	1	0	0	0	0	3	0	8	6	
11	Keith Shirley	1	0	4	6	.667	4	5	.800	0	1	.000	1	2	.500	1	1	2	0	1	0	0	1	1	0	0	9	
12	Bill Copestick	1	40	2	3	.667	2	2	1.000	0	1	.000	1	2	.500	0	2	2	0	1	1	0	0	1	0	8	5	
15	Chris Hamilton	0	0	0	0	.000	0	0	.000	0	0	.000	0	0	.000	0	0	0	0	0	0	0	0	0	0	0	0	
	TEAM	1	0	0	0	.000	0	0	.000	0	0	.000	0	0	.000	0	1	1	0	0	0	0	0	0	0	0	0	
	<b>TOTALS</b>	<b>1</b>	<b>40</b>	<b>26</b>	<b>53</b>	<b>.491</b>	<b>19</b>	<b>30</b>	<b>.633</b>	<b>7</b>	<b>23</b>	<b>.304</b>	<b>8</b>	<b>14</b>	<b>.571</b>	<b>10</b>	<b>17</b>	<b>27</b>	<b>6</b>	<b>5</b>	<b>1</b>	<b>0</b>	<b>3</b>	<b>9</b>	<b>0</b>	<b>8</b>	<b>67</b>	



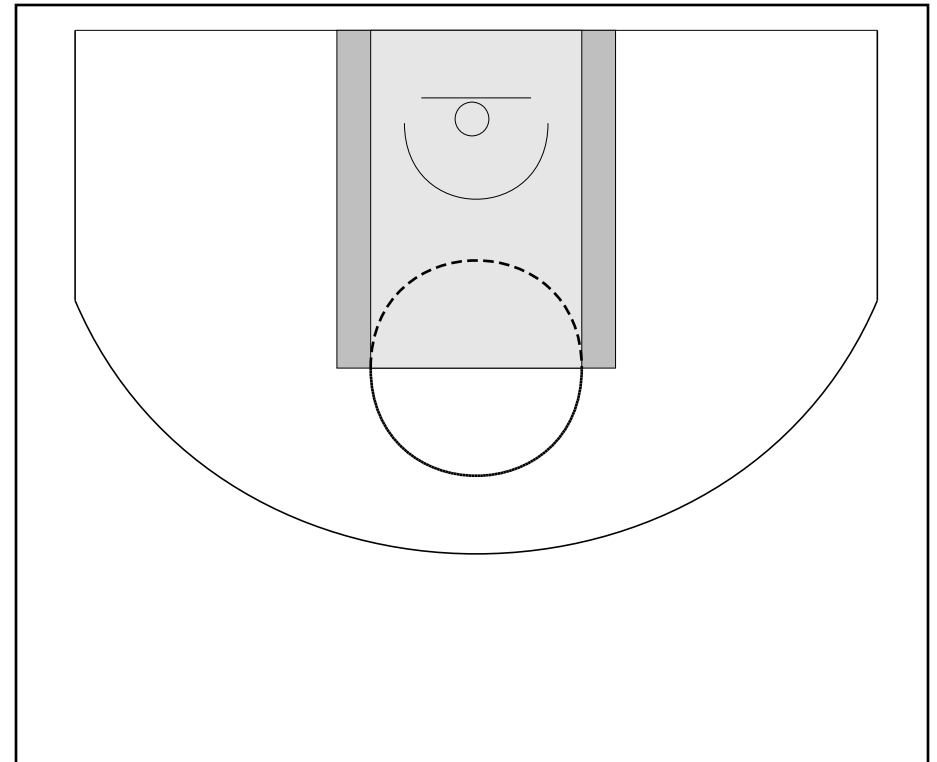
## Game Summary Comparison

Statistic	Feenane MAROON	Shirley BLACK
Points	59	67
<i>Field Goals</i>	22 / 58	26 / 53
2 Point	12 / 36	19 / 30
3 Point	10 / 22	7 / 23
<i>Free Throws</i>	5 / 5	8 / 14
Assists	7	6
Rebounds	21	27
<i>Offensive</i>	11	10
<i>Defensive</i>	10	17
Blocks	1	1
Steals	1	5
Deflections	0	0
Turnovers	0	3
Charges Taken	0	0
Personal Fouls	15	9

Feenane MAROON



Shirley BLACK



## Feenane MAROON Fouls

Period	Clock	Player	Foul
1st Period	16:53	#4 JD Feenane	Other (Def)
1st Period	6:30	#0 Steve Melvin	Other (Def)
1st Period	0:00	#0 Higgins	Other (Def)
1st Period	0:00	#0 Higgins	Other (Def)
2nd Period	14:53	#0 Higgins	Other (Def)
2nd Period	8:57	#0 Higgins	Other (Def)
2nd Period	6:13	#5 Taney Wilcox	Other (Def)
2nd Period	2:47	#0 Higgins	Other (Def)
2nd Period	0:33	#3 Steve Delia	Other (Def)
2nd Period	0:00	#5 Taney Wilcox	Other (Def)
2nd Period	0:00	#5 Taney Wilcox	Other (Def)
2nd Period	0:00	#10 Mike Daggit	Other (Def)
2nd Period	0:00	#10 Mike Daggit	Other (Def)
2nd Period	0:00	#4 JD Feenane	Other (Def)
2nd Period	0:00	#4 JD Feenane	Other (Def)

### Shirley BLACK Turnovers

Period	Clock	Player	Turnover Type
1st Period	19:00	#4 Nate Tolbert	Other
2nd Period	3:23	#11 Keith Shirley	Other
2nd Period	0:00	#5 Mike Dugan	Other

### Shirley BLACK Fouls

Period	Clock	Player	Foul
1st Period	18:06	#4 Nate Tolbert	Other (Def)
1st Period	14:51	#10 Dan Pelochotti	Other (Def)
1st Period	3:04	#5 Mike Dugan	Other (Def)
1st Period	0:00	#4 Nate Tolbert	Other (Def)
2nd Period	12:42	#10 Dan Pelochotti	Other (Def)
2nd Period	9:59	#10 Dan Pelochotti	Other (Def)
2nd Period	9:30	#12 Bill Copestick	Other (Def)
2nd Period	5:42	#4 Nate Tolbert	Other (Def)
2nd Period	0:01	#11 Keith Shirley	Other (Def)