

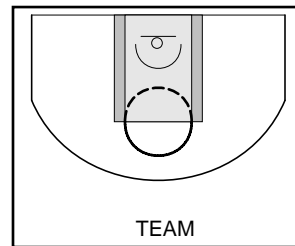
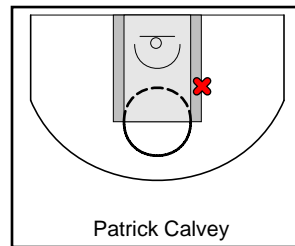
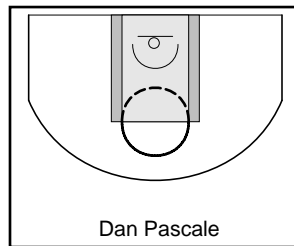
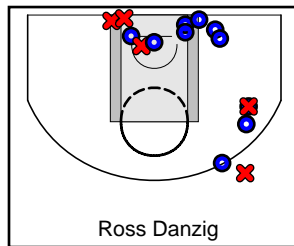
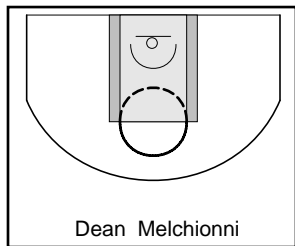
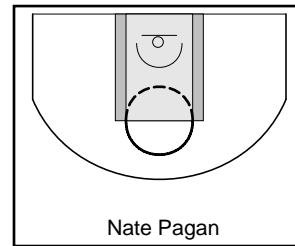
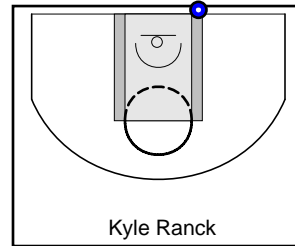
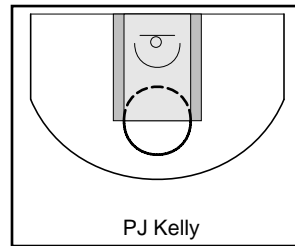
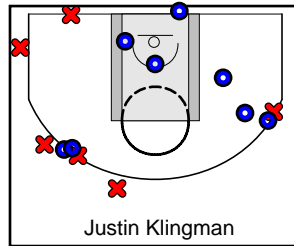
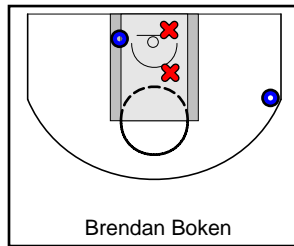
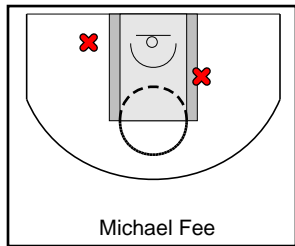
# Danzig ORANGE

5/23/17 Danzig ORANGE at Griffin MAROON

|                | 1  | 2 | T  |
|----------------|----|---|----|
| Danzig ORANGE  | 62 | 0 | 62 |
| Griffin MAROON | 58 | 0 | 58 |




| # | Name            | G        | MIN      | FGM       | FGA       | FG%         | 2PM       | 2PA       | 2P%         | 3PM      | 3PA       | 3P%         | FTM       | FTA       | FT%         | OREB     | DREB      | REB       | AST       | STL      | BLK      | DEF      | TO        | PF        | CHG      | PM       | PTS       |
|---|-----------------|----------|----------|-----------|-----------|-------------|-----------|-----------|-------------|----------|-----------|-------------|-----------|-----------|-------------|----------|-----------|-----------|-----------|----------|----------|----------|-----------|-----------|----------|----------|-----------|
| 0 | Michael Fee     | 1        | 0        | 0         | 2         | .000        | 0         | 2         | .000        | 0        | 0         | .000        | 0         | 0         | .000        | 0        | 0         | 0         | 0         | 0        | 0        | 0        | 2         | 1         | 0        | 1        | 0         |
| 0 | Brendan Boken   | 1        | 0        | 2         | 4         | .500        | 1         | 3         | .333        | 1        | 1         | 1.000       | 0         | 0         | .000        | 0        | 1         | 1         | 2         | 1        | 0        | 0        | 5         | 6         | 0        | -7       | 5         |
| 0 | Justin Klingman | 1        | 0        | 8         | 16        | .500        | 4         | 6         | .667        | 4        | 10        | .400        | 4         | 4         | 1.000       | 0        | 3         | 3         | 0         | 0        | 0        | 3        | 5         | 1         | 0        | 1        | 24        |
| 0 | PJ Kelly        | 0        | 0        | 0         | 0         | .000        | 0         | 0         | .000        | 0        | 0         | .000        | 0         | 0         | .000        | 0        | 0         | 0         | 0         | 0        | 0        | 0        | 0         | 0         | 0        | 0        | 0         |
| 0 | Kyle Ranck      | 1        | 0        | 1         | 1         | 1.000       | 1         | 1         | 1.000       | 0        | 0         | .000        | 1         | 2         | .500        | 0        | 4         | 4         | 1         | 0        | 0        | 0        | 1         | 0         | 0        | 15       | 3         |
| 0 | Nate Pagan      | 0        | 0        | 0         | 0         | .000        | 0         | 0         | .000        | 0        | 0         | .000        | 0         | 0         | .000        | 0        | 0         | 0         | 0         | 0        | 0        | 0        | 0         | 0         | 0        | 0        | 0         |
| 0 | Dean Melchionni | 0        | 0        | 0         | 0         | .000        | 0         | 0         | .000        | 0        | 0         | .000        | 0         | 0         | .000        | 0        | 0         | 0         | 0         | 0        | 0        | 0        | 0         | 0         | 0        | 0        | 0         |
| 0 | Ross Danzig     | 1        | 0        | 11        | 16        | .688        | 9         | 12        | .750        | 2        | 4         | .500        | 5         | 8         | .625        | 3        | 13        | 16        | 4         | 1        | 3        | 1        | 0         | 1         | 0        | 4        | 29        |
| 0 | Dan Pascale     | 0        | 0        | 0         | 0         | .000        | 0         | 0         | .000        | 0        | 0         | .000        | 0         | 0         | .000        | 0        | 0         | 0         | 0         | 0        | 0        | 0        | 0         | 0         | 0        | 0        | 0         |
| 0 | Patrick Calvey  | 1        | 0        | 0         | 1         | .000        | 0         | 1         | .000        | 0        | 0         | .000        | 1         | 2         | .500        | 0        | 3         | 3         | 3         | 0        | 0        | 0        | 0         | 4         | 0        | 6        | 1         |
|   | TEAM            | 1        | 0        | 0         | 0         | .000        | 0         | 0         | .000        | 0        | 0         | .000        | 0         | 0         | .000        | 0        | 3         | 3         | 0         | 0        | 0        | 0        | 0         | 0         | 0        | 0        | 0         |
|   | <b>TOTALS</b>   | <b>1</b> | <b>0</b> | <b>22</b> | <b>40</b> | <b>.550</b> | <b>15</b> | <b>25</b> | <b>.600</b> | <b>7</b> | <b>15</b> | <b>.467</b> | <b>11</b> | <b>16</b> | <b>.688</b> | <b>3</b> | <b>27</b> | <b>30</b> | <b>10</b> | <b>2</b> | <b>3</b> | <b>4</b> | <b>13</b> | <b>13</b> | <b>0</b> | <b>4</b> | <b>62</b> |



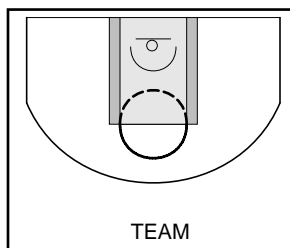
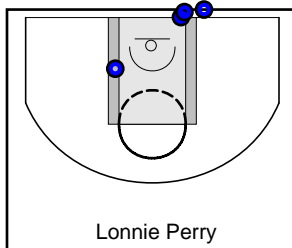
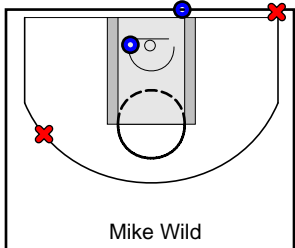
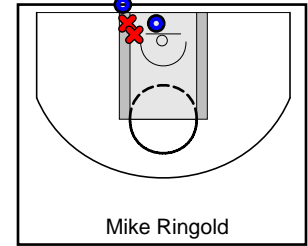
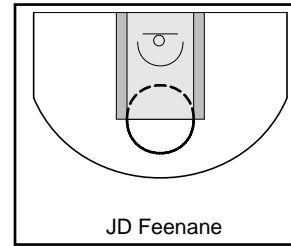
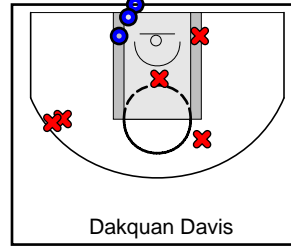
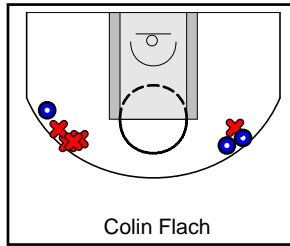
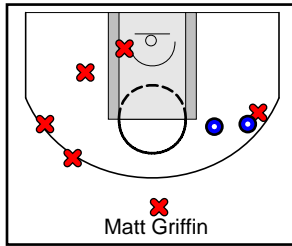
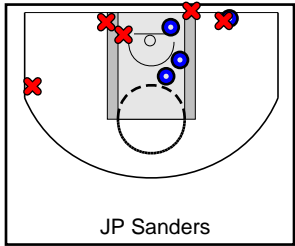
# Griffin MAROON

5/23/17 Danzig ORANGE at Griffin MAROON

|                | 1  | 2 | T  |
|----------------|----|---|----|
| Danzig ORANGE  | 62 | 0 | 62 |
| Griffin MAROON | 58 | 0 | 58 |



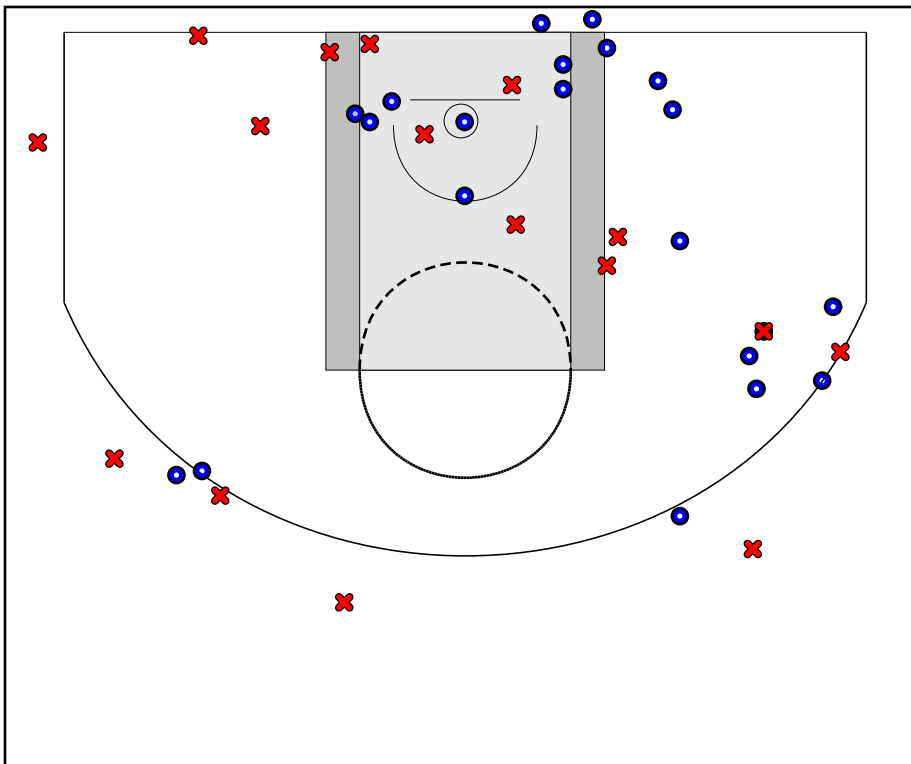
| #  | Name          | G        | MIN      | FGM       | FGA       | FG%         | 2PM       | 2PA       | 2P%         | 3PM      | 3PA       | 3P%         | FTM      | FTA       | FT%         | OREB     | DREB      | REB       | AST       | STL      | BLK      | DEF      | TO       | PF        | CHG      | PM        | PTS       |
|----|---------------|----------|----------|-----------|-----------|-------------|-----------|-----------|-------------|----------|-----------|-------------|----------|-----------|-------------|----------|-----------|-----------|-----------|----------|----------|----------|----------|-----------|----------|-----------|-----------|
| 3  | JP Sanders    | 1        | 0        | 4         | 10        | .400        | 4         | 9         | .444        | 0        | 1         | .000        | 0        | 0         | .000        | 0        | 3         | 3         | 1         | 0        | 0        | 1        | 0        | 2         | 0        | -7        | 8         |
| 4  | Matt Griffin  | 1        | 0        | 2         | 8         | .250        | 0         | 2         | .000        | 2        | 6         | .333        | 1        | 3         | .333        | 0        | 3         | 3         | 1         | 3        | 0        | 0        | 1        | 2         | 0        | -5        | 7         |
| 5  | Colin Flach   | 1        | 0        | 3         | 8         | .375        | 0         | 0         | .000        | 3        | 8         | .375        | 0        | 0         | .000        | 1        | 2         | 3         | 2         | 2        | 0        | 1        | 0        | 1         | 0        | -2        | 9         |
| 10 | Dakquan Davis | 1        | 0        | 5         | 11        | .455        | 5         | 7         | .714        | 0        | 4         | .000        | 0        | 2         | .000        | 1        | 3         | 4         | 3         | 2        | 0        | 0        | 2        | 4         | 0        | -2        | 10        |
| 11 | JD Feenane    | 0        | 0        | 0         | 0         | .000        | 0         | 0         | .000        | 0        | 0         | .000        | 0        | 0         | .000        | 0        | 0         | 0         | 0         | 0        | 0        | 0        | 0        | 0         | 0        | 0         | 0         |
| 12 | Mike Ringold  | 1        | 0        | 3         | 6         | .500        | 3         | 6         | .500        | 0        | 0         | .000        | 2        | 5         | .400        | 2        | 1         | 3         | 2         | 2        | 0        | 0        | 1        | 4         | 0        | 5         | 8         |
| 13 | Mike Wild     | 1        | 0        | 3         | 6         | .500        | 3         | 3         | 1.000       | 0        | 3         | .000        | 1        | 1         | 1.000       | 0        | 3         | 3         | 1         | 0        | 0        | 0        | 0        | 1         | 0        | -2        | 7         |
| 14 | Lonnie Perry  | 1        | 0        | 4         | 4         | 1.000       | 4         | 4         | 1.000       | 0        | 0         | .000        | 1        | 2         | .500        | 0        | 2         | 2         | 3         | 0        | 0        | 1        | 2        | 2         | 0        | -7        | 9         |
|    | TEAM          | 0        | 0        | 0         | 0         | .000        | 0         | 0         | .000        | 0        | 0         | .000        | 0        | 0         | .000        | 0        | 0         | 0         | 0         | 0        | 0        | 0        | 0        | 0         | 0        | 0         | 0         |
|    | <b>TOTALS</b> | <b>1</b> | <b>0</b> | <b>24</b> | <b>53</b> | <b>.453</b> | <b>19</b> | <b>31</b> | <b>.613</b> | <b>5</b> | <b>22</b> | <b>.227</b> | <b>5</b> | <b>13</b> | <b>.385</b> | <b>4</b> | <b>17</b> | <b>21</b> | <b>13</b> | <b>9</b> | <b>0</b> | <b>3</b> | <b>6</b> | <b>16</b> | <b>0</b> | <b>-4</b> | <b>58</b> |



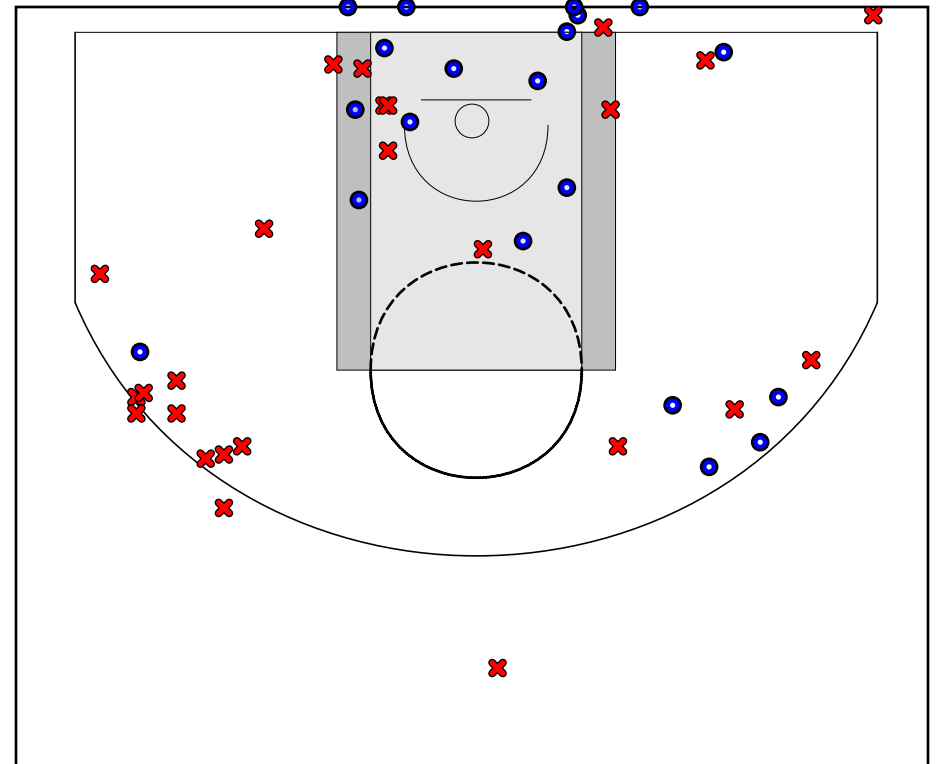
## Game Summary Comparison

| Statistic          | Danzig ORANGE | Griffin MAROON |
|--------------------|---------------|----------------|
| Points             | 62            | 58             |
| <i>Field Goals</i> | 22 / 40       | 24 / 53        |
| 2 Point            | 15 / 25       | 19 / 31        |
| 3 Point            | 7 / 15        | 5 / 22         |
| <i>Free Throws</i> | 11 / 16       | 5 / 13         |
| Assists            | 10            | 13             |
| Rebounds           | 30            | 21             |
| <i>Offensive</i>   | 3             | 4              |
| <i>Defensive</i>   | 27            | 17             |
| Blocks             | 3             | 0              |
| Steals             | 2             | 9              |
| Deflections        | 4             | 3              |
| Turnovers          | 13            | 6              |
| Charges Taken      | 0             | 0              |
| Personal Fouls     | 13            | 16             |

Danzig ORANGE



Griffin MAROON



### Danzig ORANGE Turnovers

| Period     | Clock | Player             | Turnover Type |
|------------|-------|--------------------|---------------|
| 1st Period | 0:00  | #0 Justin Klingman | Other         |
| 1st Period | 0:00  | #0 Kyle Ranck      | Other         |
| 1st Period | 0:00  | #0 Justin Klingman | Other         |
| 1st Period | 0:00  | #0 Michael Fee     | Other         |
| 1st Period | 0:00  | #0 Brendan Boken   | Other         |
| 1st Period | 0:00  | #0 Brendan Boken   | Other         |
| 1st Period | 0:00  | #0 Justin Klingman | Other         |
| 1st Period | 0:00  | #0 Brendan Boken   | Other         |
| 1st Period | 0:00  | #0 Brendan Boken   | Other         |
| 1st Period | 0:00  | #0 Justin Klingman | Other         |
| 1st Period | 0:00  | #0 Michael Fee     | Other         |
| 1st Period | 0:00  | #0 Justin Klingman | Other         |

### Danzig ORANGE Fouls

| Period     | Clock | Player             | Foul           |
|------------|-------|--------------------|----------------|
| 1st Period | 0:00  | #0 Brendan Boken   | Blocking (Def) |
| 1st Period | 0:00  | #0 Ross Danzig     | Other (Def)    |
| 1st Period | 0:00  | #0 Brendan Boken   | Other (Off)    |
| 1st Period | 0:00  | #0 Michael Fee     | Other (Def)    |
| 1st Period | 0:00  | #0 Patrick Calvey  | Other (Def)    |
| 1st Period | 0:00  | #0 Brendan Boken   | Other (Def)    |
| 1st Period | 0:00  | #0 Brendan Boken   | Other (Def)    |
| 1st Period | 0:00  | #0 Brendan Boken   | Other (Def)    |
| 1st Period | 0:00  | #0 Brendan Boken   | Other (Tech)   |
| 1st Period | 0:00  | #0 Patrick Calvey  | Other (Def)    |
| 1st Period | 0:00  | #0 Justin Klingman | Blocking (Def) |
| 1st Period | 0:00  | #0 Patrick Calvey  | Other (Def)    |
| 1st Period | 0:00  | #0 Patrick Calvey  | Blocking (Def) |

### Griffin MAROON Turnovers

| Period     | Clock | Player            | Turnover Type |
|------------|-------|-------------------|---------------|
| 1st Period | 0:00  | #14 Lonnie Perry  | Other         |
| 1st Period | 0:00  | #4 Matt Griffin   | Other         |
| 1st Period | 0:00  | #10 Dakquan Davis | Other         |
| 1st Period | 0:00  | #12 Mike Ringold  | Other         |
| 1st Period | 0:00  | #10 Dakquan Davis | Other         |

### Griffin MAROON Fouls

| Period     | Clock | Player            | Foul           |
|------------|-------|-------------------|----------------|
| 1st Period | 0:00  | #5 Colin Flach    | Other (Def)    |
| 1st Period | 0:00  | #14 Lonnie Perry  | Other (Off)    |
| 1st Period | 0:00  | #12 Mike Ringold  | Other (Def)    |
| 1st Period | 0:00  | #12 Mike Ringold  | Other (Def)    |
| 1st Period | 0:00  | #10 Dakquan Davis | Blocking (Def) |
| 1st Period | 0:00  | #3 JP Sanders     | Blocking (Def) |
| 1st Period | 0:00  | #13 Mike Wild     | Other (Def)    |
| 1st Period | 0:00  | #4 Matt Griffin   | Blocking (Def) |
| 1st Period | 0:00  | #10 Dakquan Davis | Blocking (Def) |
| 1st Period | 0:00  | #3 JP Sanders     | Other (Def)    |
| 1st Period | 0:00  | #10 Dakquan Davis | Other (Def)    |
| 1st Period | 0:00  | #12 Mike Ringold  | Blocking (Def) |
| 1st Period | 0:00  | #4 Matt Griffin   | Other (Def)    |
| 1st Period | 0:00  | #14 Lonnie Perry  | Blocking (Def) |
| 1st Period | 0:00  | #12 Mike Ringold  | Other (Def)    |
| 1st Period | 0:00  | #10 Dakquan Davis | Other (Def)    |