


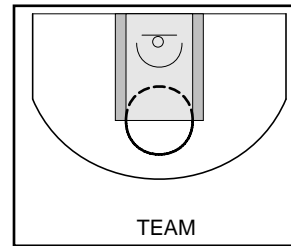
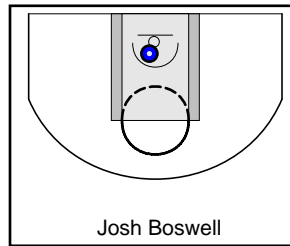
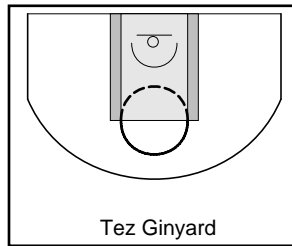
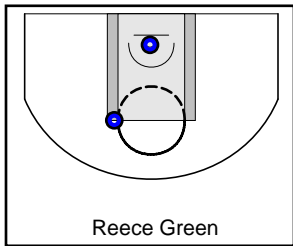
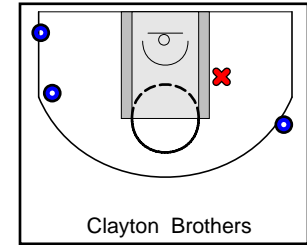
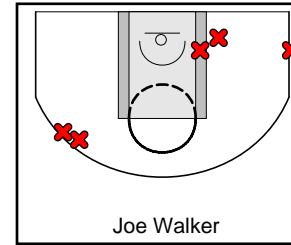
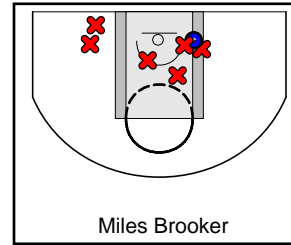
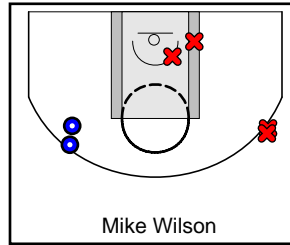
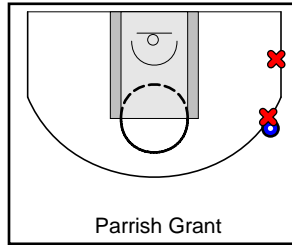
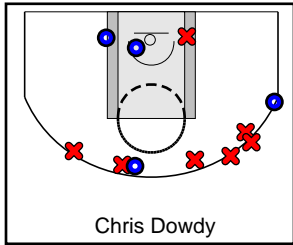
Grant BLACK

5/23/17 Grant BLACK at Holdsman RED

	1	2	T
Grant BLACK	23	23	46
Holdsman RED	20	20	40




#	Name	G	MIN	FGM	FGA	FG%	2PM	2PA	2P%	3PM	3PA	3P%	FTM	FTA	FT%	OREB	DREB	REB	AST	STL	BLK	DEF	TO	PF	CHG	PM	PTS
3	Chris Dowdy	1	0	4	11	.364	2	3	.667	2	8	.250	0	0	.000	1	4	5	3	0	0	3	2	1	0	6	10
4	Parrish Grant	1	0	1	3	.333	0	0	.000	1	3	.333	4	4	1.000	0	0	0	1	1	0	1	1	2	0	0	7
5	Mike Wilson	1	0	2	6	.333	0	2	.000	2	4	.500	3	4	.750	1	3	4	1	1	0	1	1	3	0	6	9
10	Miles Brooker	1	0	1	7	.143	1	7	.143	0	0	.000	2	2	1.000	0	3	3	1	2	0	1	1	1	0	4	4
11	Joe Walker	1	0	0	5	.000	0	2	.000	0	3	.000	1	1	1.000	1	6	7	0	0	1	2	0	1	0	-3	1
12	Clayton Brothers	1	0	3	4	.750	0	1	.000	3	3	1.000	0	1	.000	1	0	1	0	0	0	1	0	1	0	1	9
13	Reece Green	1	0	2	2	1.000	2	2	1.000	0	0	.000	0	1	.000	0	2	2	1	1	0	0	0	0	0	3	4
14	Tez Ginyard	0	0	0	0	.000	0	0	.000	0	0	.000	0	0	.000	0	0	0	0	0	0	0	0	0	0	0	0
15	Josh Boswell	1	0	1	1	1.000	1	1	1.000	0	0	.000	0	1	.000	1	0	1	1	0	0	0	3	4	0	13	2
	TEAM	1	0	0	0	.000	0	0	.000	0	0	.000	0	0	.000	2	2	4	0	0	0	0	0	0	0	0	0
	TOTALS	1	0	14	39	.359	6	18	.333	8	21	.381	10	14	.714	7	20	27	8	5	1	9	8	13	0	6	46



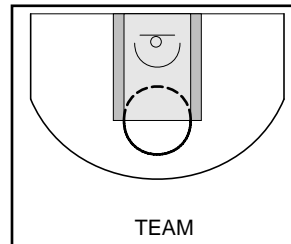
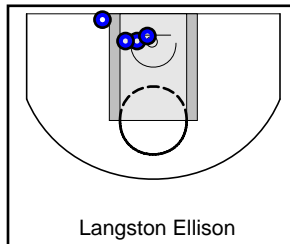
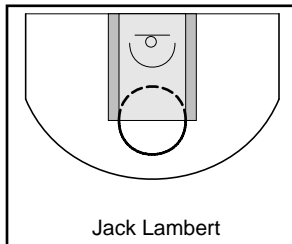

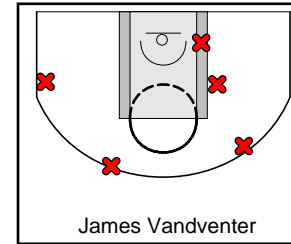
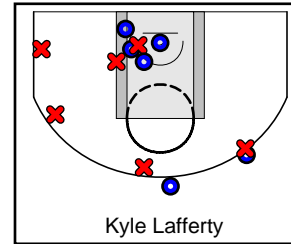

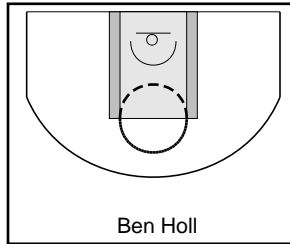
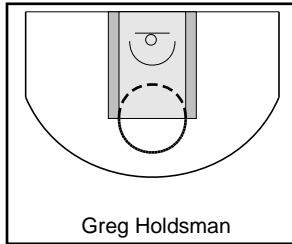
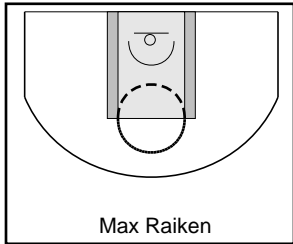
Holdsmen RED

5/23/17 Grant BLACK at Holdsmen RED

	1	2	T
Grant BLACK	23	23	46
Holdsmen RED	20	20	40



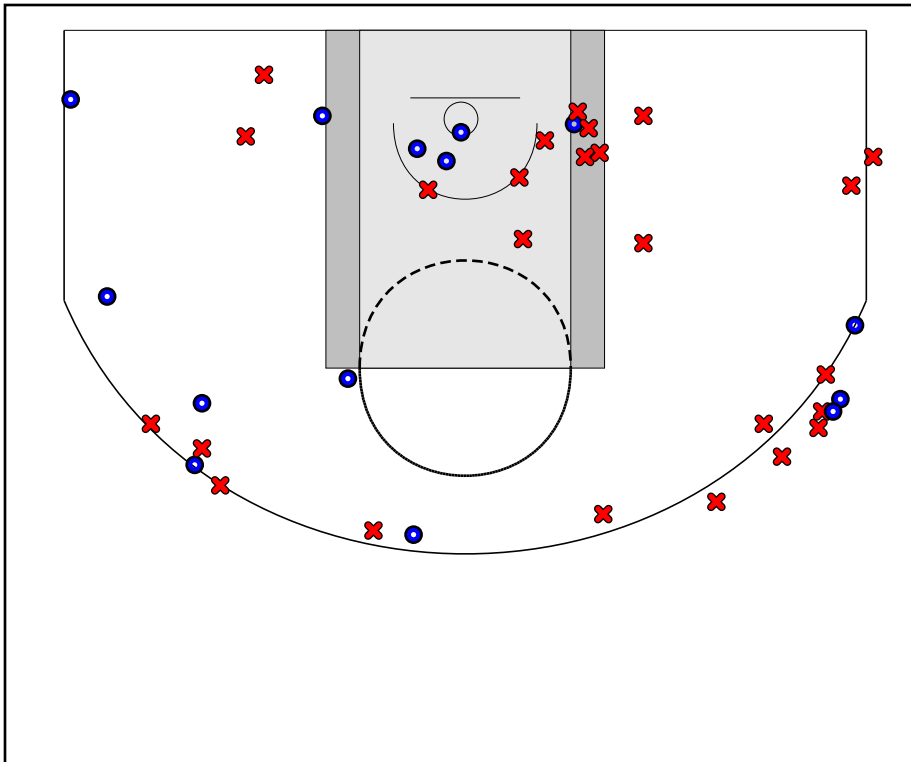
#	Name	G	MIN	FGM	FGA	FG%	2PM	2PA	2P%	3PM	3PA	3P%	FTM	FTA	FT%	OREB	DREB	REB	AST	STL	BLK	DEF	TO	PF	CHG	PM	PTS
0	Max Raiken	0	0	0	0	.000	0	0	.000	0	0	.000	0	0	.000	0	0	0	0	0	0	0	0	0	0	0	0
0	Greg Holdsmen	0	0	0	0	.000	0	0	.000	0	0	.000	0	0	.000	0	0	0	0	0	0	0	0	0	0	0	0
0	Ben Holl	0	0	0	0	.000	0	0	.000	0	0	.000	0	0	.000	0	0	0	0	0	0	0	0	0	0	0	0
3	Jamil Pines-Elliott	1	0	5	12	.417	5	11	.455	0	1	.000	0	0	.000	1	4	5	0	1	0	0	1	3	0	-6	10
5	Kyle Lafferty	1	0	6	12	.500	4	6	.667	2	6	.333	0	2	.000	1	7	8	4	0	0	2	1	3	0	-6	14
10	James Vandventer	1	0	0	5	.000	0	2	.000	0	3	.000	1	2	.500	0	1	1	3	1	0	0	4	2	0	-6	1
11	Jalil Pines-Elliott	1	0	3	12	.250	3	9	.333	0	3	.000	0	1	.000	4	5	9	2	2	1	4	0	4	0	-6	6
14	Jack Lambert	0	0	0	0	.000	0	0	.000	0	0	.000	0	0	.000	0	0	0	0	0	0	0	0	0	0	0	0
20	Langston Ellison	1	0	4	4	1.000	4	4	1.000	0	0	.000	1	3	.333	2	3	5	0	0	3	2	3	5	0	-6	9
	TEAM	1	0	0	0	.000	0	0	.000	0	0	.000	0	0	.000	0	2	2	0	0	0	0	0	0	0	0	0
	TOTALS	1	0	18	45	.400	16	32	.500	2	13	.154	2	8	.250	8	22	30	9	4	4	8	9	17	0	-6	40



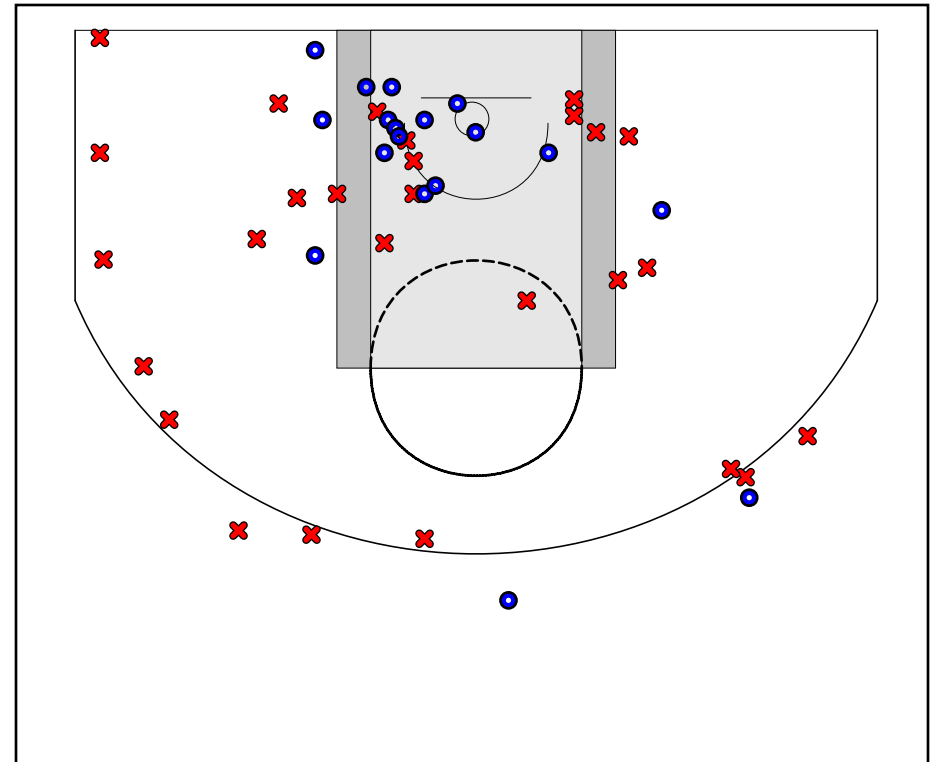
Game Summary Comparison

Statistic	Grant BLACK	Holdsmen RED
Points	46	40
<i>Field Goals</i>	14 / 39	18 / 45
<i>2 Point</i>	6 / 18	16 / 32
<i>3 Point</i>	8 / 21	2 / 13
<i>Free Throws</i>	10 / 14	2 / 8
Assists	8	9
Rebounds	27	30
<i>Offensive</i>	7	8
<i>Defensive</i>	20	22
Blocks	1	4
Steals	5	4
Deflections	9	8
Turnovers	8	9
Charges Taken	0	0
Personal Fouls	13	17

Grant BLACK



Holdsmen RED



Grant BLACK Turnovers

Period	Clock	Player	Turnover Type
1st Period	0:00	#3 Chris Dowdy	Other
2nd Period	0:00	#15 Josh Boswell	Other
2nd Period	0:00	#15 Josh Boswell	Other
2nd Period	0:00	#3 Chris Dowdy	Other
2nd Period	0:00	#10 Miles Brooker	Other
2nd Period	0:00	#4 Parrish Grant	Other

Grant BLACK Fouls

Period	Clock	Player	Foul
1st Period	0:00	#15 Josh Boswell	Other (Off)
1st Period	0:00	#15 Josh Boswell	Other (Def)
1st Period	0:00	#3 Chris Dowdy	Other (Def)
1st Period	0:00	#5 Mike Wilson	Other (Off)
1st Period	0:00	#15 Josh Boswell	Other (Def)
1st Period	0:00	#10 Miles Brooker	Other (Def)
1st Period	0:00	#12 Clayton Brothers	Other (Def)
2nd Period	0:00	#15 Josh Boswell	Other (Def)
2nd Period	0:00	#5 Mike Wilson	Other (Def)
2nd Period	0:00	#4 Parrish Grant	Other (Def)
2nd Period	0:00	#5 Mike Wilson	Other (Def)
2nd Period	0:00	#11 Joe Walker	Other (Def)
2nd Period	0:00	#4 Parrish Grant	Other (Def)

Holdsmen RED Turnovers

Period	Clock	Player	Turnover Type
1st Period	0:00	#10 James Vandventer	Other
1st Period	0:00	#20 Langston Ellison	Other
1st Period	0:00	#10 James Vandventer	Other
2nd Period	0:00	#10 James Vandventer	Other
2nd Period	0:00	#20 Langston Ellison	Other
2nd Period	0:00	#5 Kyle Lafferty	Other
2nd Period	0:00	#10 James Vandventer	Other
2nd Period	0:00	#20 Langston Ellison	Other
2nd Period	0:00	#3 Jamil Pines-Elliot	Other

Holdsmen RED Fouls

Period	Clock	Player	Foul
1st Period	0:00	#10 James Vandventer	Other (Def)
1st Period	0:00	#11 Jalil Pines-Elliot	Other (Def)
1st Period	0:00	#11 Jalil Pines-Elliot	Other (Def)
1st Period	0:00	#5 Kyle Lafferty	Other (Def)
1st Period	0:00	#11 Jalil Pines-Elliot	Other (Tech)
1st Period	0:00	#3 Jamil Pines-Elliot	Other (Def)
1st Period	0:00	#20 Langston Ellison	Other (Def)
1st Period	0:00	#20 Langston Ellison	Other (Def)
2nd Period	0:00	#20 Langston Ellison	Other (Def)
2nd Period	0:00	#11 Jalil Pines-Elliot	Other (Def)
2nd Period	0:00	#3 Jamil Pines-Elliot	Other (Def)
2nd Period	0:00	#3 Jamil Pines-Elliot	Other (Def)
2nd Period	0:00	#5 Kyle Lafferty	Other (Def)
2nd Period	0:00	#5 Kyle Lafferty	Other (Def)
2nd Period	0:00	#20 Langston Ellison	Other (Def)
2nd Period	0:00	#20 Langston Ellison	Other (Def)
2nd Period	0:00	#10 James Vandventer	Other (Def)