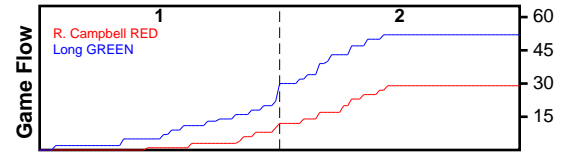


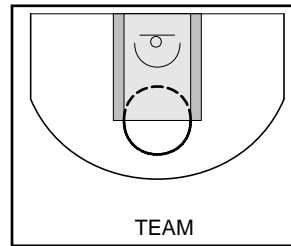
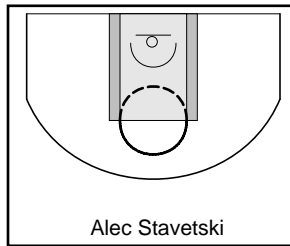
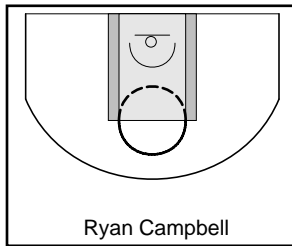
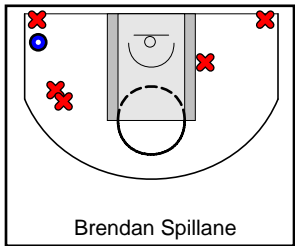
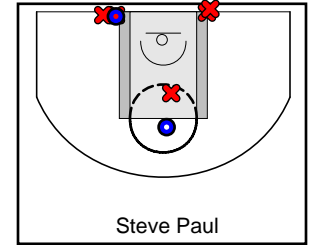
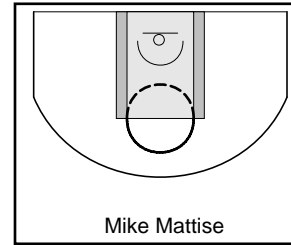
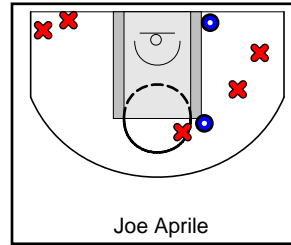
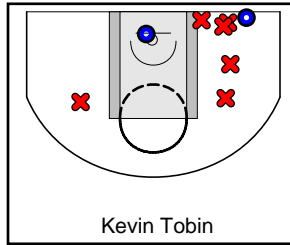
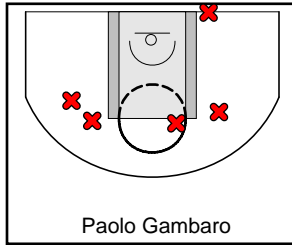
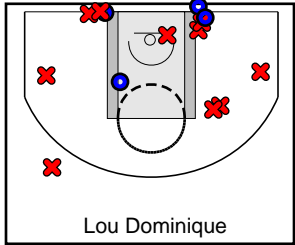
# R. Campbell RED

5/22/17 R. Campbell RED at Long GREEN

	1	2	T
R. Campbell RED	10	19	29
Long GREEN	22	30	52



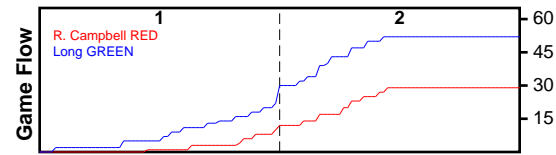
#	Name	G	MIN	FGM	FGA	FG%	2PM	2PA	2P%	3PM	3PA	3P%	FTM	FTA	FT%	OREB	DREB	REB	AST	STL	BLK	DEF	TO	PF	CHG	PM	PTS
0	Lou Dominique	1	30	4	14	.286	4	9	.444	0	5	.000	3	6	.500	2	4	6	2	1	1	3	2	2	0	-17	11
3	Paolo Gambaro	1	37	0	5	.000	0	1	.000	0	4	.000	0	0	.000	1	0	1	1	0	1	3	3	2	0	-24	0
4	Kevin Tobin	1	40	2	8	.250	2	7	.286	0	1	.000	1	4	.250	3	2	5	0	0	0	4	0	1	0	-23	5
5	Joe Aprile	1	33	2	7	.286	1	2	.500	1	5	.200	0	0	.000	0	2	2	1	1	0	0	1	1	0	-12	5
10	Mike Mattise	0	0	0	0	.000	0	0	.000	0	0	.000	0	0	.000	0	0	0	0	0	0	0	0	0	0	0	0
11	Steve Paul	1	40	2	7	.286	1	6	.167	1	1	1.000	0	0	.000	2	5	7	2	4	3	2	0	2	0	-23	5
12	Brendan Spillane	1	22	1	6	.167	0	1	.000	1	5	.200	0	0	.000	0	1	1	1	0	0	0	0	0	0	-16	3
13	Ryan Campbell	0	0	0	0	.000	0	0	.000	0	0	.000	0	0	.000	0	0	0	0	0	0	0	0	0	0	0	0
15	Alec Stavetski	0	0	0	0	.000	0	0	.000	0	0	.000	0	0	.000	0	0	0	0	0	0	0	0	0	0	0	0
	TEAM	1	0	0	0	.000	0	0	.000	0	0	.000	0	0	.000	2	4	6	0	0	0	0	0	0	0	0	0
	<b>TOTALS</b>	<b>1</b>	<b>40</b>	<b>11</b>	<b>47</b>	<b>.234</b>	<b>8</b>	<b>26</b>	<b>.308</b>	<b>3</b>	<b>21</b>	<b>.143</b>	<b>4</b>	<b>10</b>	<b>.400</b>	<b>10</b>	<b>18</b>	<b>28</b>	<b>7</b>	<b>6</b>	<b>5</b>	<b>12</b>	<b>6</b>	<b>8</b>	<b>0</b>	<b>-23</b>	<b>29</b>



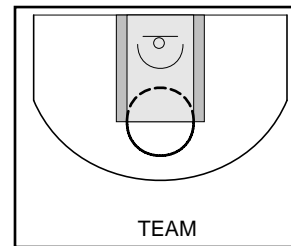
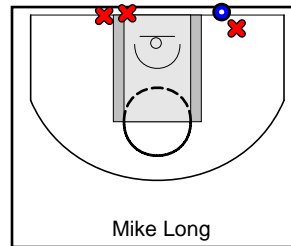
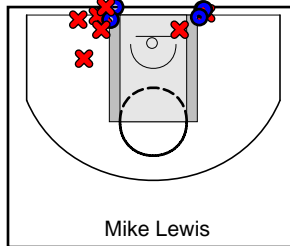
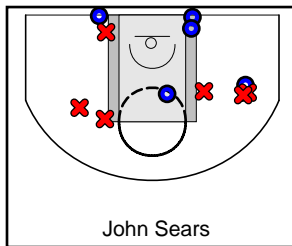
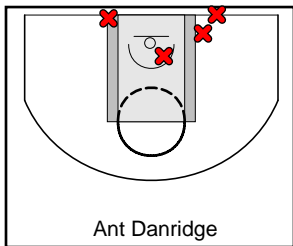
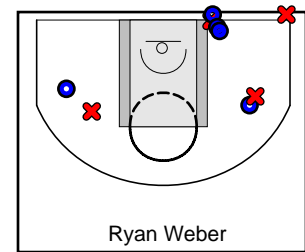
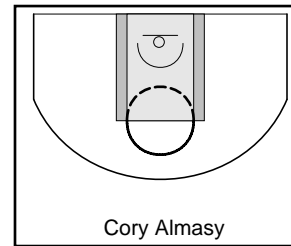
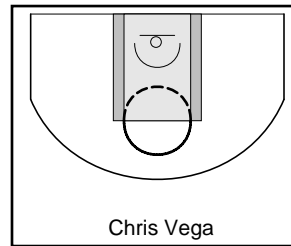
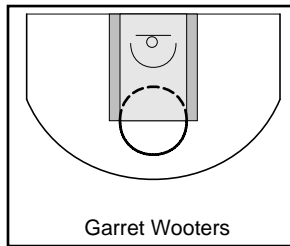
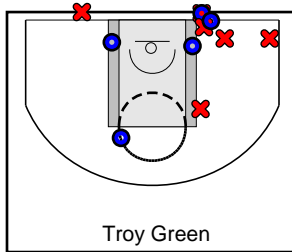
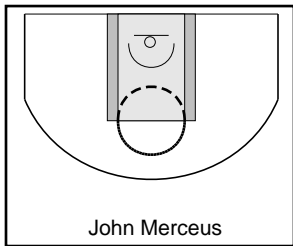
# Long GREEN

5/22/17 R. Campbell RED at Long GREEN

	1	2	T
R. Campbell RED	10	19	29
Long GREEN	22	30	52



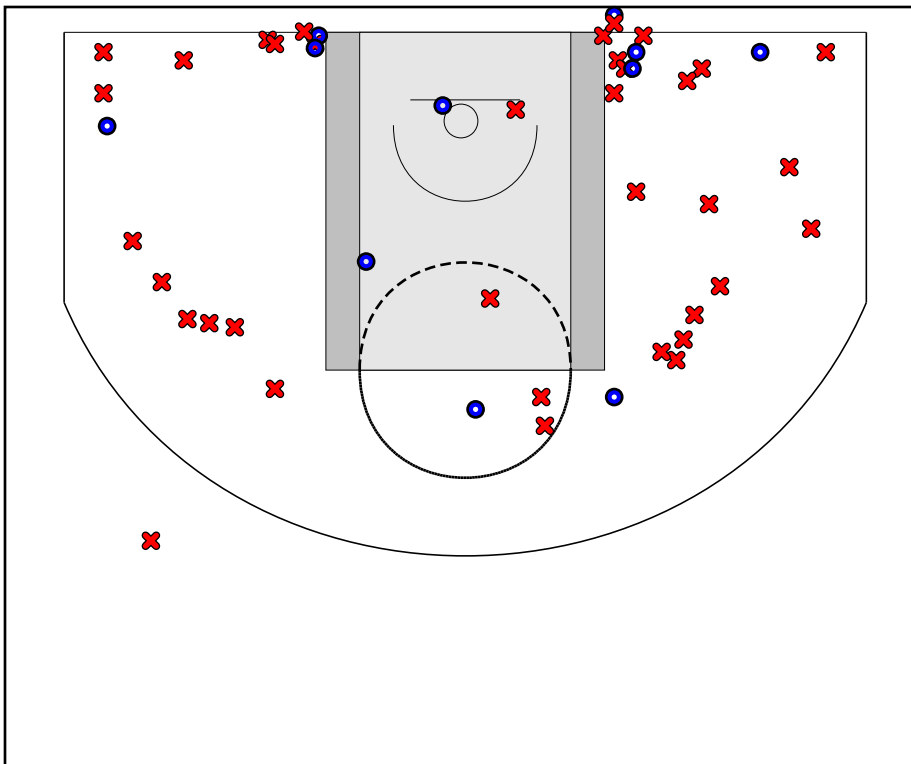
#	Name	G	MIN	FGM	FGA	FG%	2PM	2PA	2P%	3PM	3PA	3P%	FTM	FTA	FT%	OREB	DREB	REB	AST	STL	BLK	DEF	TO	PF	CHG	PM	PTS
0	John Merceus	0	0	0	0	.000	0	0	.000	0	0	.000	0	0	.000	0	0	0	0	0	0	0	0	0	0	0	0
3	Troy Green	1	40	5	11	.455	4	8	.500	1	3	.333	3	6	.500	2	3	5	3	0	1	1	3	1	0	23	14
4	Garret Wooters	0	0	0	0	.000	0	0	.000	0	0	.000	0	0	.000	0	0	0	0	0	0	0	0	0	0	0	0
5	Chris Vega	0	0	0	0	.000	0	0	.000	0	0	.000	0	0	.000	0	0	0	0	0	0	0	0	0	0	0	0
10	Cory Almasy	0	0	0	0	.000	0	0	.000	0	0	.000	0	0	.000	0	0	0	0	0	0	0	0	0	0	0	0
11	Ryan Weber	1	33	5	9	.556	3	4	.750	2	5	.400	1	1	1.000	1	7	8	2	0	0	0	2	1	0	18	13
12	Ant Danridge	1	30	0	4	.000	0	4	.000	0	0	.000	0	0	.000	1	1	2	0	0	0	0	1	1	0	12	0
14	John Sears	1	27	5	11	.455	4	7	.571	1	4	.250	2	4	.500	3	2	5	2	1	0	0	0	1	0	23	13
15	Mike Lewis	1	37	5	13	.385	5	13	.385	0	0	.000	0	0	.000	8	8	16	3	0	2	1	1	2	0	20	10
20	Mike Long	1	36	1	4	.250	1	4	.250	0	0	.000	0	0	.000	1	4	5	0	0	1	0	1	1	0	19	2
	TEAM	1	0	0	0	.000	0	0	.000	0	0	.000	0	0	.000	0	5	5	0	0	0	0	0	0	0	0	0
	<b>TOTALS</b>	<b>1</b>	<b>40</b>	<b>21</b>	<b>52</b>	<b>.404</b>	<b>17</b>	<b>40</b>	<b>.425</b>	<b>4</b>	<b>12</b>	<b>.333</b>	<b>6</b>	<b>11</b>	<b>.545</b>	<b>16</b>	<b>30</b>	<b>46</b>	<b>10</b>	<b>1</b>	<b>4</b>	<b>2</b>	<b>8</b>	<b>7</b>	<b>0</b>	<b>23</b>	<b>52</b>



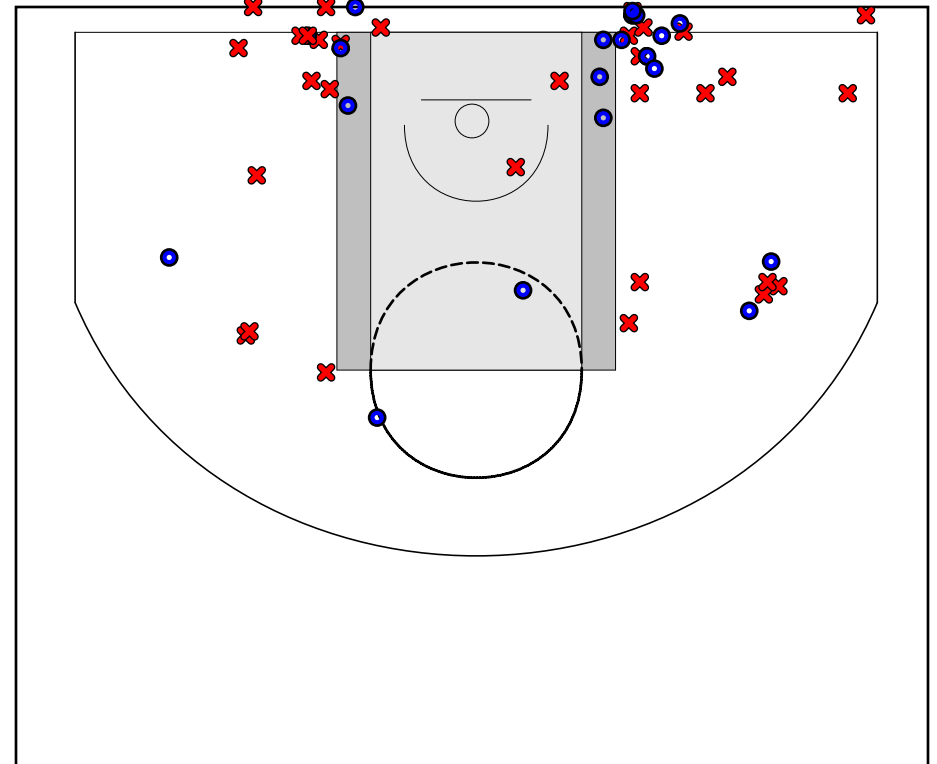
## Game Summary Comparison

Statistic	R. Campbell RED	Long GREEN
Points	29	52
<i>Field Goals</i>	11 / 47	21 / 52
<i>2 Point</i>	8 / 26	17 / 40
<i>3 Point</i>	3 / 21	4 / 12
<i>Free Throws</i>	4 / 10	6 / 11
Assists	7	10
Rebounds	28	46
<i>Offensive</i>	10	16
<i>Defensive</i>	18	30
Blocks	5	4
Steals	6	1
Deflections	12	2
Turnovers	6	8
Charges Taken	0	0
Personal Fouls	8	7

R. Campbell RED



Long GREEN



### R. Campbell RED Turnovers

Period	Clock	Player	Turnover Type
1st Period	19:51	#5 Joe Aprile	Other
1st Period	10:28	#3 Paolo Gambaro	Other
1st Period	8:16	#3 Paolo Gambaro	Other
2nd Period	19:34	#3 Paolo Gambaro	Other
2nd Period	13:54	#0 Lou Dominique	Other

### R. Campbell RED Fouls

Period	Clock	Player	Foul
1st Period	9:10	#11 Steve Paul	Blocking (Def)
1st Period	8:34	#0 Lou Dominique	Blocking (Def)
1st Period	4:57	#4 Kevin Tobin	Blocking (Def)
1st Period	4:35	#3 Paolo Gambaro	Blocking (Def)
2nd Period	19:58	#11 Steve Paul	Blocking (Def)
2nd Period	16:37	#0 Lou Dominique	Holding (Off)
2nd Period	16:00	#3 Paolo Gambaro	Holding (Def)
2nd Period	12:28	#5 Joe Aprile	Blocking (Def)

### Long GREEN Turnovers

Period	Clock	Player	Turnover Type
1st Period	12:02	#11 Ryan Weber	Other
1st Period	11:19	#15 Mike Lewis	Other
1st Period	10:39	#3 Troy Green	Other
1st Period	6:39	#11 Ryan Weber	Other
2nd Period	19:58	#20 Mike Long	Other
2nd Period	19:58	#3 Troy Green	Other
2nd Period	13:43	#3 Troy Green	Other

### Long GREEN Fouls

Period	Clock	Player	Foul
1st Period	19:47	#11 Ryan Weber	Blocking (Def)
1st Period	11:02	#15 Mike Lewis	Blocking (Def)
1st Period	7:22	#14 John Sears	Blocking (Def)
1st Period	3:16	#3 Troy Green	Blocking (Def)
2nd Period	19:00	#12 Ant Danridge	Pushing (Off)
2nd Period	13:43	#20 Mike Long	Blocking (Def)
2nd Period	13:05	#15 Mike Lewis	Holding (Def)