

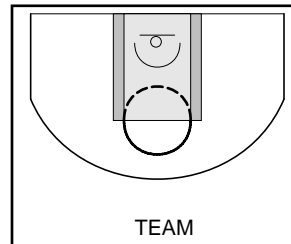
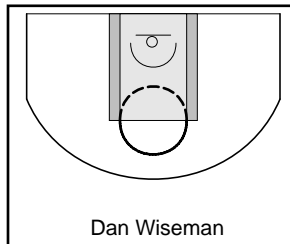
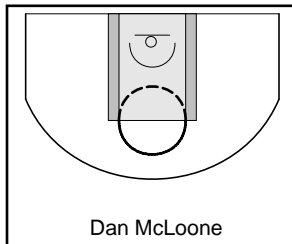
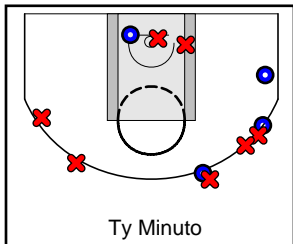

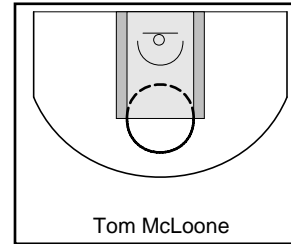
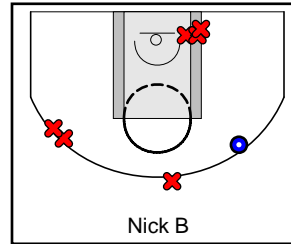

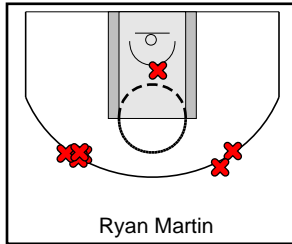
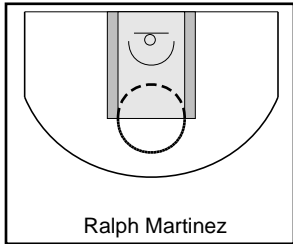
# Grey B

5/21/18 Grey B at Black (B League)

	1	2	T
Grey B	15	11	26
Black (B League)	34	33	67



#	Name	G	MIN	FGM	FGA	FG%	2PM	2PA	2P%	3PM	3PA	3P%	FTM	FTA	FT%	OREB	DREB	REB	AST	STL	BLK	DEF	TO	PF	CHG	PM	PTS
3	Ralph Martinez	0	0	0	0	.000	0	0	.000	0	0	.000	0	0	.000	0	0	0	0	0	0	0	0	0	0	0	0
4	Ryan Martin	1	0	0	7	.000	0	1	.000	0	6	.000	0	0	.000	2	3	5	2	0	0	1	0	0	0	-41	0
5	Dave Kurtz	1	0	0	5	.000	0	4	.000	0	1	.000	0	0	.000	1	2	3	1	0	0	0	1	0	-41	0	
10	Nick B	1	0	1	7	.143	0	3	.000	1	4	.250	0	0	.000	2	4	6	0	0	0	0	5	4	0	-41	3
11	Tom McLoone	0	0	0	0	.000	0	0	.000	0	0	.000	0	0	.000	0	0	0	0	0	0	0	0	0	0	0	0
12	Sean Gibbons	1	0	4	11	.364	4	9	.444	0	2	.000	1	2	.500	0	8	8	0	1	0	0	1	0	0	-41	9
13	Ty Minuto	1	0	4	11	.364	1	3	.333	3	8	.375	0	2	.000	1	2	3	3	1	0	0	3	0	0	-41	11
20	Dan McLoone	0	0	0	0	.000	0	0	.000	0	0	.000	0	0	.000	0	0	0	0	0	0	0	0	0	0	0	0
21	Dan Wiseman	0	0	0	0	.000	0	0	.000	0	0	.000	0	0	.000	0	0	0	0	0	0	0	0	0	0	0	0
	TEAM	1	0	1	2	.500	0	0	.000	1	2	.500	0	0	.000	2	0	2	0	0	0	0	0	0	0	0	3
	TOTALS	1	0	10	43	.233	5	20	.250	5	23	.217	1	4	.250	8	19	27	6	2	0	1	9	5	0	-41	26



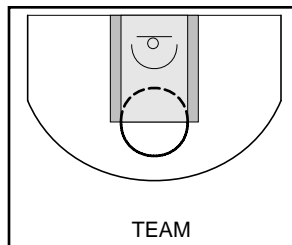
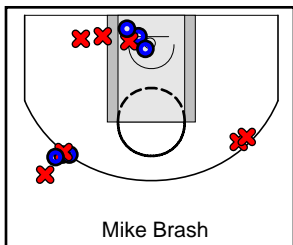
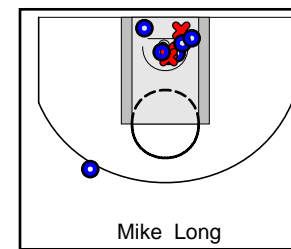
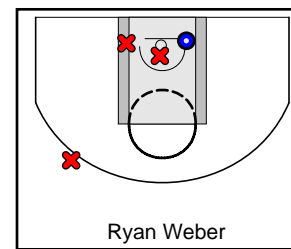
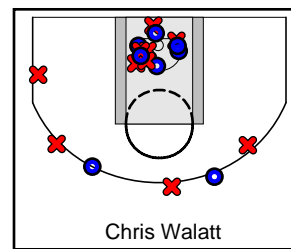
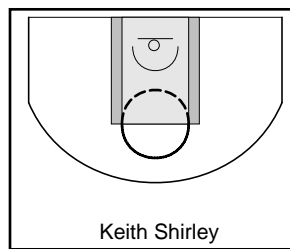
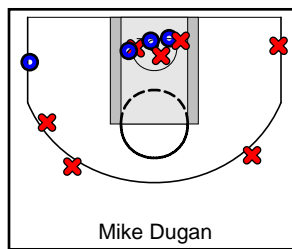
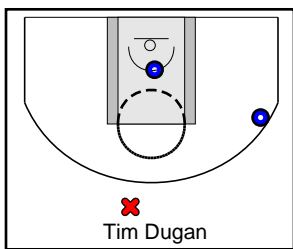
# Black (B League)

5/21/18 Grey B at Black (B League)

	1	2	T
Grey B	15	11	26
Black (B League)	34	33	67



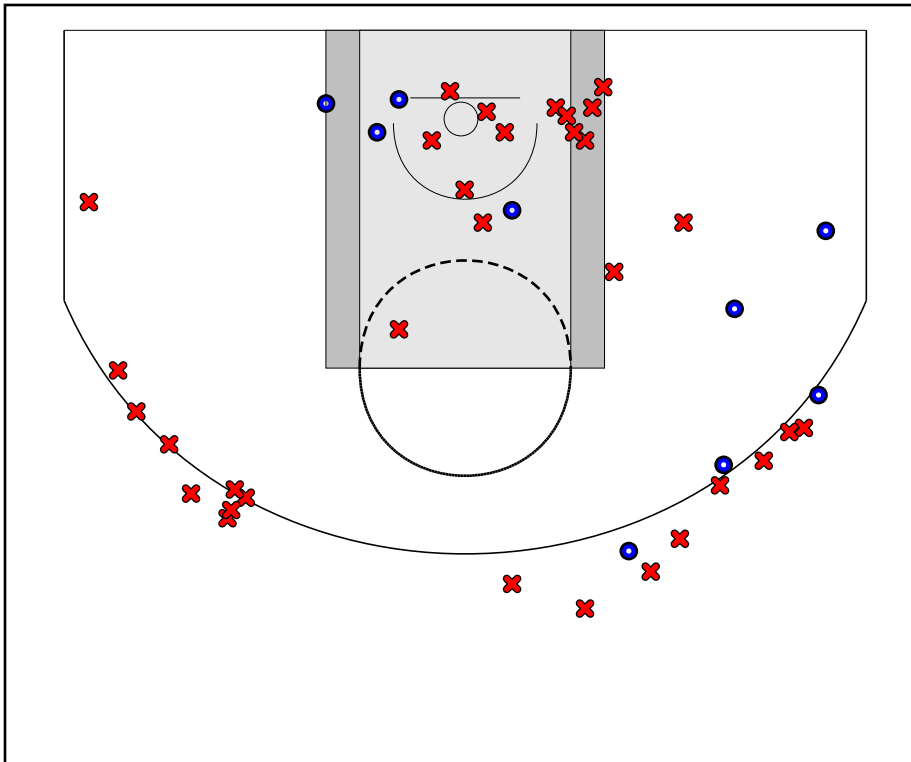
#	Name	G	MIN	FGM	FGA	FG%	2PM	2PA	2P%	3PM	3PA	3P%	FTM	FTA	FT%	OREB	DREB	REB	AST	STL	BLK	DEF	TO	PF	CHG	PM	PTS
3	Tim Dugan	1	0	2	3	.667	1	1	1.000	1	2	.500	0	0	.000	1	4	5	7	3	1	1	1	2	0	40	5
5	Mike Dugan	1	0	4	11	.364	3	6	.500	1	5	.200	2	2	1.000	2	0	2	3	1	0	1	2	1	0	31	11
11	Keith Shirley	0	0	0	0	.000	0	0	.000	0	0	.000	0	0	.000	0	0	0	0	0	0	0	0	0	0	0	0
12	Chris Walatt	1	0	8	18	.444	6	12	.500	2	6	.333	0	3	.000	8	10	18	2	1	3	1	0	0	0	33	18
14	Ryan Weber	1	0	1	4	.250	1	3	.333	0	1	.000	0	0	.000	1	4	5	1	0	0	0	0	1	0	35	2
15	Mike Long	1	0	7	10	.700	6	9	.667	1	1	1.000	0	0	.000	3	4	7	2	0	0	0	1	0	0	37	15
20	Mike Brash	1	0	6	13	.462	3	6	.500	3	7	.429	1	2	.500	1	8	9	1	1	0	1	0	1	0	29	16
	TEAM	1	0	0	2	.000	0	1	.000	0	1	.000	0	0	.000	1	0	1	0	0	0	0	0	0	0	0	0
	TOTALS	1	0	28	61	.459	20	38	.526	8	23	.348	3	7	.429	17	30	47	16	6	4	4	4	5	0	41	67



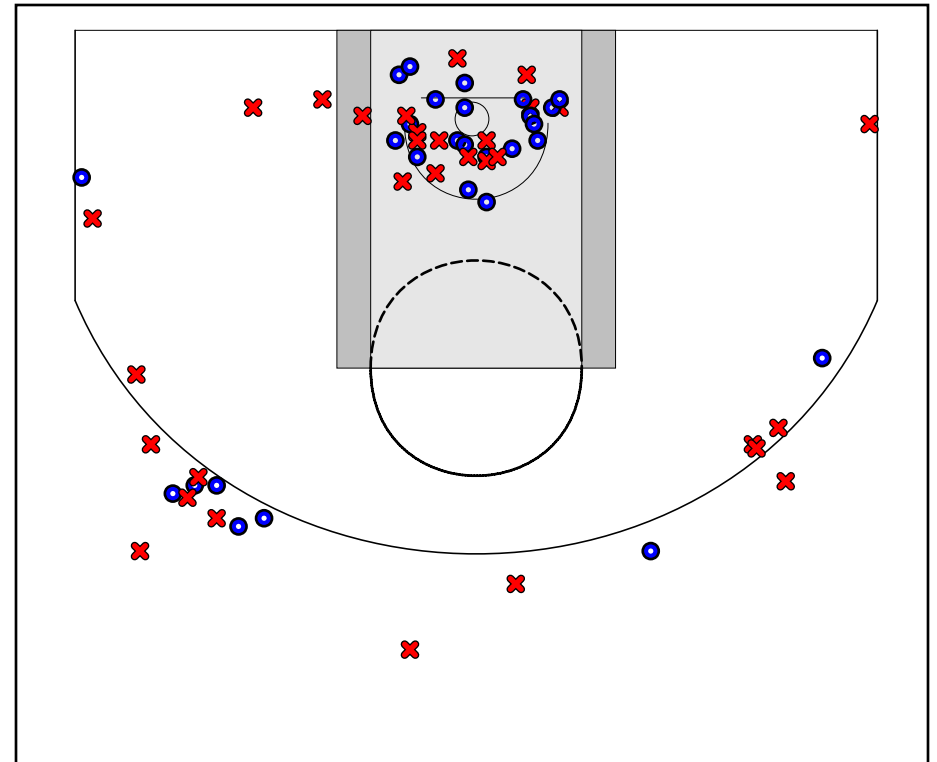
## Game Summary Comparison

Statistic	Grey B	Black (B League)
Points	26	67
<i>Field Goals</i>	10 / 43	28 / 61
<i>2 Point</i>	5 / 20	20 / 38
<i>3 Point</i>	5 / 23	8 / 23
<i>Free Throws</i>	1 / 4	3 / 7
Assists	6	16
Rebounds	27	47
<i>Offensive</i>	8	17
<i>Defensive</i>	19	30
Blocks	0	4
Steals	2	6
Deflections	1	4
Turnovers	9	4
Charges Taken	0	0
Personal Fouls	5	5

Grey B



Black (B League)



### Grey B Turnovers

Period	Clock	Player	Turnover Type
1st Period	0:00	#13 Ty Minuto	Other
1st Period	0:00	#10 Nick B	Other
1st Period	0:00	#13 Ty Minuto	Other
1st Period	0:00	#12 Sean Gibbons	Other
1st Period	0:00	#10 Nick B	Other
1st Period	0:00	#10 Nick B	Other
1st Period	0:00	#13 Ty Minuto	Other
2nd Period	0:00	#10 Nick B	Other
2nd Period	0:00	#10 Nick B	Other

### Grey B Fouls

Period	Clock	Player	Foul
1st Period	0:00	#10 Nick B	Other (Def)
1st Period	0:00	#10 Nick B	Other (Def)
1st Period	0:00	#5 Dave Kurtz	Other (Def)
1st Period	0:00	#10 Nick B	Other (Def)
1st Period	0:00	#10 Nick B	Other (Def)

### Black (B League) Turnovers

Period	Clock	Player	Turnover Type
1st Period	0:00	#3 Tim Dugan	Other
1st Period	0:00	#5 Mike Dugan	Other
1st Period	0:00	#15 Mike Long	Other
2nd Period	0:00	#5 Mike Dugan	Other

### Black (B League) Fouls

Period	Clock	Player	Foul
1st Period	0:00	#14 Ryan Weber	Other (Def)
1st Period	0:00	#3 Tim Dugan	Other (Def)
1st Period	0:00	#3 Tim Dugan	Other (Def)
1st Period	0:00	#5 Mike Dugan	Other (Def)
2nd Period	0:00	#20 Mike Brash	Other (Def)