


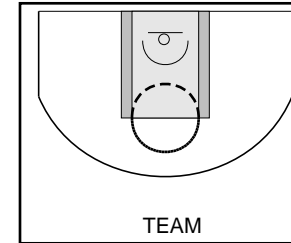
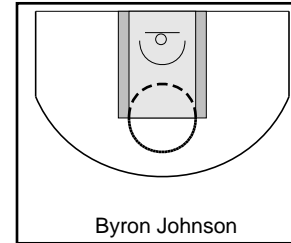
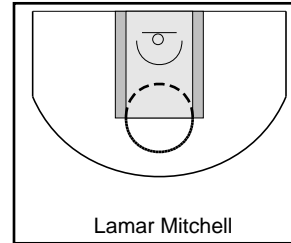
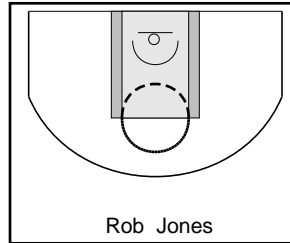
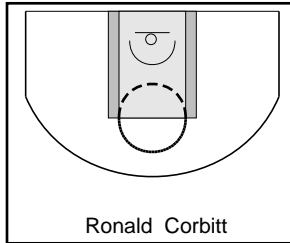
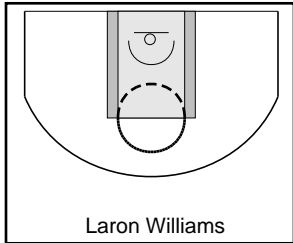
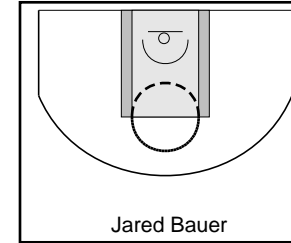
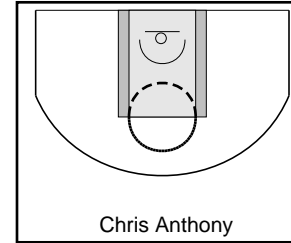
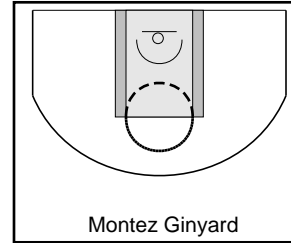
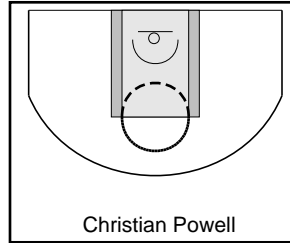
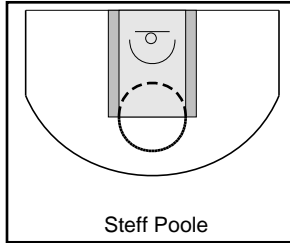
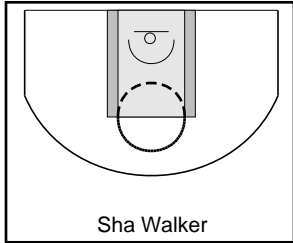
Anthony NAVY BLUE

5/18/17 Anthony NAVY BLUE at Holdsman RED

	1	OT1	T
Anthony NAVY	25	19	44
Holdsman RED	25	21	46




#	Name	G	MIN	FGM	FGA	FG%	2PM	2PA	2P%	3PM	3PA	3P%	FTM	FTA	FT%	OREB	DREB	REB	AST	STL	BLK	DEF	TO	PF	CHG	PM	PTS
0	Sha Walker	1	0	2	11	.182	2	11	.182	0	0	.000	1	4	.250	4	3	7	0	0	0	1	2	3	0	11	5
0	Steff Poole	0	0	0	0	.000	0	0	.000	0	0	.000	0	0	.000	0	0	0	0	0	0	0	0	0	0	0	0
0	Christian Powell	1	0	2	3	.667	2	3	.667	0	0	.000	0	0	.000	0	3	3	1	1	0	3	4	3	0	-7	4
3	Montez Ginyard	1	0	1	2	.500	1	2	.500	0	0	.000	0	0	.000	0	0	0	0	0	0	0	1	1	0	-8	2
4	Chris Anthony	1	0	2	8	.250	1	3	.333	1	5	.200	0	0	.000	1	0	1	2	1	0	3	2	2	0	7	5
5	Jared Bauer	1	0	8	16	.500	7	14	.500	1	2	.500	0	0	.000	1	4	5	0	1	0	3	4	3	0	-5	17
10	Laron Williams	1	0	1	1	1.000	1	1	1.000	0	0	.000	0	0	.000	1	0	1	0	0	0	0	0	0	0	0	2
11	Ronald Corbitt	1	0	0	0	.000	0	0	.000	0	0	.000	0	0	.000	0	1	1	0	1	0	0	1	2	0	10	0
12	Rob Jones	1	0	1	4	.250	0	2	.000	1	2	.500	2	4	.500	0	2	2	0	0	0	2	1	0	0	-5	5
13	Lamar Mitchell	0	0	0	0	.000	0	0	.000	0	0	.000	0	0	.000	0	0	0	0	0	0	0	0	0	0	0	0
14	Byron Johnson	1	0	1	7	.143	0	4	.000	1	3	.333	1	3	.333	1	5	6	2	1	7	2	1	0	0	7	4
	TEAM	1	0	0	0	.000	0	0	.000	0	0	.000	0	0	.000	1	2	3	0	0	0	0	0	0	0	0	0
	TOTALS	1	0	18	52	.346	14	40	.350	4	12	.333	4	11	.364	9	20	29	5	5	7	14	16	14	0	-2	44



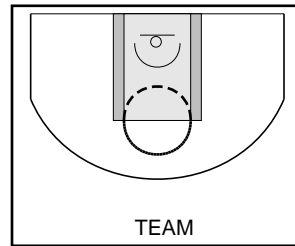
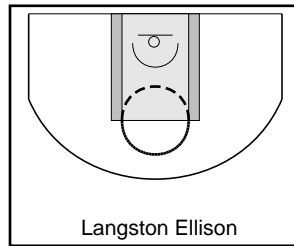
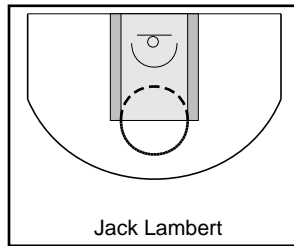
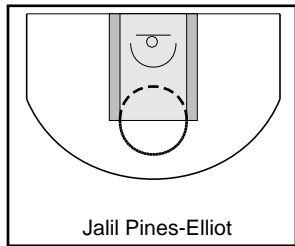
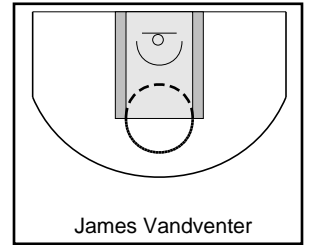
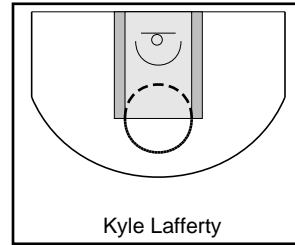
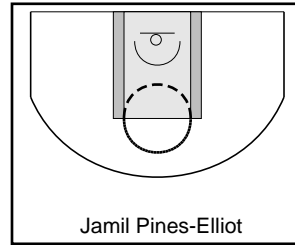
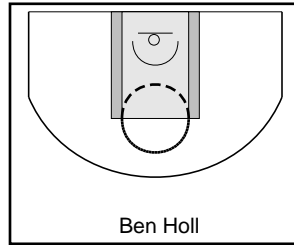
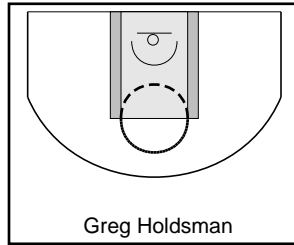
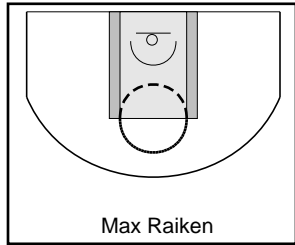
Holdsmen RED

5/18/17 Anthony NAVY BLUE at Holdsmen RED

	1	OT1	T
Anthony NAVY	25	19	44
Holdsmen RED	25	21	46



#	Name	G	MIN	FGM	FGA	FG%	2PM	2PA	2P%	3PM	3PA	3P%	FTM	FTA	FT%	OREB	DREB	REB	AST	STL	BLK	DEF	TO	PF	CHG	PM	PTS
0	Max Raiken	0	0	0	0	.000	0	0	.000	0	0	.000	0	0	.000	0	0	0	0	0	0	0	0	0	0	0	0
0	Greg Holdsmen	0	0	0	0	.000	0	0	.000	0	0	.000	0	0	.000	0	0	0	0	0	0	0	0	0	0	0	0
0	Ben Holl	0	0	0	0	.000	0	0	.000	0	0	.000	0	0	.000	0	0	0	0	0	0	0	0	0	0	0	0
3	Jamil Pines-Elliot	1	0	2	5	.400	1	2	.500	1	3	.333	3	6	.500	1	3	4	1	1	0	2	4	3	0	-3	8
5	Kyle Lafferty	1	0	6	17	.353	4	7	.571	2	10	.200	1	2	.500	1	2	3	2	0	0	0	4	1	0	0	15
10	James Vandventer	1	0	3	6	.500	2	4	.500	1	2	.500	2	2	1.000	0	2	2	1	0	0	0	1	0	0	0	9
11	Jalil Pines-Elliot	1	0	3	11	.273	3	9	.333	0	2	.000	0	0	.000	1	1	2	2	2	0	1	1	4	0	-2	6
14	Jack Lambert	1	0	1	4	.250	1	2	.500	0	2	.000	0	0	.000	2	4	6	0	0	0	1	1	2	0	-3	2
20	Langston Ellison	1	0	2	6	.333	2	6	.333	0	0	.000	2	3	.667	4	7	11	0	1	3	0	1	2	0	-2	6
	TEAM	1	0	0	0	.000	0	0	.000	0	0	.000	0	0	.000	2	3	5	0	2	0	0	0	0	0	0	0
	TOTALS	1	0	17	49	.347	13	30	.433	4	19	.211	8	13	.615	11	22	33	6	6	3	4	12	12	0	2	46



Game Summary Comparison

Statistic	Anthony NAVY BLUE	Holdsmen RED
Points	44	46
<i>Field Goals</i>	18 / 52	17 / 49
<i>2 Point</i>	14 / 40	13 / 30
<i>3 Point</i>	4 / 12	4 / 19
<i>Free Throws</i>	4 / 11	8 / 13
Assists	5	6
Rebounds	29	33
<i>Offensive</i>	9	11
<i>Defensive</i>	20	22
Blocks	7	3
Steals	5	6
Deflections	14	4
Turnovers	16	12
Charges Taken	0	0
Personal Fouls	14	12

Anthony NAVY BLUE



Holdsmen RED



Anthony NAVY BLUE Turnovers

Period	Clock	Player	Turnover Type
1st Period	0:00	#0 Sha Walker	Other
1st Period	0:00	#5 Jared Bauer	Other
1st Period	0:00	#3 Montez Ginyard	Other
2nd Period	0:00	#4 Chris Anthony	Other
2nd Period	0:00	#11 Ronald Corbitt	Other
2nd Period	0:00	#5 Jared Bauer	Other
2nd Period	0:00	#0 Christian Powell	Other
2nd Period	0:00	#12 Rob Jones	Other
2nd Period	0:00	#0 Christian Powell	Other
2nd Period	0:00	#0 Christian Powell	Other
2nd Period	0:00	#0 Christian Powell	Other
2nd Period	0:00	#5 Jared Bauer	Other
2nd Period	0:00	#14 Byron Johnson	Other
2nd Period	0:00	#5 Jared Bauer	Other
2nd Period	0:00	#0 Sha Walker	Other
2nd Period	0:00	#4 Chris Anthony	Other

Anthony NAVY BLUE Fouls

Period	Clock	Player	Foul
1st Period	0:00	#11 Ronald Corbitt	Blocking (Def)
1st Period	0:00	#5 Jared Bauer	Blocking (Def)
1st Period	0:00	#11 Ronald Corbitt	Blocking (Def)
1st Period	0:00	#0 Sha Walker	Blocking (Def)
1st Period	0:00	#3 Montez Ginyard	Blocking (Def)
1st Period	0:00	#0 Sha Walker	Blocking (Def)
1st Period	0:00	#0 Sha Walker	Blocking (Def)
2nd Period	0:00	#4 Chris Anthony	Blocking (Def)
2nd Period	0:00	#5 Jared Bauer	Other (Tech)
2nd Period	0:00	#5 Jared Bauer	Blocking (Def)
2nd Period	0:00	#4 Chris Anthony	Blocking (Def)
2nd Period	0:00	#0 Christian Powell	Blocking (Def)
2nd Period	0:00	#0 Christian Powell	Blocking (Def)
2nd Period	0:00	#0 Christian Powell	Blocking (Def)

Holdsmen RED Turnovers

Period	Clock	Player	Turnover Type
1st Period	0:00	#5 Kyle Lafferty	Other
1st Period	0:00	#20 Langston Ellison	Other
1st Period	0:00	#3 Jamil Pines-Elliott	Other
1st Period	0:00	#3 Jamil Pines-Elliott	Other
2nd Period	0:00	#10 James Vandventer	Other
2nd Period	0:00	#11 Jalil Pines-Elliott	Other
2nd Period	0:00	#14 Jack Lambert	Other
2nd Period	0:00	#3 Jamil Pines-Elliott	Other
2nd Period	0:00	#3 Jamil Pines-Elliott	Other
2nd Period	0:00	#5 Kyle Lafferty	Other
2nd Period	0:00	#5 Kyle Lafferty	Other
2nd Period	0:00	#5 Kyle Lafferty	Other

Holdsmen RED Fouls

Period	Clock	Player	Foul
1st Period	0:00	#5 Kyle Lafferty	Blocking (Def)
1st Period	0:00	#3 Jamil Pines-Elliott	Blocking (Def)
1st Period	0:00	#11 Jalil Pines-Elliott	Blocking (Def)
1st Period	0:00	#11 Jalil Pines-Elliott	Blocking (Def)
1st Period	0:00	#20 Langston Ellison	Blocking (Def)
1st Period	0:00	#3 Jamil Pines-Elliott	Blocking (Def)
2nd Period	0:00	#3 Jamil Pines-Elliott	Other (Tech)
2nd Period	0:00	#11 Jalil Pines-Elliott	Blocking (Def)
2nd Period	0:00	#11 Jalil Pines-Elliott	Blocking (Def)
2nd Period	0:00	#20 Langston Ellison	Blocking (Def)
2nd Period	0:00	#14 Jack Lambert	Blocking (Def)
2nd Period	0:00	#14 Jack Lambert	Blocking (Def)